



SREE VIDYANIKETHAN ENGINEERING COLLEGE

(AUTONOMOUS)

SREE SAINATH NAGAR, TIRUPATI – 517102


5.2.3. Students qualifying in State / National / International level Examinations (IIT / JAM / NET / SLET / GATE / GMAT / CAT / GRE / TOEFL / Civil Services / State government examinations etc.)

Year	Branch	GATE	NET	IIT	SLET	GRE	TOEFL	IELTS	CAT	GMAT	NMAT	Civil Services	State government examinations	Other examinations conducted by the State / Central Government Agencies (Specify)
		Names of students selected/qualified	Names of students selected/qualified	Names of students selected/qualified	Names of students selected/qualified	Names of students selected/qualified	Names of students selected/qualified	Names of students selected/qualified	Names of students selected/qualified	Names of students selected/qualified	Names of students selected/qualified	Names of students selected/qualified	Names of students selected/qualified	Names of students selected/qualified
2016-17	CE	11	0	0	0	0	0	0	0	0	0	0	0	0
	CSE	9	0	0	0	8	1	1	0	0	0	0	0	0
	CSSE	0	0	0	0	1	0	2	0	1	0	0	0	0
	ECE	16	0	0	0	4	2	0	4	0	0	0	0	0
	EEE	19	0	0	0	0	0	3	1	0	0	0	0	0
	EIE	2	0	0	0	0	0	0	1	0	0	0	0	0
	IT	0	0	0	0	4	0	4	0	0	0	0	9	0
	ME	16	0	0	0	0	1	0	3	1	1	0	0	0
EXAM WISE SUB TOTAL		73	0	0	0	18	3	13	7	2	0	0	9	125

Principal
PRINCIPAL


SREE VIDYANIKETHAN ENGINEERING COLLEGE
(AUTONOMOUS)

Sree Sainath Nagar, A. RANGAMPET
Chittoor (Dist.) - 517 102, A.P., INDIA.



GATE 2017 Scorecard

Graduate Aptitude Test in Engineering



Name
BADRI SATYAJASWANTH

Registration Number
CS17S67016109

Examination Paper
Computer Science and Information Technology

B S Jayawanth
(Candidate's Signature)

Mark out of 100** 32.34

Qualifying Marks** 25.0 22.5 16.6

GATE Score 432

Valid from March 26, 2017 **to** March 26, 2020

All India Rank in this paper 6623

Total Number of Candidates 96878

*Normalized marks for multisession papers

** A candidate is considered qualified if the marks secured are greater than or equal to the qualifying marks mentioned for the category for which valid category certificate, if applicable is produced along with this scorecard.

Digital Fingerprint : c20bcf11582849d679f5d46bc9a82908

March 26, 2017

Prof. Govind Joseph Chakrapani

Organizing Chairman, GATE 2017 on behalf of NCB-GATE, for MHRD

The GATE 2017 score is calculated using the formula

$$GATE\ Score = S_q + (S_t - S_q) \frac{(M - M_q)}{(\bar{M}_t - M_q)}$$

where,

M is the marks obtained by the candidate in the paper, mentioned on this score card in GATE 2017

M_q is the qualifying marks for general category candidate in the paper

\bar{M}_t is the mean of marks of top 0.1% or top 10 (whichever is larger) of the candidates who appeared in the paper (in case of multi-session papers including all sessions)

$S_q = 350$, is the score assigned to M_q

$S_t = 900$, is the score assigned to M_t

In the GATE 2017 score formula, M_q is usually 25 marks (out of 100) or $\mu + \sigma$, whichever is greater. Here μ is the mean and σ is the standard deviation of marks of all the candidates who appeared in the paper.

Qualifying in GATE 2017 does not guarantee either an admission to a post-graduate program or a scholarship/assistantship. Admitting institutes may conduct further tests and interviews for final selection.

Codes for XE and XL Paper Sections (compulsory section and any other two sections)


XE: Engineering Sciences

- A-Engineering Mathematics (compulsory)
- B-Fluid Mechanics
- C-Material Science
- D-Solid Mechanics
- E-Thermodynamics
- F-Polymer Science and Engineering
- G-Food Technology
- H-Atmospheric and Oceanic Sciences

XL: Life Sciences


- P-Chemistry (compulsory)
- Q-Biochemistry
- R-Botany
- S-Microbiology
- T-Zoology
- U-Food Technology

Graduate Aptitude Test in Engineering (GATE) 2017 was organised by Indian Institute of Technology Roorkee on behalf of the National Coordination Board (NCB) for the Department of Higher Education, Ministry of Human Resource Development (MHRD), Government of India.



GATE 2017 Scorecard

Graduate Aptitude Test in Engineering



Name

K RAVI SHANKAR REDDY

Registration Number

CS17S57019104

Examination Paper

Computer Science and Information

K. Ravi Shankar Reddy

(Candidate's Signature)

Performance

Mark out of 100*	34.71	Valid from	March-26, 2017 to March-26, 2020
Qualifying Marks**	25.0	General	22.5
		OBC (NCL)	16.6
		SC/ST/PWD	16.6
GATE Score	459	All India Rank in this paper	5439
		Total Number of Candidates	96878

*Normalized marks for multisession papers

** A candidate is considered qualified if the marks secured are greater than or equal to the qualifying marks mentioned for the category for which valid category certificate, if applicable is produced along with this scorecard.

Digital Fingerprint : 9c5de3c95b7e14fcc64da4d1332fb550

March 26, 2017

G. J. Chakrapani

Prof. Govind Joseph Chakrapani

Organizing Chairman, GATE 2017 on behalf of NCB-GATE, for MHRD

The GATE 2017 score is calculated using the formula

$$GATE\ Score = S_q + (S_t - S_q) \frac{(M - M_q)}{(\bar{M}_t - M_q)}$$

where,

M is the marks obtained by the candidate in the paper, mentioned on this score card in GATE 2017

M_q is the qualifying marks for general category candidate in the paper

\bar{M}_t is the mean of marks of top 0.1% or top 10 (whichever is larger) of the candidates who appeared in the paper (in case of multi-session papers including all sessions)

$S_q = 350$, is the score assigned to M_q

$S_t = 900$, is the score assigned to \bar{M}_t

In the GATE 2017 score formula, M_q is usually 25 marks (out of 100) or $\mu + \sigma$, whichever is greater. Here μ is the mean and σ is the standard deviation of marks of all the candidates who appeared in the paper.

Qualifying in GATE 2017 does not guarantee either an admission to a post-graduate program or a scholarship/assistantship.


Admitting institutes may conduct further tests and interviews for final selection.

Codes for XE and XL Paper Sections (compulsory section and any other two sections)

- | | |
|---|--|
| <p>XE: Engineering Sciences</p> <ul style="list-style-type: none"> A-Engineering Mathematics (compulsory) B-Fluid Mechanics C-Material Science D-Solid Mechanics E-Thermodynamics F-Polymer Science and Engineering G-Food Technology H-Atmospheric and Oceanic Sciences | <p>XL: Life Sciences</p> <ul style="list-style-type: none"> P-Chemistry (compulsory) Q-Biochemistry R-Botany S-Microbiology T-Zoology U-Food Technology |
|---|--|


Graduate Aptitude Test in Engineering (GATE) 2017 was organised by Indian Institute of Technology Roorkee on behalf of the National Coordination Board (NCB) for the Department of Higher Education, Ministry of Human Resource Development (MHRD), Government of India.

Candidate Details



GATE 2017 Scorecard

Graduate Aptitude Test in Engineering



Name
KOPPOLU ANUDEEP

Registration Number
CS17S67018099

Examination Paper
Computer Science and Information Technology

K. Anudeep
(Candidate's Signature)

Mark out of 100* 48.03

Qualifying Marks** 25.0 22.5 16.6

GATE Score 608

Valid from March 26, 2017 to March 26, 2020

All India Rank in this paper 1714

Total Number of Candidates 96878

*Normalized marks for multisection papers

** A candidate is considered qualified if the marks secured are greater than or equal to the qualifying marks mentioned for the category for which valid category certificate, if applicable is produced along with this scorecard.

Digital Fingerprint : 275c06732f6f76cb2b5a2f495fe0a4fb

March 26, 2017

G. J. Chakrapani
Prof. Govind Joseph Chakrapani

Organizing Chairman, GATE 2017 on behalf of NCB-GATE, for MHRD

The GATE 2017 score is calculated using the formula

$$GATE\ Score = S_q + (S_t - S_q) \frac{(M - M_q)}{(\bar{M}_t - M_q)}$$

where,

M is the marks obtained by the candidate in the paper, mentioned on this score card in GATE 2017

M_q is the qualifying marks for general category candidate in the paper

\bar{M}_t is the mean of marks of top 0.1% or top 10 (whichever is larger) of the candidates who appeared in the paper (in case of multi-session papers including all sessions)

$S = 350$, is the score assigned to M_q

$S = 900$, is the score assigned to \bar{M}_t

In the GATE 2017 score formula, M_q is usually 25 marks (out of 100) or $\mu + \sigma$, whichever is greater. Here μ is the mean and σ is the standard deviation of marks of all the candidates who appeared in the paper.

Qualifying in GATE 2017 does not guarantee either an admission to a post-graduate program or a scholarship/assistantship.

Admitting institutes may conduct further tests and interviews for final selection.

Codes for XE and XL Paper Sections (compulsory section and any other two sections)

- | | |
|--|--------------------------|
| XE: Engineering Sciences | XL: Life Sciences |
| A-Engineering Mathematics (compulsory) | P-Chemistry (compulsory) |
| B-Fluid Mechanics | Q-Biochemistry |
| C-Material Science | R-Botany |
| D-Solid Mechanics | S-Microbiology |
| E-Thermodynamics | T-Zoology |
| F-Polymer Science and Engineering | U-Food Technology |
| G-Food Technology | |
| H-Atmospheric and Oceanic Sciences | |

Graduate Aptitude Test in Engineering (GATE) 2017 was organised by Indian Institute of Technology Roorkee on behalf of the National Coordination Board (NCB) for the Department of Higher Education, Ministry of Human Resource Development (MHRD), Government of India.



GATE 2017 Scorecard

Graduate Aptitude Test in Engineering



Name
NANDIMANDALAM PAVAN KRISHNA

Registration Number
CS17S67017047

Examination Paper
Computer Science and Information

N. Pavan Krishna
 (Candidate's Signature)

Candidate Details

Performance

Mark out of 100	27.45	Valid from March 26, 2017 to March 26, 2020	
Qualifying Marks	25.0	22.5	16.6
	General	OBC (NCL)	SC/ST/PwD
GATE Score	377	Total Number of Candidates 96878	
All India Rank in this paper 9825			

*Normalized marks for multisession papers

** A candidate is considered qualified if the marks secured are greater than or equal to the qualifying marks mentioned for the category for which valid category certificate, if applicable is produced along with this scorecard.

Prof. Govind Joseph Chakrapani
 March 26, 2017

Digital Fingerprint : b4c9457a729dd6e3bff71549504249eb
 Organizing Chairman, GATE 2017 on behalf of NCB-GATE, for MHRD

The GATE 2017 score is calculated using the formula

$$GATE\ Score = S_q + (S_t - S_q) \frac{(M - M_q)}{(\bar{M}_t - M_q)}$$


where,
 M is the marks obtained by the candidate in the paper, mentioned on this score card in GATE 2017
 M_q is the qualifying marks for general category candidate in the paper
 M̄_t is the mean of marks of top 0.1% or top 10 (whichever is larger) of the candidates who appeared in the paper (in case of multi-session papers including all sessions)
 S_q = 350, is the score assigned to M_q
 S_t = 900, is the score assigned to M̄_t

In the GATE 2017 score formula, M_q is usually 25 marks (out of 100) or μ + σ, whichever is greater. Here μ is the mean and σ is the standard deviation of marks of all the candidates who appeared in the paper.
 Qualifying in GATE 2017 does not guarantee either an admission to a post-graduate program or a scholarship/assistantship. Admitting institutes may conduct further tests and interviews for final selection.

Codes for XE and XL Paper Sections (compulsory section and any other two sections)


- | | |
|---|--|
| XE: Engineering Sciences
A-Engineering Mathematics (compulsory)
B-Fluid Mechanics
C-Material Science
D-Solid Mechanics
E-Thermodynamics
F-Polymer Science and Engineering
G-Food Technology
H-Atmospheric and Oceanic Sciences | XL: Life Sciences
P-Chemistry (compulsory)
Q-Biochemistry
R-Botany
S-Microbiology
T-Zoology
U-Food Technology |
|---|--|

Graduate Aptitude Test in Engineering (GATE) 2017 was organised by Indian Institute of Technology Roorkee on behalf of the National Coordination Board (NCB) for the Department of Higher Education, Ministry of Human Resource Development (MHRD), Government of India.



GATE 2017 Scorecard

Graduate Aptitude Test in Engineering



Name
RACHAPALLI VINAY KUMAR

Registration Number
CS17S57017095

Examination Paper
Computer Science and Information Technology

R. Vinay Kumar
(Candidate's Signature)

Candidate Details

Mark out of 100* **64.41** Valid from March 26, 2017 to March 26, 2020

Qualifying Marks** **25.0** **22.5** **16.6** All India Rank in this paper **235**

General OBC (NCL) SC/ST/PWD

GATE Score **791** Total Number of Candidates **96878**

*Normalized marks for multisession papers

** A candidate is considered qualified if the marks secured are greater than or equal to the qualifying marks mentioned for the category for which valid category certificate, if applicable is produced along with this scorecard.

March 26, 2017

G. J. Chakrapani
Prof. Govind Joseph Chakrapani

Digital Fingerprint : Oddada9de18f36d0565b398e5b6098ce

Organizing Chairman, GATE 2017 on behalf of NCB-GATE, for MHRD

The GATE 2017 score is calculated using the formula

$$GATE\ Score = S_q + (S_t - S_q) \frac{(M - M_q)}{(\bar{M}_t - M_q)}$$

where,

M is the marks obtained by the candidate in the paper, mentioned on this score card in GATE 2017

M_q is the qualifying marks for general category candidate in the paper

\bar{M}_t is the mean of marks of top 0.1% or top 10 (whichever is larger) of the candidates who appeared in the paper (in case of multi-session papers including all sessions)

S_q = 350, is the score assigned to M_q

S_t = 900, is the score assigned to \bar{M}_t

In the GATE 2017 score formula, M_q is usually 25 marks (out of 100) or $\mu + \sigma$, whichever is greater. Here μ is the mean and σ is the standard deviation of marks of all the candidates who appeared in the paper.

Qualifying in GATE 2017 does not guarantee either an admission to a post-graduate program or a scholarship/assistantship.

Admitting institutes may conduct further tests and interviews for final selection.

Codes for XE and XL Paper Sections (compulsory section and any other two sections)

XE: Engineering Sciences

- A-Engineering Mathematics (compulsory)
- B-Fluid Mechanics
- C-Material Science
- D-Solid Mechanics
- E-Thermodynamics
- F-Polymer Science and Engineering
- G-Food Technology
- H-Atmospheric and Oceanic Sciences

XL: Life Sciences

- P-Chemistry (compulsory)
- Q-Biochemistry
- R-Botany
- S-Microbiology
- T-Zoology
- U-Food Technology

Graduate Aptitude Test in Engineering (GATE) 2017 was organised by Indian Institute of Technology Roorkee on behalf of the National Coordination Board (NCB) for the Department of Higher Education, Ministry of Human Resource Development (MHRD), Government of India.

SWARATHESH C ADDANKI

Most Recent Test Date: October 6, 2016

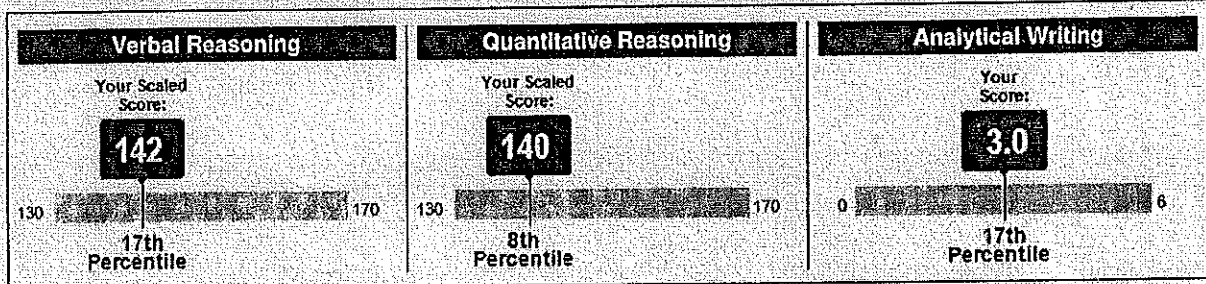
Address: H.NO.18, 2 CROSS,NAGARJUNA NAGAR, THUMMALAGUNTA, TIRUPATHI, A.P. 517502 India

Registration Number: 0173979
Print Date: November 8, 2016

①

Email: JYOTHIBABUADDANKI@GMAIL.COM
Phone: 91-9885793219
Date of Birth: July 19, 1995
Social Security Number (Last Four Digits):
Gender: Male
Intended Graduate Major: Other Fields Not Listed (5199)

Your Scores for the General Test Taken on October 6, 2016



Your Test Score History

General Test Scores

Test Date	Verbal Reasoning		Quantitative Reasoning		Analytical Writing	
	Scaled Score	Percentile	Scaled Score	Percentile	Score	Percentile
October 6, 2016	142	17	140	8	3.0	17

Subject Test Scores

You do not have reportable test scores at this time.

Your Score Recipient(s)

Undergraduate Institution

Report Date	Institution (Code)	Department (Code)	Test Title	Test Date
-------------	--------------------	-------------------	------------	-----------

[Signature]
PRINCIPAL
SREE VIDYANIKETHAN ENGINEERING COLLEGE
Sree Sainath Nagar, A. RANGAMPET
Chittoor (Dist.) - 517 102, A.P., INDIA.



TEST TAKER SCORE REPORT

Note: This report is not valid for transmission of scores to an institution.

VEDAPRAKASH CHERUKURU,

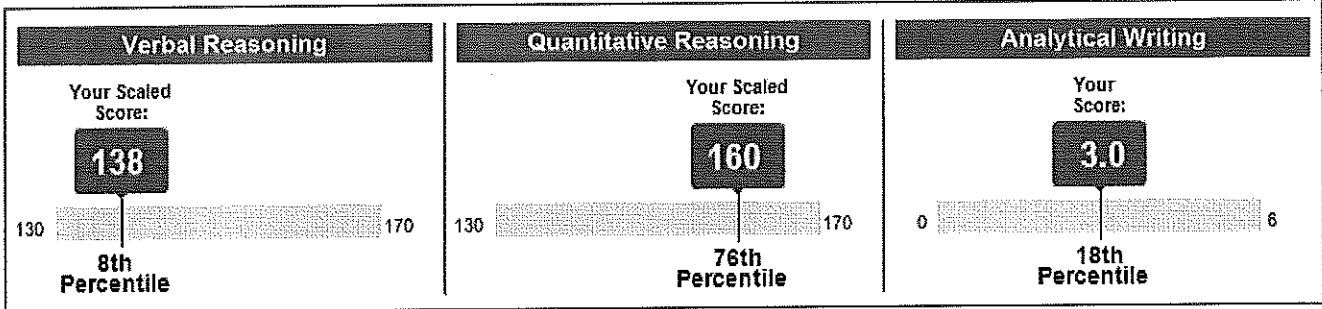
Most Recent Test Date: September 19, 2016

Address: 4-3-478, GIRIPURAM, TIRUPATI, 517501 India.

Registration Number: 5864578
Print Date: July 25, 2017

Email: CHERUKURUVEDAPRAKASH@GMAIL.COM,
Phone: 91-7799429142,
Date of Birth: June 12, 1996
Social Security Number (Last Four Digits): ,
Gender: Male,
Intended Graduate Major: Computer Science (0402)

Your Scores for the General Test Taken on September 19, 2016



Your Test Score History

General Test Scores

Test Date	Verbal Reasoning		Quantitative Reasoning		Analytical Writing	
	Scaled Score	Percentile	Scaled Score	Percentile	Score	Percentile
September 19, 2016	138	8	160, and percentile	76	3.0	18

Subject Test Scores

You do not have reportable test scores at this time.

Your Score Recipient(s)

Undergraduate Institution

Report Date	Institution (Code)	Department (Code)	Test Title	Test Date
September 28, 2016	UNIV TEXAS DALLAS (6897)		General Test	September 19, 2016

Designated Score Recipient(s)

Report Date	Score Recipient (Code)	Department (Code)	Test Title	Test Date
September 28, 2016	UNIV TEXAS DALLAS (6897)		General Test	September 19, 2016



TEST TAKER SCORE REPORT

Note: This report is not valid for transmission of scores to an institution.

VEDAPRAKASH CHERUKURU,

Most Recent Test Date: September 19, 2016

Date of Birth: June 12, 1996

Registration Number: 5864578
Print Date: July 25, 2017

About Your GRE® Score Report

Score Reporting Policies

With the *ScoreSelect*® option, you can decide which test scores to send to the institutions you designate. There are three options to choose from:

- Most Recent option – Send your scores from your most recent test administration
- All option – Send your scores from all administrations in the last five years
- Any option – Send your scores from one OR as many test administrations in the last five years (this option is not available on test day when you select up to four FREE score reports)

Scores for a test administration must be reported in their entirety. Institutions will receive score reports that show only the scores that you selected to send to them. There will be no special indication if you have taken additional GRE tests. See the *GRE® Information Bulletin* for details. The policies and procedures explained in the Bulletin for the current testing year supersede previous policies and procedures in previous bulletins.

Scores will be sent to designated score recipients approximately 10-15 days after a computer-delivered test and 5 weeks after a paper-delivered test. If your scores are not available for any reason, you will see "Not Available" in Your Test Score History.

GRE test scores are reportable according to the following policies:

- For tests taken prior to July 1, 2016, scores are reportable for five (5) years following the testing year in which you tested (July 1 – June 30). For example, scores for a test taken on May 15, 2015, are reportable through June 30, 2020. GRE scores earned prior to August 2011 are no longer reportable.
- For tests taken on or after July 1, 2016, scores are reportable for five (5) years following your test date. For example, scores for a test taken on July 3, 2016, are reportable through July 2, 2021.

Note: Score recipients will only receive scores from test administrations that you have selected to send to them.

Percentile Rank (% Below)

A percentile rank for a test score indicates the percentage of test takers who took that test and received a lower score. Regardless of when the reported scores were earned, the percentile ranks for General Test and Subject Test scores are based on the scores of all test takers who tested within the most recent three-year period.

Retaking a GRE Test

You can take the GRE® General Test *once every 21 days*, up to *five times* within any continuous rolling 12-month period (365 days). This applies even if you canceled your scores on a test taken previously. You can take the paper-delivered GRE General Test and GRE® Subject Tests as often as they are offered.

Note: This policy will be enforced even if a violation is not immediately identified (e.g., inconsistent registration information) and test scores have been reported. In such cases, the invalid scores will be canceled and score recipients will be notified of the cancellation. Test fees will be forfeited.

For More Information

For information about interpreting your scores, see *Interpreting Your GRE Scores* at www.ets.org/gre/understand.

For detailed information about your performance on the Verbal Reasoning and Quantitative Reasoning sections of the computer-delivered GRE General Test, access the free GRE Diagnostic Service from your ETS account. This service includes a description of the types of questions you answered right and wrong, the difficulty level of each question, and the time spent on each question. This service is available approximately 15 days after your test administration and for six months following your test administration.

If you have any questions concerning your score report, email GRE Services at gre-info@ets.org or call 1-609-771-7670 or 1-866-473-4373 (toll free for test takers in the U.S., U.S. Territories and Canada) between 8 a.m. and 7:45 p.m. (New York Time).

Note: This report is not valid for transmission of scores to an institution.

MAHENDRAREDDY DEVIREDDY

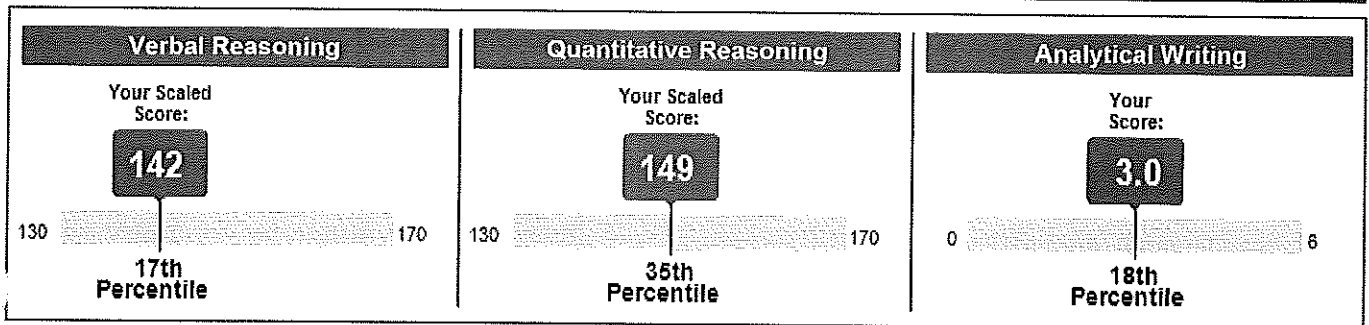
Most Recent Test Date: September 19, 2016

Address: KOTHURU,KRAKUTUR,KALIGIRI, S P S R NELLORE , ANDHRA PRADESH, NELLORE, ANDHRA PRADESH, 524225 India

Registration Number: 5864577
Print Date: July 22, 2017

Email: MAHENDRA.DRD@GMAIL.COM
Phone: 91-9949820142
Date of Birth: August 22, 1996
Social Security Number (Last Four Digits):
Gender: Male
Intended Graduate Major: Computer Science (0402)

Your Scores for the General Test Taken on September 19, 2016



Your Test Score History

General Test Scores

Test Date	Verbal Reasoning		Quantitative Reasoning		Analytical Writing	
	Scaled Score	Percentile	Scaled Score	Percentile	Score	Percentile
September 19, 2016	142	17	149	35	3.0	18

Subject Test Scores

You do not have reportable test scores at this time.

Your Score Recipient(s)

Undergraduate Institution

Report Date	Institution (Code)	Department (Code)	Test Title	Test Date
September 28, 2016	UNIV SOUTH FLORIDA (5828)	COMPUTER SCIENCE (0402)	General Test	September 19, 2016

MAHENDRAREDDY DEVIREDDY

Most Recent Test Date: September 19, 2016

Date of Birth: August 22, 1996

Registration Number: 5864577
Print Date: July 22, 2017

Designated Score Recipient(s)

Report Date	Score Recipient (Code)	Department (Code)	Test Title	Test Date
September 28, 2016	KENTUCKY ST UNIV (1368)	COMPUTER SCIENCE (0402)	General Test	September 19, 2016
September 28, 2016	UNC CHARLOTTE (5105)	COMPUTER SCIENCE (0402)	General Test	September 19, 2016
September 28, 2016	UNIV TEXAS ARLINGTON (6013)	COMPUTER SCIENCE (0402)	General Test	September 19, 2016
September 28, 2016	UNIV TEXAS DALLAS (6897)	COMPUTER SCIENCE (0402)	General Test	September 19, 2016

About Your GRE® Score Report

Score Reporting Policies

With the *ScoreSelect®* option, you can decide which test scores to send to the institutions you designate. There are three options to choose from:

- Most Recent option – Send your scores from your most recent test administration
- All option – Send your scores from all administrations in the last five years
- Any option – Send your scores from one OR as many test administrations in the last five years (this option is not available on test day when you select up to four FREE score reports)

Scores for a test administration must be reported in their entirety. Institutions will receive score reports that show only the scores that you selected to send to them. There will be no special indication if you have taken additional GRE tests. See the *GRE® Information Bulletin* for details. The policies and procedures explained in the Bulletin for the current testing year supersede previous policies and procedures in previous bulletins.

Scores will be sent to designated score recipients approximately 10-15 days after a computer-delivered test and 5 weeks after a paper-delivered test. If your scores are not available for any reason, you will see "Not Available" in Your Test Score History.

GRE test scores are reportable according to the following policies:

- For tests taken prior to July 1, 2016, scores are reportable for five (5) years following the testing year in which you tested (July 1 – June 30). For example, scores for a test taken on May 15, 2015, are reportable through June 30, 2020. GRE scores earned prior to August 2011 are no longer reportable.
- For tests taken on or after July 1, 2016, scores are reportable for five (5) years following your test date. For example, scores for a test taken on July 3, 2016, are reportable through July 2, 2021.

Note: Score recipients will only receive scores from test administrations that you have selected to send to them.

Percentile Rank (% Below)

A percentile rank for a test score indicates the percentage of test takers who took that test and received a lower score. Regardless of when the reported scores were earned, the percentile ranks for General Test and Subject Test scores are based on the scores of all test takers who tested within the most recent three-year period.

MAHENDRAREDDY DEVIREDDY**Most Recent Test Date: September 19, 2016**

Date of Birth: August 22, 1996

Registration Number: 5864577

Print Date: July 22, 2017

Retaking a GRE Test

You can take the GRE® General Test *once every 21 days*, up to *five times* within any continuous rolling 12-month period (365 days). This applies even if you canceled your scores on a test taken previously. You can take the paper-delivered GRE General Test and GRE® Subject Tests as often as they are offered.

Note: This policy will be enforced even if a violation is not immediately identified (e.g., inconsistent registration information) and test scores have been reported. In such cases, the invalid scores will be canceled and score recipients will be notified of the cancellation. Test fees will be forfeited.

For More Information

For information about interpreting your scores, see *Interpreting Your GRE Scores* at www.ets.org/gre/understand.

For detailed information about your performance on the Verbal Reasoning and Quantitative Reasoning sections of the computer-delivered GRE General Test, access the free GRE Diagnostic Service from your ETS account. This service includes a description of the types of questions you answered right and wrong, the difficulty level of each question, and the time spent on each question. This service is available approximately 15 days after your test administration and for six months following your test administration.

If you have any questions concerning your score report, email GRE Services at gre-info@ets.org or call 1-609-771-7670 or 1-866-473-4373 (toll free for test takers in the U.S., U.S. Territories and Canada) between 8 a.m. and 7:45 p.m. (New York Time).



TEST TAKER SCORE REPORT

Note: This report is not valid for transmission of scores to an institution.

CHANDANAPRIYA GANDIKOTA

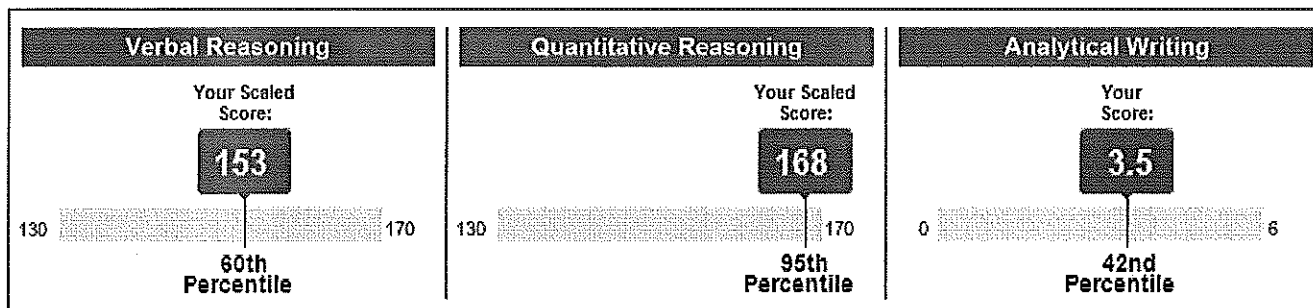
Most Recent Test Date: October 12, 2016

Address: 6-12-4F K.B LAYOUT, TIRUPATI, 517507 India

Registration Number: 5960361
Print Date: March 8, 2017

Email: CHANDANAPRIYA12@GMAIL.COM
Phone: 91-8008156039
Date of Birth: December 12, 1997
Social Security Number (Last Four Digits):
Gender: Female
Intended Graduate Major: Computer Science (0402)

Your Scores for the General Test Taken on October 12, 2016



Your Test Score History

General Test Scores

Test Date	Verbal Reasoning		Quantitative Reasoning		Analytical Writing	
	Scaled Score	Percentile	Scaled Score	Percentile	Score	Percentile
October 12, 2016	153	60	168	95	3.5	42

Subject Test Scores

You do not have reportable test scores at this time.

Your Score Recipient(s)

Undergraduate Institution

Report Date	Institution (Code)	Department (Code)	Test Title	Test Date
-------------	--------------------	-------------------	------------	-----------

3 ✓



TEST TAKER SCORE REPORT

Note: This report is not valid for transmission of scores to an institution.

KAVYALAALASA KARANAM,

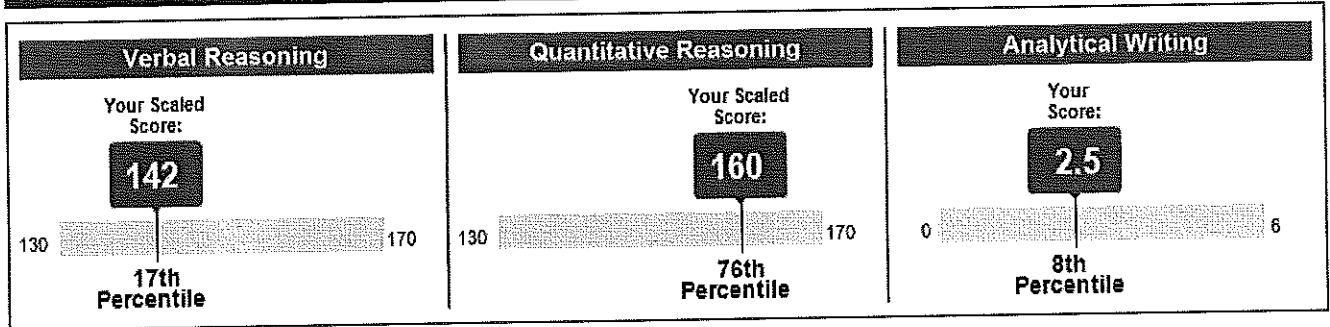
Most Recent Test Date: September 27, 2016

Address: 6-7-605,SRIPURAM COLONY,TIRUPATI, 6-7-605,SRIPURAM COLONY,TIRUPATI, TIRUPATI, 517501 India.

Registration Number: 6109669
Print Date: July 27, 2017

Email: laalasa.kar@gmail.com
Phone: 91-9849321915
Date of Birth: March 13, 1996
Social Security Number (Last Four Digits): ,
Gender: Female.
Intended Graduate Major: Computer Science (0402)

Your Scores for the General Test Taken on September 27, 2016



Your Test Score History

General Test Scores

Test Date	Verbal Reasoning		Quantitative Reasoning		Analytical Writing	
	Scaled Score	Percentile	Scaled Score	Percentile	Score	Percentile
September 27, 2016	142	17	160, and percentile	76	2.5	8

Subject Test Scores

You do not have reportable test scores at this time.

Your Score Recipient(s)

Undergraduate Institution

Report Date	Institution (Code)	Department (Code)	Test Title	Test Date
-------------	--------------------	-------------------	------------	-----------



TEST TAKER SCORE REPORT

Note: This report is not valid for transmission of scores to an institution.

KAVYALAALASA KARANAM,

Most Recent Test Date: September 27, 2016

Date of Birth: March 13, 1996

Registration Number: 6109669
Print Date: July 27, 2017

Designated Score Recipient(s)

Report Date	Score Recipient (Code)	Department (Code)	Test Title	Test Date
October 7, 2016	ARIZONA STATE UNIVERSITY (4007)	COMPUTER SCIENCE (0402)	General Test	September 27, 2016
October 7, 2016	ILLINOIS INSTITUTE TECHNOLOGY (1318)	COMPUTER SCIENCE (0402)	General Test	September 27, 2016
October 7, 2016	UNIVERSITY OF FLORIDA (5812)	COMPUTER SCIENCE (0402)	General Test	September 27, 2016
October 7, 2016	UNIVERSITY OF NORTHERN CALIF (4935)	COMPUTER SCIENCE (0402)	General Test	September 27, 2016

About Your GRE® Score Report

Score Reporting Policies

With the *ScoreSelect*® option, you can decide which test scores to send to the institutions you designate. There are three options to choose from:

- Most Recent option – Send your scores from your most recent test administration
- All option – Send your scores from all administrations in the last five years
- Any option – Send your scores from one OR as many test administrations in the last five years (this option is not available on test day when you select up to four FREE score reports)

Scores for a test administration must be reported in their entirety. Institutions will receive score reports that show only the scores that you selected to send to them. There will be no special indication if you have taken additional GRE tests. See the *GRE® Information Bulletin* for details. The policies and procedures explained in the Bulletin for the current testing year supersede previous policies and procedures in previous bulletins.

Scores will be sent to designated score recipients approximately 10-15 days after a computer-delivered test and 5 weeks after a paper-delivered test. If your scores are not available for any reason, you will see "Not Available" in Your Test Score History.

GRE test scores are reportable according to the following policies:

- For tests taken prior to July 1, 2016, scores are reportable for five (5) years following the testing year in which you tested (July 1 – June 30). For example, scores for a test taken on May 15, 2015, are reportable through June 30, 2020. GRE scores earned prior to August 2011 are no longer reportable.
- For tests taken on or after July 1, 2016, scores are reportable for five (5) years following your test date. For example, scores for a test taken on July 3, 2016, are reportable through July 2, 2021.

Note: Score recipients will only receive scores from test administrations that you have selected to send to them.

Percentile Rank (% Below)

A percentile rank for a test score indicates the percentage of test takers who took that test and received a lower score. Regardless of when the reported scores were earned, the percentile ranks for General Test and Subject Test scores are based on the scores of all test takers who tested within the most recent three-year period.



TEST TAKER SCORE REPORT

Note: This report is not valid for transmission of scores to an institution.

KAVYALAALASA KARANAM,

Most Recent Test Date: September 27, 2016

Date of Birth: March 13, 1996

Registration Number: 6109669
Print Date: July 27, 2017

Retaking a GRE Test

You can take the *GRE*® General Test *once every 21 days*, up to *five times* within any continuous rolling 12-month period (365 days). This applies even if you canceled your scores on a test taken previously. You can take the paper-delivered GRE General Test and *GRE*® Subject Tests as often as they are offered.

Note: This policy will be enforced even if a violation is not immediately identified (e.g., inconsistent registration information) and test scores have been reported. In such cases, the invalid scores will be canceled and score recipients will be notified of the cancellation. Test fees will be forfeited.

For More Information

For information about interpreting your scores, see *Interpreting Your GRE Scores* at www.ets.org/gre/understand.

For detailed information about your performance on the Verbal Reasoning and Quantitative Reasoning sections of the computer-delivered GRE General Test, access the free GRE Diagnostic Service from your ETS account. This service includes a description of the types of questions you answered right and wrong, the difficulty level of each question, and the time spent on each question. This service is available approximately 15 days after your test administration and for six months following your test administration.

If you have any questions concerning your score report, email GRE Services at gre-info@ets.org or call 1-609-771-7670 or 1-866-473-4373 (toll free for test takers in the U.S., U.S. Territories and Canada) between 8 a.m. and 7:45 p.m. (New York Time).

SAGAR MUTHIREDDY

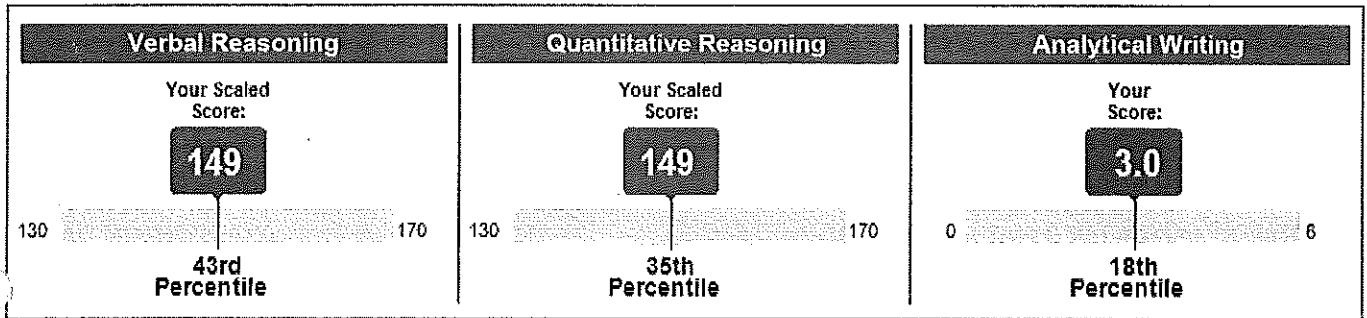
Most Recent Test Date: August 18, 2016

Address: 19-41-S8-1549 TELUGU NAGAR, SRINIVASAPURAM RENIGUNTA ROAD, TIRUPATI, 517501 India

Registration Number: 5503339
Print Date: July 22, 2017

Email: SAGARMREY@GMAIL.COM
Phone: 91-8686684395
Date of Birth: October 5, 1995
Social Security Number (Last Four Digits):
Gender: Male
Intended Graduate Major: Computer Science (0402)

Your Scores for the General Test Taken on August 18, 2016



Your Test Score History

General Test Scores

Test Date	Verbal Reasoning		Quantitative Reasoning		Analytical Writing	
	Scaled Score	Percentile	Scaled Score	Percentile	Score	Percentile
August 18, 2016	149	43	149	35	3.0	18

Subject Test Scores

You do not have reportable test scores at this time.

Your Score Recipient(s)

Undergraduate Institution

Report Date	Institution (Code)	Department (Code)	Test Title	Test Date
-------------	--------------------	-------------------	------------	-----------

SAGAR MUTHIREDDY**Most Recent Test Date: August 18, 2016**

Date of Birth: October 5, 1995

Registration Number: 5503339

Print Date: July 22, 2017

Retaking a GRE Test

You can take the GRE® General Test *once every 21 days*, up to *five times* within any continuous rolling 12-month period (365 days). This applies even if you canceled your scores on a test taken previously. You can take the paper-delivered GRE General Test and GRE® Subject Tests as often as they are offered.

Note: This policy will be enforced even if a violation is not immediately identified (e.g., inconsistent registration information) and test scores have been reported. In such cases, the invalid scores will be canceled and score recipients will be notified of the cancellation. Test fees will be forfeited.

For More Information

For information about interpreting your scores, see *Interpreting Your GRE Scores* at www.ets.org/gre/understand.

For detailed information about your performance on the Verbal Reasoning and Quantitative Reasoning sections of the computer-delivered GRE General Test, access the free GRE Diagnostic Service from your ETS account. This service includes a description of the types of questions you answered right and wrong, the difficulty level of each question, and the time spent on each question. This service is available approximately 15 days after your test administration and for six months following your test administration.

If you have any questions concerning your score report, email GRE Services at gre-info@ets.org or call 1-609-771-7670 or 1-866-473-4373 (toll free for test takers in the U.S., U.S. Territories and Canada) between 8 a.m. and 7:45 p.m. (New York Time).



TEST TAKER SCORE REPORT

Note: This report is not valid for transmission of scores to an institution.

VENKATALOKESH POLIMENI.

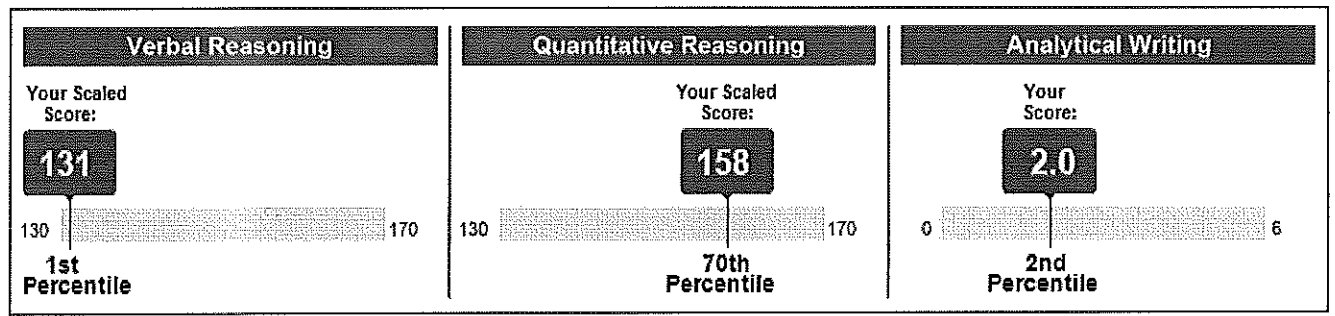
Most Recent Test Date: September 29, 2016

Address: 45/24/B12,ASHOK NAGAR, NEAR WATER PUMP HOUSE, KURNOOL,
518005 India,

Registration Number: 6035513
Print Date: January 8, 2017

Email: POLIMENIVENKATLOKESH@GMAIL.COM.
Phone: 91-7731047907.
Date of Birth: January 1, 1996
Social Security Number (Last Four Digits): .
Gender: Male.
Intended Graduate Major: Other Fields - Not Listed (5199)

Your Scores for the General Test Taken on September 29, 2016



Your Test Score History

General Test Scores

Test Date	Verbal Reasoning		Quantitative Reasoning		Analytical Writing	
	Scaled Score	Percentile	Scaled Score	Percentile	Score	Percentile
September 29, 2016	131	1	158, and percentile	70	2.0	2

Subject Test Scores

You do not have reportable test scores at this time.

Your Score Recipient(s)

Undergraduate Institution

Report Date	Institution (Code)	Department (Code)	Test Title	Test Date
October 12, 2016	FLORIDA INSTITUTE TECHNOLOGY (5080)		General Test	September 29, 2016



TEST TAKER SCORE REPORT

Note: This report is not valid for transmission of scores to an institution.

VENKATALOKESH POLIMENI,

Most Recent Test Date: September 29, 2016

Date of Birth: January 1, 1996

Registration Number: 6035513
Print Date: January 8, 2017

Designated Score Recipient(s)

Report Date	Score Recipient (Code)	Department (Code)	Test Title	Test Date
October 12, 2016	FLORIDA INSTITUTE TECHNOLOGY (5080)	COMPUTER SCIENCE (0402)	General Test	September 29, 2016
October 12, 2016	TEXAS A&M UNIV CENTRAL TEXAS (6756)	COMPUTER SCIENCE (0402)	General Test	September 29, 2016
October 12, 2016	TEXAS A&M UNIV COMMERCE (6188)	COMPUTER SCIENCE (0402)	General Test	September 29, 2016
October 12, 2016	TEXAS TECH UNIVERSITY (6827)	COMPUTER SCIENCE (0402)	General Test	September 29, 2016

About Your GRE® Score Report

Score Reporting Policies

With the *ScoreSelect*® option, you can decide which test scores to send to the institutions you designate. There are three options to choose from:

- Most Recent option – Send your scores from your most recent test administration
- All option – Send your scores from all administrations in the last five years
- Any option – Send your scores from one OR as many test administrations in the last five years (this option is not available on test day when you select up to four FREE score reports)

Scores for a test administration must be reported in their entirety. Institutions will receive score reports that show only the scores that you selected to send to them. There will be no special indication if you have taken additional GRE tests. See the *GRE® Information Bulletin* for details. The policies and procedures explained in the Bulletin for the current testing year supersede previous policies and procedures in previous bulletins.

Scores will be sent to designated score recipients approximately 10-15 days after a computer-delivered test and 5 weeks after a paper-delivered test. If your scores are not available for any reason, you will see "Not Available" in Your Test Score History.

GRE test scores are reportable according to the following policies:

- For tests taken prior to July 1, 2016, scores are reportable for five (5) years following the testing year in which you tested (July 1 – June 30). For example, scores for a test taken on May 15, 2015, are reportable through June 30, 2020. GRE scores earned prior to August 2011 are no longer reportable.
- For tests taken on or after July 1, 2016, scores are reportable for five (5) years following your test date. For example, scores for a test taken on July 3, 2016, are reportable through July 2, 2021.

Note: Score recipients will only receive scores from test administrations that you have selected to send to them.

Percentile Rank (% Below)

A percentile rank for a test score indicates the percentage of test takers who took that test and received a lower score. Regardless of when the reported scores were earned, the percentile ranks for General Test and Subject Test scores are based on the scores of all test takers who tested within the most recent three-year period.

PURANAM HARISH


Most Recent Test Date: November 1, 2016

Address: FLAT NO.301, SRI CHAKRA ENCLAVE, BESIDE PADMAVATI KALYANAMANDAPAM, TIRUPATHI, 517501 India

Registration Number: 0412762
Print Date: February 6, 2017

Email: HARISHPURANAM95@GMAIL.COM
Phone: 91-7893383154
Date of Birth: October 11, 1995
Social Security Number (Last Four Digits):
Gender: Male
Intended Graduate Major: Other Fields - Not Listed (5199)

Your Scores for the General Test Taken on November 1, 2016



Your Test Score History

General Test Scores

Test Date	Verbal Reasoning		Quantitative Reasoning		Analytical Writing	
	Scaled Score	Percentile	Scaled Score	Percentile	Score	Percentile
November 1, 2016	136	4	145	20	3.0	17
September 29, 2016	136	4	143	14	2.5	7

Subject Test Scores

You do not have reportable test scores at this time.

Your Score Recipient(s)

Undergraduate Institution

Report Date	Institution (Code)	Department (Code)	Test Title	Test Date
-------------	--------------------	-------------------	------------	-----------

PURANAM HARISH

Most Recent Test Date: November 1, 2016

Date of Birth: October 11, 1995

Registration Number: 0412762
Print Date: February 6, 2017

Designated Score Recipient(s)

Report Date	Score Recipient (Code)	Department (Code)	Test Title	Test Date
November 11, 2016	NEW YORK INSTITUTE TECHNOLOGY (2561)		General Test	November 1, 2016
November 11, 2016	NORTH CAROLINA CENTRAL UNIV (5495)		General Test	November 1, 2016
November 11, 2016	UNIV CENTRAL OKLAHOMA (6091)		General Test	November 1, 2016
November 11, 2016	UNIV TEXAS DALLAS (6897)		General Test	November 1, 2016
October 12, 2016	NEW YORK INSTITUTE TECHNOLOGY (2561)		General Test	September 29, 2016
October 12, 2016	UNIV MISSISSIPPI (1840)		General Test	September 29, 2016
October 12, 2016	UNIVERSITY OF FLORIDA (5812)		General Test	September 29, 2016
October 12, 2016	UNIVERSITY OF WASHINGTON OTCAS (1997)		General Test	September 29, 2016

About Your GRE® Score Report

Score Reporting Policies

With the *ScoreSelect*® option, you can decide which test scores to send to the institutions you designate. There are three options to choose from:

- Most Recent option – Send your scores from your most recent test administration
- All option – Send your scores from all administrations in the last five years
- Any option – Send your scores from one OR as many test administrations in the last five years (this option is not available on test day when you select up to four FREE score reports)

Scores for a test administration must be reported in their entirety. Institutions will receive score reports that show only the scores that you selected to send to them. There will be no special indication if you have taken additional GRE tests. See the *GRE® Information Bulletin* for details. The policies and procedures explained in the Bulletin for the current testing year supersede previous policies and procedures in previous bulletins.

Scores will be sent to designated score recipients approximately 10-15 days after a computer-delivered test and 5 weeks after a paper-delivered test. If your scores are not available for any reason, you will see "Not Available" in Your Test Score History.

GRE test scores are reportable according to the following policies:

- For tests taken prior to July 1, 2016, scores are reportable for five (5) years following the testing year in which you tested (July 1 – June 30). For example, scores for a test taken on May 15, 2015, are reportable through June 30, 2020. GRE scores earned prior to August 2011 are no longer reportable.
- For tests taken on or after July 1, 2016, scores are reportable for five (5) years following your test date. For example, scores for a test taken on July 3, 2016, are reportable through July 2, 2021.

PURANAM HARISH

Most Recent Test Date: November 1, 2016

Date of Birth: October 11, 1995

Registration Number: 0412762
Print Date: February 6, 2017

Note: Score recipients will only receive scores from test administrations that you have selected to send to them.

Percentile Rank (% Below)

A percentile rank for a test score indicates the percentage of test takers who took that test and received a lower score. Regardless of when the reported scores were earned, the percentile ranks for General Test and Subject Test scores are based on the scores of all test takers who tested within the most recent three-year period.

Retaking a GRE Test

You can take the GRE® General Test *once every 21 days*, up to *five times* within any continuous rolling 12-month period (365 days). This applies even if you canceled your scores on a test taken previously. You can take the paper-delivered GRE General Test and GRE® Subject Tests as often as they are offered.

Note: This policy will be enforced even if a violation is not immediately identified (e.g., inconsistent registration information) and test scores have been reported. In such cases, the invalid scores will be canceled and score recipients will be notified of the cancellation. Test fees will be forfeited.

 **More Information**

For information about interpreting your scores, see *Interpreting Your GRE Scores* at www.ets.org/gre/understand.

For detailed information about your performance on the Verbal Reasoning and Quantitative Reasoning sections of the computer-delivered GRE General Test, access the free GRE Diagnostic Service from your ETS account. This service includes a description of the types of questions you answered right and wrong, the difficulty level of each question, and the time spent on each question. This service is available approximately 15 days after your test administration and for six months following your test administration.

If you have any questions concerning your score report, email GRE Services at gre-info@ets.org or call 1-609-771-7670 or 1-866-473-4373 (toll free for test takers in the U.S., U.S. Territories and Canada) between 8 a.m. and 7:45 p.m. (New York Time).

Speaking Skills	Level*	Your Performance
Speaking about Familiar Topics	Fair	Your responses indicate you are able to speak in English about your personal experiences and opinions in a mostly clear and coherent manner. Your speech is mostly clear with only occasional errors. Grammar and vocabulary are somewhat limited and include some errors. At times, the limitations prevent you from elaborating fully on your ideas, but may do not seriously interfere with overall communication.
Speaking about Campus Situation	Fair	Your responses demonstrate an ability to speak in English about reading material and experiences typically encountered by university students. You are able to convey relevant information about conversations, newspapers, articles, and campus activities. However, some details are missing or inaccurate. Limitations of grammar, vocabulary, and pronunciation at times cause difficulty for the listener. However, they do not seriously interfere with overall communication.
Speaking about Academic Course Content	Fair	Your responses demonstrate that you are able to speak in English about academic reading and lecture material, with only minor communication problems. For the most part, your speech is clear and easy to understand. However, some problems with pronunciation and intonation may occasionally cause difficulty for the listener. Your use of grammar and vocabulary is adequate to talk about the topics, but some ideas are not fully developed or are incomplete.
Writing Skills	Level*	Your Performance
Writing based on Reading and Listening	Fair	You responded to the task, relating the lecture to the reading, but your response indicates weaknesses such as: <ul style="list-style-type: none"> an important idea or ideas may be missing, unclear, or incomplete; there may be uncertainty in how the lecture and the reading passage are related; and/or grammatical mistakes or inappropriate uses of words may make the writing difficult to understand.
Writing based on Knowledge and Experience	Fair	You express ideas with reasons, examples, and details, but your response indicates weaknesses such as: <ul style="list-style-type: none"> you may not provide enough specific support and development for your main points; your ideas may be difficult to follow because of how you organize your essay or because of the language you use to connect your ideas; and/or grammatical mistakes or inappropriate uses of words may make the writing difficult to understand.

THIS IS A PDF DOWNLOADED AND PRINTED BY THE TEST TAKER, INTENDED FOR THE TEST TAKER'S PERSONAL RECORDS.

This score report provides four section scores and a total score. An analysis of your strengths and weaknesses in English is included. The level pertaining to each skill should not be generalized beyond the performance on this test. Skill levels and their associated descriptions are not intended for use by institutions as part of their admissions criteria and will not be shared unless you grant permission.

Information About Scores: The following scaled scores are reported for the TOEFL iBT test. A total score is not reported when any or more sections have not been administered. These scores have the following ranges:

Sections	Scaled Scores
Reading	0-30
Listening	0-30
Speaking	0-30
Writing	0-30
Total Score	0-120

Institution Codes: The code numbers shown on page 1 of this report are the ones you selected before you took the test. If any institution code you selected is missing, it was incorrect and the TOEFL® Program was unable to send a score report to that institution.

Score Legends:

Reading Skills	
Level	Total Scaled Score Range
High	22-30
Intermediate	16-21
Low	0-15

Speaking Skills	
Level	Total Scaled Score Range
Good	25-30
Fair	18-24
Limited	10-17
Weak	0-9

Listening Skills	
Level	Total Scaled Score Range
High	22-30
Intermediate	14-21
Low	0-13

Writing Skills	
Level	Total Scaled Score Range
Good	24-30
Fair	17-23
Limited	1-16
Score of Zero	0

DEPT.	WHERE THE REPORT WAS SENT
00	Admissions office for undergraduate study at an institution or agency that is not a college or university.
01, 04-09	Admissions office for graduate study in a field other than management (business) or law according to the codes selected when you registered.
02	Admissions office of a graduate school of management (business).
03	Admissions office of a graduate school of law.

Additional information about TOEFL iBT scores can be found on the Test Takers section of the TOEFL Website at www.ets.org/toefl.

* Skill levels for speaking and writing individual skills are estimates of performance at the top level. The listening and speaking scaled scores and ranges are more accurate. Therefore, it is not appropriate to compare the individual skill levels. Doing so may lead to apparent inconsistencies between the diagnostic feedback and reported writing and speaking scores.

IMPORTANT NOTE TO SCORE USERS: This PDF score report was downloaded and printed by the test taker. It is not an Official Score Report sent by ETS directly to an organization designated by the test taker. If you find it necessary to verify the scores on this report, please contact the TOEFL Score Verification Service at +1-800-257-6547 or +1-800-771-7100. Scores more than two years old cannot be reported or verified.

ATTESTED BY

P. Chellappa
PRINCIPAL

SREE VIDYANIKETHAN ENGINEERING COLLEGE
Sree Sathya Nagar, K. PANGAMPET
Chittoor (Dist.) - 517 102, A.P., INDIA.

IELTS™

Test Report Form

ACADEMIC

NOTE Admission to undergraduate and post graduate courses should be based on the ACADEMIC Reading and Writing Modules. GENERAL TRAINING Reading and Writing Modules are not designed to test the full range of language skills required for academic purposes. It is recommended that the candidate's language ability as indicated in this Test Report Form be re-assessed after two years from the date of the test.

Centre Number **IN001** Date **03/AUG/2017** Candidate Number **117408**

Candidate Details

Family Name **KONDETI**
First Name **PAVAN KALYAN**
Candidate ID **P6476901**





Date of Birth **07/05/1996** Sex (M/F) **M** Scheme Code **Private Candidate**
Country or Region of Origin
Country of Nationality **INDIA**
First Language **TELUGU**

Test Results

Listening **5.5** Reading **6.0** Writing **5.5** Speaking **6.0** Overall Band Score **6.0** CEFR Level **B2**

Administrator Comments

[Empty box for Administrator Comments]



Administrator's Signature

Date **16/08/2017**

Test Report Form Number **17IN117408KONP001A**



CAMBRIDGE ENGLISH Language Assessment Part of the University of Cambridge

SOUNDARYA AMBA RAJA

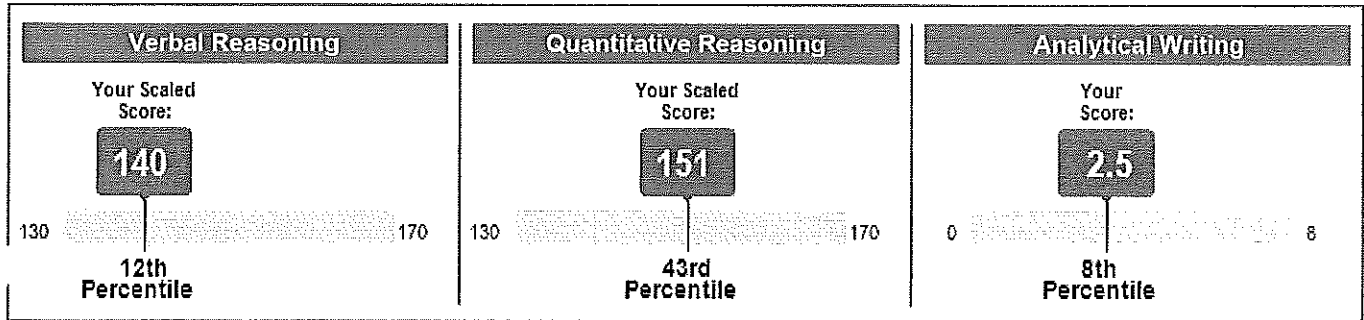
Most Recent Test Date: August 29, 2017

Address: 1-206/A, KRISHNA NAGAR, PUTTUR, ANDHRA PRADESH, 517583 India

Registration Number: 1981275
Print Date: September 14, 2017

Email: ambasweely@gmail.com
Phone: 91-9396662777
Date of Birth: March 2, 1996
Social Security Number (Last Four Digits):
Gender: Female
Intended Graduate Major: Computer Science (0402)

Your Scores for the General Test Taken on August 29, 2017



Your Test Score History

General Test Scores

Test Date	Verbal Reasoning		Quantitative Reasoning		Analytical Writing	
	Scaled Score	Percentile	Scaled Score	Percentile	Score	Percentile
August 29, 2017	140	12	151	43	2.5	8
July 14, 2017	135	3	155	59	2.0	2

Subject Test Scores

You do not have reportable test scores at this time.

Your Score Recipient(s)

Undergraduate Institution

Report Date	Institution (Code)	Department (Code)	Test Title	Test Date
-------------	--------------------	-------------------	------------	-----------

Designated Score Recipient(s)

Report Date	Score Recipient (Code)	Department (Code)	Test Title	Test Date
-------------	------------------------	-------------------	------------	-----------

Test Report Form

ACADEMIC

NOTE Admission to undergraduate and post graduate courses should be based on the ACADEMIC Reading and Writing Modules.
GENERAL TRAINING Reading and Writing Modules are not designed to test the full range of language skills required for academic purposes.
It is recommended that the candidate's language ability as indicated in this Test Report Form be re-assessed after two years from the date of the test.

Centre Number **IN001** Date **30/JUL/2016** Candidate Number **085440**

Candidate Details

Family Name **AMBA RAJA**
First Name **SOUNDARYA**
Candidate ID **N2720897**



Date of Birth **02/03/1996** Sex (M/F) **F** Scheme Code **Private Candidate**

Country or Region of Origin



Country of Nationality **INDIA**

First Language **TELUGU**

Test Results

Listening **6.5** Reading **6.0** Writing **6.5** Speaking **6.0** Overall Band Score **6.5** CEFR Level **B2**

Administrator Comments



Administrator's Signature

Date **12/08/2016**

Test Report Form Number **16IN085440AMBS001A**

Mr psc / Rite



CAMBRIDGE ENGLISH
Language Assessment
Part of the University of Cambridge

Test Report Form


ACADEMIC

NOTE Admission to undergraduate and post graduate courses should be based on the ACADEMIC Reading and Writing Modules.
GENERAL TRAINING Reading and Writing Modules are not designed to test the full range of language skills required for academic purposes.
It is recommended that the candidate's language ability as indicated in this Test Report Form be re-assessed after two years from the date of the test.

Centre Number Date Candidate Number

Candidate Details

Family Name
First Name
Candidate ID





Date of Birth Sex (M/F) Scheme Code
Country or Region of Origin
Country of Nationality
First Language

Test Results

Listening Reading Writing Speaking Overall Band Score CEFR Level


Administrator Comments



Administrator's Signature

Date Test Report Form Number

To MW PSC, file
Bhavana



MAT-SCORE®

Management Aptitude Test

SCORE REPORT No. 17114673

NAME : T. AISHWARYA
ADDRESS : 389

PANTA STREET, TIRUPATHI
TIRUPATHI - 517501

FORM NUMBER
103905

GENDER : Female

DOB : 19/06/1996

TEST MONTH & YEAR
FEBRUARY 2017

ROLL NUMBER
606710299

DEGREE : ENGG.
CATEGORY : GENERAL

WORK EXPERIENCE : NOT WORKING



SCALED SCORES

Language Comprehension	Percentile Below	Mathematical Skills	Percentile Below	Data Analysis & Sufficiency	Percentile Below	Intelligence & Critical Reasoning	Percentile Below	Composite Score	Percentile Below
59.52	81.23	45.51	39.81	47.98	48.04	46.83	41.94	554.50	54.96
Indian & Global Environment Percentile Below: 36.63									
NEW DELHI 24/02/2017 748318									

SCORE VALID UPTO : FEBRUARY 2018

MAT Score is verifiable on www.aimain during the Score Validity Period.

SANJAY GROVER

DIRECTOR

T. Aishwarya

1833

3/2/2017

admissions.ibsindia.org/ibsat2016/application/completed/downloadselectionletter.asp

Application No: 102782

March 2, 2017

Name: GORLA NEEHARIKA

Dear **Ms. GORLA NEEHARIKA,**

Admission to the MBA Program(2017 - 19) – Selected

We are happy to inform you that you have been selected provisionally for the admission to the 2 year full time MBA Program at IBS Hyderabad.

A hard copy of selection letter is being sent to you by courier. Your percentile for the selection process is given below:

Past Academic Record	Group Discussion	Personal Interview	Overall percentile
95.1	68.4	92	92.69

Admission Fee:

In order to confirm your admission you are required to pay the admission fee of Rs. 80,000 by **March 22, 2017**.

Non-receipt of admission fee by **5.00 PM on March 22, 2017** will lead to cancellation of your admission and allotment of the seat to a waitlisted candidate.

The admission fee is to be paid by a Demand Draft drawn in favor of **"IFHE – IBS Admission Fee A/c (2017)"** payable at **Hyderabad**. The DD should be sent to **"The Admissions Officer, IBS Admissions Office, # 65, Nagarjuna Hills, Punjagutta, Hyderabad-500 082, Telangana State, India"** along with Fee Remittance form (link given below).

The name and application number have to be written on the reverse of the Demand Draft.

Alternatively, Admission Fee can be paid online by visiting our website: **www.ibsindia.org**.

The classes commence from **June 01, 2017**. The details on reporting and accommodation will be communicated by the allotted campus officials in the third week of April 2017.

The fee schedule for the program and the officials to be contacted at campuses are given in the links provided below.

For any query on admissions you may please contact on the email **ibsat@ibsindia.org** and for any assistance in getting educational loan from banks you may please contact **Financial Aid Facilitation Cell** on the email **finaidcell@ibsindia.org**.

Wishing you all the best,

Yours sincerely

Admission Officer
For & on behalf of Admissions Committee

TO
MRPSC
File

13121A0454
ECE-A



GATE 2017 Scorecard

Graduate Aptitude Test in Engineering

Name

SAHITHIGOTTIGUNDALA

Registration Number

EC17S47015094

Examination Paper

Electronics and Communication Engineering (EC)



Sahithy

(Candidate's Signature)

Candidate Details

Performance

Mark out of 100*	26.96	Valid from March 26, 2017 to March 26, 2020
Qualifying Marks**	25.0 22.5 16.6	All India Rank in this paper
	General OBC (NCL) SC/ST/PwD	13614
GATE Score	374	Total Number of Candidates
		141665

*Normalized marks for multisession papers

** A candidate is considered qualified if the marks secured are greater than or equal to the qualifying marks mentioned for the category for which valid category certificate, if applicable is produced along with this scorecard.

March 26, 2017

G. J. Chakrapani
Prof. Govind Joseph Chakrapani

Digital Fingerprint : 8d76c21ce92c68ede6266a7e46c1e775

Organizing Chairman, GATE 2017 on behalf of NCB-GATE, for MHRD

The GATE 2017 score is calculated using the formula

$$GATE\ Score = S_q + (S_t - S_q) \frac{(M - M_q)}{(\bar{M}_t - M_q)}$$

where,

M is the marks obtained by the candidate in the paper, mentioned on this score card in GATE 2017

M_q is the qualifying marks for general category candidate in the paper

\bar{M}_t is the mean of marks of top 0.1% or top 10 (whichever is larger) of the candidates who appeared in the paper (in case of multi-session papers including all sessions)

$S_q = 0$, is the score assigned to M_q

$S_t = 900$, is the score assigned to \bar{M}_t

In the GATE 2017 score formula, M_q is usually 25 marks (out of 100) or $\mu + \sigma$, whichever is greater. Here μ is the mean and σ is the standard deviation of marks of all the candidates who appeared in the paper.

Qualifying in GATE 2017 does not guarantee either an admission to a post-graduate program or a scholarship/assistantship.

Admitting institutes may conduct further tests and interviews for final selection.

Codes for XE and XL Paper Sections (compulsory section and any other two sections)

XE: Engineering Sciences

A-Engineering Mathematics (compulsory)

B-Fluid Mechanics

C-Material Science

D-Solid Mechanics

E-Thermodynamics

F-Polymer Science and Engineering

G-Food Technology

H-Atmospheric and Oceanic Sciences

XL: Life Sciences

P-Chemistry (compulsory)

Q-Biochemistry

R-Botany

S-Microbiology

T-Zoology

U-Food Technology

13121A0622
(ECE-A)



GATE 2017 Scorecard

Graduate Aptitude Test in Engineering

Name

BHOOMA MOHANKRISHNA

Registration Number

EC17S47018124

Examination Paper

Electronics and Communication Engineering (EC)



B. Mohankrishna

(Candidate's Signature)

Candidate Details

Performance

GATE 2017 GATE 2017 GATE 2017 GATE 2017 GATE 2017 GATE 2017 GATE 2017 GATE 2017 GATE 2017 GATE 2017 GATE 2017 GATE 2017 GATE 2017 GATE 2017
 GATE 2017 GATE 2017 GATE 2017 GATE 2017 GATE 2017 GATE 2017 GATE 2017 GATE 2017 GATE 2017 GATE 2017 GATE 2017 GATE 2017 GATE 2017 GATE 2017
Mark out of 100 30.56 **Valid from** March 26, 2017 **to** March 26, 2020
 GATE 2017 GATE 2017 GATE 2017 GATE 2017 GATE 2017 GATE 2017 GATE 2017 GATE 2017 GATE 2017 GATE 2017 GATE 2017 GATE 2017 GATE 2017 GATE 2017
Qualifying Marks 25.0 22.5 16.6 **All India Rank in this paper** 10053
 GATE 2017 GATE 2017 GATE 2017 GATE 2017 GATE 2017 GATE 2017 GATE 2017 GATE 2017 GATE 2017 GATE 2017 GATE 2017 GATE 2017 GATE 2017 GATE 2017
 GATE 2017 GATE 2017 GATE 2017 GATE 2017 GATE 2017 GATE 2017 GATE 2017 GATE 2017 GATE 2017 GATE 2017 GATE 2017 GATE 2017 GATE 2017 GATE 2017
 GATE 2017 GATE 2017 GATE 2017 GATE 2017 GATE 2017 GATE 2017 GATE 2017 GATE 2017 GATE 2017 GATE 2017 GATE 2017 GATE 2017 GATE 2017 GATE 2017
GATE Score 419 **Total Number of Candidates** 141665
 GATE 2017 GATE 2017 GATE 2017 GATE 2017 GATE 2017 GATE 2017 GATE 2017 GATE 2017 GATE 2017 GATE 2017 GATE 2017 GATE 2017 GATE 2017 GATE 2017
 GATE 2017 GATE 2017 GATE 2017 GATE 2017 GATE 2017 GATE 2017 GATE 2017 GATE 2017 GATE 2017 GATE 2017 GATE 2017 GATE 2017 GATE 2017 GATE 2017

*Normalized marks for multisession papers
 ** A candidate is considered qualified if the marks secured are greater than or equal to the qualifying marks mentioned for the category for which valid category certificate, if applicable is produced along with this scorecard.

March 26, 2017
 Prof. Govind Joseph Chakrapani

Digital Fingerprint : be08796c677b9786e5f7cbb4bdf9e62f
 Organizing Chairman, GATE 2017 on behalf of NCB-GATE, for MHRD

The GATE 2017 score is calculated using the formula

$$GATE\ Score = S_q + (S_t - S_q) \frac{(M - M_q)}{(\bar{M}_t - M_q)}$$

where,
 M is the marks obtained by the candidate in the paper, mentioned on this score card in GATE 2017
 M_q is the qualifying marks for general category candidate in the paper
 M̄_t is the mean of marks of top 0.1% or top 10 (whichever is larger) of the candidates who appeared in the paper (in case of multi-session papers including all sessions)
 S_q = 350, is the score assigned to M_q
 S_t = 900, is the score assigned to M̄_t


In the GATE 2017 score formula, M_q is usually 25 marks (out of 100) or μ + σ, whichever is greater. Here μ is the mean and σ is the standard deviation of marks of all the candidates who appeared in the paper.
 Qualifying in GATE 2017 does not guarantee either an admission to a post-graduate program or a scholarship/assistantship. Admitting institutes may conduct further tests and interviews for final selection.

Codes for XE and XL Paper Sections (compulsory section and any other two sections)

- | | |
|--|--------------------------|
| XE: Engineering Sciences | XL: Life Sciences |
| A-Engineering Mathematics (compulsory) | P-Chemistry (compulsory) |
| B-Fluid Mechanics | Q-Biochemistry |
| C-Material Science | R-Botany |
| D-Solid Mechanics | S-Microbiology |
| E-Thermodynamics | T-Zoology |
| F-Polymer Science and Engineering | U-Food Technology |
| G-Food Technology | |
| H-Atmospheric and Oceanic Sciences | |


Graduate Aptitude Test in Engineering (GATE) 2017 was organised by Indian Institute of Technology Roorkee on behalf of the National Coordination Board (NCB) for the Department of Higher Education, Ministry of Human Resource Development (MHRD), Government of India.

13121A0467 (ECE-A)



GATE 2017 Scorecard

Graduate Aptitude Test in Engineering



Name: K MUNEENDRA BABU

Registration Number: EC17S37019087

Examination Paper: Electronics and Communication Engineering (EC)

K. Muneendra Babu

(Candidate's Signature)

Mark out of 100* 32.74 Valid from March 26, 2017 to March 26, 2020

Qualifying Marks** 25.0 22.5 16.6 All India Rank in this paper 8422

GATE Score 446 Total Number of Candidates 141665

*Normalized marks for multisession papers

** A candidate is considered qualified if the marks secured are greater than or equal to the qualifying marks mentioned for the category for which valid category certificate, if applicable is produced along with this scorecard.

Digital Fingerprint : 6fca3b8368151a42a5609b5f49d70b71

March 26, 2017

Prof. Govind Joseph Chakrapani

Organizing Chairman, GATE 2017 on behalf of NCB-GATE, for MHRD

The GATE 2017 score is calculated using the formula

$$GATE\ Score = S_q + (S_t - S_q) \frac{(M - M_q)}{(\bar{M}_t - M_q)}$$

where,

M is the marks obtained by the candidate in the paper, mentioned on this score card in GATE 2017

M_q is the qualifying marks for general category candidate in the paper

\bar{M}_t is the mean of marks of top 0.1% or top 10 (whichever is larger) of the candidates who appeared in the paper (in case of multisession papers including all sessions)

$S_q = 350$, is the score assigned to M_q




$S_t = 900$, is the score assigned to \bar{M}_t

In the GATE 2017 score formula, M_q is usually 25 marks (out of 100) or $\mu + \sigma$, whichever is greater. Here μ is the mean and σ is the standard deviation of marks of all the candidates who appeared in the paper.

Qualifying in GATE 2017 does not guarantee either an admission to a post-graduate program or a scholarship/assistantship. Admitting institutes may conduct further tests and interviews for final selection.

Codes for XE and XL Paper Sections (compulsory section and any other two sections)

- | | |
|--|--------------------------|
| XE: Engineering Sciences | XL: Life Sciences |
| A-Engineering Mathematics (compulsory) | P-Chemistry (compulsory) |
| B-Fluid Mechanics | Q-Biochemistry |
| C-Material Science | R-Botany |
| D-Solid Mechanics | S-Microbiology |
| E-Thermodynamics | T-Zoology |
| F-Polymer Science and Engineering | U-Food Technology |
| G-Food Technology | |
| H-Atmospheric and Oceanic Sciences | |

Candidate Details	
	GATE 2017 Scorecard Graduate Aptitude Test in Engineering
Name	CHEVULA MAHESWARI
Registration Number	EC17S47016188
Examination Paper	Electronics and Communication Engineering (EC)
	
	 (Candidate's Signature)
Mark out of 100: 20.14 Valid from March 26, 2017 to March 26, 2020 Qualifying Marks: 25.0 22.5 16.6 All India Rank in this paper: 24195 GATE Score: 289 General OBC (NCL) SC/ST/PwD Total Number of Candidates: 141665	
<p>*Normalized marks for multisession papers</p> <p>** A candidate is considered qualified if the marks secured are greater than or equal to the qualifying marks mentioned for the category for which valid category certificate, if applicable is produced along with this scorecard.</p>	
Digital Fingerprint : da16f5ffe35cdf6d8e62b7391ad01dac	<p>March 26, 2017</p> <p>Organizing Chairman, GATE 2017 on behalf of NCB-GATE, for MHRD</p>

The GATE 2017 score is calculated using the formula

$$\text{GATE Score} = S_q + (S_t - S_q) \frac{(M - M_q)}{(\bar{M}_t - M_q)}$$

where,

M is the marks obtained by the candidate in the paper, mentioned on this score card in GATE 2017

M_q is the qualifying marks for general category candidate in the paper

\bar{M}_t is the mean of marks of top 0.1% or top 10 (whichever is larger) of the candidates who appeared in the paper (in case of multi-session papers including all sessions)

$S_q = 350$, is the score assigned to M_q

$S_t = 900$, is the score assigned to \bar{M}_t

In the GATE 2017 score formula, M_q is usually 25 marks (out of 100) or $\mu + \sigma$, whichever is greater. Here μ is the mean and σ is the standard deviation of marks of all the candidates who appeared in the paper.

Qualifying in GATE 2017 does not guarantee either an admission to a post-graduate program or a scholarship/assistantship. Admitting institutes may conduct further tests and interviews for final selection.

Codes for XE and XL Paper Sections (compulsory section and any other two sections)

XE: Engineering Sciences	XL: Life Sciences
A-Engineering Mathematics (compulsory)	P-Chemistry (compulsory)
B-Fluid Mechanics	Q-Biochemistry
C-Material Science	R-Botany
D-Solid Mechanics	S-Microbiology
E-Thermodynamics	T-Zoology
F-Polymer Science and Engineering	U-Food Technology
G-Food Technology	
H-Atmospheric and Oceanic Sciences	

Graduate Aptitude Test in Engineering (GATE) 2017 was organised by Indian Institute of Technology Roorkee on behalf of the National Coordination Board (NCB) for the Department of Higher Education, Ministry of Human Resource Development (MHRD), Government of India.



GATE 2017 Scorecard

Graduate Aptitude Test in Engineering



Name

MEENIGA VARUN

Registration Number

EC17S37016031

Examination Paper

Electronics and Communication Engineering (EC)

M. Varun

(Candidate's Signature)

Mark out of 100: **38.52** Valid from **March 26, 2017** to **March 26, 2020**

Qualifying Marks: **25.0** **22.5** **16.6** All India Rank in this paper: **4994**

GATE Score: **518** Total Number of Candidates: **141665**

General, OBC (NCL), SC/ST/PwD

*Normalized marks for multisession papers

** A candidate is considered qualified if the marks secured are greater than or equal to the qualifying marks mentioned for the category for which valid category certificate, if applicable is produced along with this scorecard.

March 26, 2017

G. J. Chakrapani
Prof. Govind Joseph Chakrapani

Digital Fingerprint : 6b5cae4602e294f9423141af41d9228e

Organizing Chairman, GATE 2017 on behalf of NCB-GATE, for MHRD

The GATE 2017 score is calculated using the formula

$$GATE\ Score = S_q + (S_t - S_q) \frac{(M - M_q)}{(\bar{M}_t - M_q)}$$

where,

M is the marks obtained by the candidate in the paper, mentioned on this score card in GATE 2017

M_q is the qualifying marks for general category candidate in the paper

\bar{M}_t is the mean of marks of top 0.1% or top 10 (whichever is larger) of the candidates who appeared in the paper (in case of multi-session papers including all sessions)

$S_q = 350$, is the score assigned to M_q

$S_t = 900$, is the score assigned to \bar{M}_t

In the GATE 2017 score formula, M_q is usually 25 marks (out of 100) or $\mu + \sigma$, whichever is greater. Here μ is the mean and σ is the standard deviation of marks of all the candidates who appeared in the paper.

Qualifying in GATE 2017 does not guarantee either an admission to a post-graduate program or a scholarship/assistantship.

Admitting institutes may conduct further tests and interviews for final selection.

Codes for XE and XL Paper Sections (compulsory section and any other two sections)

XE: Engineering Sciences

A-Engineering Mathematics (compulsory)

B-Fluid Mechanics

C-Material Science

D-Solid Mechanics

E-Thermodynamics

F-Polymer Science and Engineering

G-Food Technology

H-Atmospheric and Oceanic Sciences

XL: Life Sciences

P-Chemistry (compulsory)

Q-Biochemistry

R-Botany


S-Microbiology

T-Zoology

U-Food Technology

Graduate Aptitude Test in Engineering (GATE) 2017 was organised by Indian Institute of Technology Roorkee on behalf of the National Coordination Board (NCB) for the Department of Higher Education, Ministry of Human Resource Development (MHRD), Government of India.

13121A04B7



GATE 2017 Scorecard

Graduate Aptitude Test in Engineering



Name
NUTHALAPATI HARIKA

Registration Number
EC17S47018072

Examination Paper
Electronics and Communication Engineering (EC)

N. Harika
 (Candidate's Signature)

Candidate Details

Performance

Mark out of 100*	25.15	Valid from March 26, 2017 to March 26, 2020
Qualifying Marks**	25.0 (General) 22.5 (OBC/INCL) 16.6 (SC/ST/PwD)	All India Rank in this paper 15726
GATE Score	352	Total Number of Candidates 141665

* A candidate is considered qualified if the marks scored are greater than or equal to the qualifying marks mentioned for the category for which exam category certificate is produced along with this scorecard.

Digital Fingerprint: b51088ed45d1a768843592e1261158

March 26, 2017
 Prof. Govind Joseph Chakrapani
 Organizing Chairman, GATE 2017 on behalf of NCB-GATE, for MHRD

The GATE 2017 score is calculated using the formula

$$GATE\ Score = S_q + (S_t - S_q) \frac{(M - M_q)}{(\bar{M}_t - M_q)}$$

where,
 M is the marks obtained by the candidate in the paper, mentioned on this score card in GATE 2017
 M_q is the qualifying marks for general category candidate in the paper
 M̄_t is the mean of marks of top 0.1% or top 10 (whichever is larger) of the candidates who appeared in the paper (in case of multi-session papers including all sessions)
 S_q = 350, is the score assigned to M_q
 S_t = 900, is the score assigned to M̄_t

In the GATE 2017 score formula, M_q is usually 25 marks (out of 100) or μ + σ, whichever is greater. Here μ is the mean and σ is the standard deviation of marks of all the candidates who appeared in the paper.
 Qualifying in GATE 2017 does not guarantee either an admission to a post-graduate program or a scholarship/assistantship. Admitting institutes may conduct further tests and interviews for final selection.

- Codes for XE and XL Paper Sections (compulsory section and any other two sections)**
- | | |
|--|--------------------------|
| XE: Engineering Sciences | XL: Life Sciences |
| A-Engineering Mathematics (compulsory) | P-Chemistry (compulsory) |
| B-Fluid Mechanics | Q-Biochemistry |
| C-Material Science | R-Botany |
| D-Solid Mechanics | S-Microbiology |
| E-Thermodynamics | T-Zoology |
| F-Polymer Science and Engineering | U-Food Technology |
| G-Food Technology | |
| H-Atmospheric and Oceanic Sciences | |

Graduate Aptitude Test in Engineering (GATE) 2017 was organised by Indian Institute of Technology Roorkee on behalf of the National Coordination Board (NCB) for the Department of Higher Education, Ministry of Human Resource Development (MHRD), Government of India.



GATE 2017 Scorecard

Graduate Aptitude Test in Engineering



Name

YELLAKARA PURNANANDA HARI

Registration Number

EC17S37016056

Examination Paper

Electronics and Communication Engineering (EC)

(Candidate's Signature)

Mark out of 100*	45.22	Valid from March 26, 2017 to March 26, 2020
Qualifying Marks**	25.0 22.5 16.6	All India Rank in this paper
	General OBC (NCL) SC/ST/PwD	2580
GATE Score	602	Total Number of Candidates
		141665

*Normalized marks for multisession papers

** A candidate is considered qualified if the marks secured are greater than or equal to the qualifying marks mentioned for the category for which valid category certificate, if applicable is produced along with this scorecard.

March 26, 2017

G. J. Chakrapani
Prof. Govind Joseph Chakrapani

Digital Fingerprint : 8c2d8db95e0f4d780217a4cbf689d6fc

Organizing Chairman, GATE 2017 on behalf of NCB-GATE, for MHRD

The GATE 2017 score is calculated using the formula

$$GATE\ Score = S_q + (S_t - S_q) \frac{(M - M_q)}{(\bar{M}_t - M_q)}$$

where,

M is the marks obtained by the candidate in the paper, mentioned on this score card in GATE 2017

M_q is the qualifying marks for general category candidate in the paper

\bar{M}_t is the mean of marks of top 0.1% or top 10 (whichever is larger) of the candidates who appeared in the paper (in case of multi-session papers including all sessions)

S_q = 350, is the score assigned to M_q

S_t = 900, is the score assigned to \bar{M}_t

In the GATE 2017 score formula, M_q is usually 25 marks (out of 100) or $\mu + \sigma$, whichever is greater. Here μ is the mean and σ is the standard deviation of marks of all the candidates who appeared in the paper.

Qualifying in GATE 2017 does not guarantee either an admission to a post-graduate program or a scholarship/assistantship.

Admitting institutes may conduct further tests and interviews for final selection.

Codes for XE and XL Paper Sections (compulsory section and any other two sections)

XE: Engineering Sciences

A-Engineering Mathematics (compulsory)

B-Fluid Mechanics

C-Material Science

D-Solid Mechanics

E-Thermodynamics

F-Polymer Science and Engineering

G-Food Technology

H-Atmospheric and Oceanic Sciences

XL: Life Sciences

P-Chemistry (compulsory)

Q-Biochemistry

R-Botany


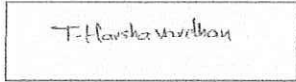
S-Microbiology

T-Zoology

U-Food Technology

Graduate Aptitude Test in Engineering (GATE) 2017 was organised by Indian Institute of Technology Roorkee on behalf of the National Coordination Board (NCB) for the Department of Higher Education, Ministry of Human Resource Development (MHRD), Government of India.

13121A04F4

Candidate Details	
Name	THYUUR HARSHA VARDHAN
Registration Number	EC17S47018051
Examination Paper	Electronics and Communication Engineering (EC)
	
	
	(Candidate's Signature)
Performance	
Mark out of 100*	22.29
Valid from	March 26, 2017 to March 26, 2020
Qualifying Marks**	25.0 22.5 16.6
All India Rank in this paper	19969
GATE Score	316
Total Number of Candidates	141665

*Normalized marks for multisection papers

** A candidate is considered qualified if the marks secured are greater than or equal to the qualifying marks mentioned for the category for which valid category certificate, if applicable is produced along with this scorecard.

Digital Fingerprint : bc105a49513d137862087c955b0fab70

March 26, 2017

Prof. Govind Joseph Chakrapani

Organizing Chairman, GATE 2017 on behalf of NCB-GATE, for MHRD

The GATE 2017 score is calculated using the formula

$$GATE\ Score = S_q + (S_t - S_q) \frac{(M - M_q)}{(\bar{M}_t - M_q)}$$

where,

M is the marks obtained by the candidate in the paper, mentioned on this score card in GATE 2017

M_q is the qualifying marks for general category candidate in the paper

\bar{M}_t is the mean of marks of top 0.1% or top 10 (whichever is larger) of the candidates who appeared in the paper (in case of multi-session papers including all sessions)

$S_q = 350$, is the score assigned to M_q

$S_t = 900$, is the score assigned to \bar{M}_t

In the GATE 2017 score formula, M_q is usually 25 marks (out of 100) or $\mu + \sigma$, whichever is greater. Here μ is the mean and σ is the standard deviation of marks of all the candidates who appeared in the paper.

Qualifying in GATE 2017 does not guarantee either an admission to a post-graduate program or a scholarship/assistantship.

Admitting institutes may conduct further tests and interviews for final selection.

Codes for XE and XL Paper Sections (compulsory section and any other two sections)

XE: Engineering Sciences

A-Engineering Mathematics (compulsory)

B-Fluid Mechanics

C-Material Science

D-Solid Mechanics

E-Thermodynamics

F-Polymer Science and Engineering

G-Food Technology

H-Atmospheric and Oceanic Sciences

XL: Life Sciences

P-Chemistry (compulsory)

Q-Biochemistry

R-Botany


S-Microbiology

T-Zoology

U-Food Technology

Graduate Aptitude Test in Engineering (GATE) 2017 was organised by Indian Institute of Technology Roorkee on behalf of the National Coordination Board (NCB) for the Department of Higher Education, Ministry of Human Resource Development (MHRD), Government of India.

13121A04F2



GATE 2017 Scorecard

Graduate Aptitude Test in Engineering

Name

THEERTHALA VENKATA SAI RAGHURAM

Registration Number

EC17S37019098

Examination Paper

Electronics and Communication Engineering (EC)



[Candidate's Signature]

Mark out of 100* **40.41** **Valid from March 26, 2017 to March 26, 2020**
Qualifying Marks** **25.0** **22.5** **16.6** **All India Rank in this paper** **4245**
GATE Score **542** **Total Number of Candidates** **141665**

*Normalized marks for each session paper

** A candidate is considered qualified if the marks scored are greater than or equal to the qualifying marks prescribed for the category for which valid category certificate, if applicable is produced along with this scorecard.

Digital Fingerprint: e545025fe80428e5020095c37d5138f5

March 26, 2017

Prof. Govind Joseph Chokkappan

Organizing Chairman, GATE 2017 on behalf of NCB-GATE, for MHRD

The GATE 2017 score is calculated using the formula

$$GATE\ Score = S_q + (S_t - S_q) \frac{(M - M_q)}{(M_t - M_q)}$$

where,

 M is the marks obtained by the candidate in the paper, mentioned on this score card in GATE 2017 M_q is the qualifying marks for general category candidate in the paper M_t is the mean of marks of top 0.1% or top 10 (whichever is larger) of the candidates who appeared in the paper (in case of multi-session papers including all sessions) $S_q = 350$, is the score assigned to M_q , $S_t = 900$, is the score assigned to M_t ,In the GATE 2017 score formula, M_q is usually 25 marks (out of 100) or $\mu + \sigma$, whichever is greater. Here μ is the mean and σ is the standard deviation of marks of all the candidates who appeared in the paper.

Qualifying in GATE 2017 does not guarantee either an admission to a post-graduate program or a scholarship/assistantship. Admitting institutes may conduct further tests and interviews for final selection.

Codes for XE and XL Paper Sections (compulsory section and any other two sections)

XE: Engineering Sciences

XL: Life Sciences

A-Engineering Mathematics (compulsory)

P-Chemistry (compulsory)

B-Fluid Mechanics

Q-Biochemistry

C-Material Science

R-Botany

D-Solid Mechanics

S-Microbiology

E-Thermodynamics

T-Zoology

F-Polymer Science and Engineering

U-Food Technology

G-Food Technology


H-Atmospheric and Oceanic Sciences

14125A0431



GATE 2017 Scorecard

Graduate Aptitude Test in Engineering



Name

S PRASADA REDDY

Registration Number

EC17S37016028

Examination Paper

Electronics and Communication Engineering (EC)

S. Prasad Reddy

(Candidate's Signature)

Candidate Details

Performance

Mark out of 100: **26.05** Valid from **March 26, 2017 to March 26, 2020**

Qualifying Marks: **25.0** **22.5** **16.6** All India Rank in this paper: **14557**

GATE Score: **363** Total Number of Candidates: **141665**

General OBC (NCL) SC/ST/PwD

*Normalized marks for multisession papers

** A candidate is considered qualified if the marks secured are greater than or equal to the qualifying marks mentioned for the category for which valid category certificate, if applicable is produced along with this scorecard.

March 26, 2017

G. J. Chakrapani
Prof. Govind Joseph Chakrapani

Digital Fingerprint : 7282e52092de154eb4ccab3f066c736a

Organizing Chairman, GATE 2017 on behalf of NCB-GATE, for MHRD

The GATE 2017 score is calculated using the formula

$$GATE\ Score = S_q + (S_t - S_q) \frac{(M - M_q)}{(\bar{M}_t - M_q)}$$

where,

M is the marks obtained by the candidate in the paper, mentioned on this score card in GATE 2017

M_q is the qualifying marks for general category candidate in the paper

\bar{M}_t is the mean of marks of top 0.1% or top 10 (whichever is larger) of the candidates who appeared in the paper (in case of multi-session papers including all sessions)

$S_q = 350$, is the score assigned to M_q

$S_t = 900$, is the score assigned to \bar{M}_t

In the GATE 2017 score formula, M_q is usually 25 marks (out of 100) or $\mu + \sigma$, whichever is greater. Here μ is the mean and σ is the standard deviation of marks of all the candidates who appeared in the paper.

Qualifying in GATE 2017 does not guarantee either an admission to a post-graduate program or a scholarship/assistantship.

Admitting institutes may conduct further tests and interviews for final selection.

Codes for XE and XL Paper Sections (compulsory section and any other two sections)

XE: Engineering Sciences

A-Engineering Mathematics (compulsory)

B-Fluid Mechanics

C-Material Science

D-Solid Mechanics

E-Thermodynamics

F-Polymer Science and Engineering

G-Food Technology

H-Atmospheric and Oceanic Sciences

XL: Life Sciences

P-Chemistry (compulsory)

Q-Biochemistry


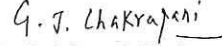
R-Botany

S-Microbiology

T-Zoology

U-Food Technology

Graduate Aptitude Test in Engineering (GATE) 2017 was organised by Indian Institute of Technology Roorkee on behalf of the National Coordination Board (NCB) for the Department of Higher Education, Ministry of Human Resource Development (MHRD), Government of India.

Candidate Details	
	<h1>GATE 2017 Scorecard</h1> <h2>Graduate Aptitude Test in Engineering</h2>
	Name
	Registration Number
	Examination Paper
	<p>T.S Reddy Leela Sai</p> <p>(Candidate's Signature)</p>
	<p>Mark out of 100: 19.07</p> <p>Valid from March 26, 2017 to March 26, 2020</p>
	<p>Qualifying Marks**</p> <p>General: 25.0 OBC (NCL): 22.5 SC/ST/PwD: 16.6</p> <p>All India Rank in this paper: 26484</p>
	<p>GATE Score: 276</p> <p>Total Number of Candidates: 141665</p>
<p>*Normalized marks for multisession papers</p> <p>** A candidate is considered qualified if the marks secured are greater than or equal to the qualifying marks mentioned for the category for which valid category certificate, if applicable is produced along with this scorecard.</p>	
<p>Digital Fingerprint : 64893fb83920a5e3687fe7365a25dcd1</p> <p>March 26, 2017</p> <p>Organizing Chairman, GATE 2017 on behalf of NCB-GATE, for MHRD</p> <p style="text-align: right;">  Prof. Govind Joseph Chakrapani </p>	

The GATE 2017 score is calculated using the formula

$$GATE\ Score = S_q + (S_t - S_q) \frac{(M - M_q)}{(\bar{M}_t - M_q)}$$

where,

M is the marks obtained by the candidate in the paper, mentioned on this score card in GATE 2017

M_q is the qualifying marks for general category candidate in the paper

\bar{M}_t is the mean of marks of top 0.1% or top 10 (whichever is larger) of the candidates who appeared in the paper (in case of multi-session papers including all sessions)

$S_q = 350$, is the score assigned to M_q

$S_t = 900$, is the score assigned to \bar{M}_t

In the GATE 2017 score formula, M_q is usually 25 marks (out of 100) or $\mu + \sigma$, whichever is greater. Here μ is the mean and σ is the standard deviation of marks of all the candidates who appeared in the paper.

Qualifying in GATE 2017 does not guarantee either an admission to a post-graduate program or a scholarship/assistantship.

Admitting institutes may conduct further tests and interviews for final selection.

Codes for XE and XL Paper Sections (compulsory section and any other two sections)

XE: Engineering Sciences

A-Engineering Mathematics (compulsory)

B-Fluid Mechanics

C-Material Science

D-Solid Mechanics

E-Thermodynamics

F-Polymer Science and Engineering

G-Food Technology

H-Atmospheric and Oceanic Sciences

XL: Life Sciences

P-Chemistry (compulsory)

Q-Biochemistry

R-Botany

S-Microbiology

T-Zoology

U-Food Technology

Graduate Aptitude Test in Engineering (GATE) 2017 was organised by Indian Institute of Technology Roorkee on behalf of the National Coordination Board (NCB) for the Department of Higher Education, Ministry of Human Resource Development (MHRD), Government of India.

13121A04G0



GATE 2017 Scorecard

Graduate Aptitude Test in Engineering

Name

VEMANI PAVANKUMAR

Registration Number

EC17S47017041

Examination Paper

Electronics and Communication Engineering (EC)



Pavankumar

(Candidate's Signature)

Candidate Details

Performance

Mark out of 100*	35.52	Valid from	March 26, 2017 to	March 26, 2020
Qualifying Marks**	25.0	22.5	16.6	All India Rank in this paper
	General	OBC (NCL)	SC/ST/PWD	6667
GATE Score	481	Total Number of Candidates		141665

*Normalized marks for multisession papers

** A candidate is considered qualified if the marks secured are greater than or equal to the qualifying marks mentioned for the category for which valid category certificate, if applicable is produced along with this scorecard.

Digital Fingerprint : c44a5587d86699e3cae0ec1a66b88aa1

March 26, 2017

G. J. Chakrapani
Prof. Govind Joseph Chakrapani

Organizing Chairman, GATE 2017 on behalf of NCB-GATE, for MHRD

The GATE 2017 score is calculated using the formula

$$GATE\ Score = S_q + (S_t - S_q) \frac{(M - M_q)}{(\bar{M}_t - M_q)}$$

where,
 M is the marks obtained by the candidate in the paper, mentioned on this score card in GATE 2017
 M_q is the qualifying marks for general category candidate in the paper
 M̄_t is the mean of marks of top 0.1% or top 10 (whichever is larger) of the candidates who appeared in the paper (in case of multi-session papers including all sessions)
 S_q = 0, is the score assigned to M_q
 S_t = 900, is the score assigned to M̄_t

In the GATE 2017 score formula, M_q is usually 25 marks (out of 100) or μ + σ, whichever is greater. Here μ is the mean and σ is the standard deviation of marks of all the candidates who appeared in the paper.



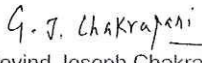
Qualifying in GATE 2017 does not guarantee either an admission to a post-graduate program or a scholarship/assistantship. Admitting institutes may conduct further tests and interviews for final selection.

Codes for XE and XL Paper Sections (compulsory section and any other two sections)

- | | |
|--|--------------------------|
| XE: Engineering Sciences | XL: Life Sciences |
| A-Engineering Mathematics (compulsory) | P-Chemistry (compulsory) |
| B-Fluid Mechanics | Q-Biochemistry |
| C-Material Science | R-Botany |
| D-Solid Mechanics | S-Microbiology |
| E-Thermodynamics | T-Zoology |
| F-Polymer Science and Engineering | U-Food Technology |
| G-Food Technology | |
| H-Atmospheric and Oceanic Sciences | |

Graduate Aptitude Test in Engineering (GATE) 2017 was organised by Indian Institute of Technology Roorkee on behalf of the National Coordination Board (NCB) for the Department of Higher Education, Ministry of Human Resource Development (MHRD), Government of India.

13121A04F1

Candidate Details																
	<h1 style="text-align: center;">GATE 2017 Scorecard</h1> <h2 style="text-align: center;">Graduate Aptitude Test in Engineering</h2>															
	Name <div style="border: 1px solid black; padding: 2px;">THANJAVUR SWETHA</div>															
	Registration Number <div style="border: 1px solid black; padding: 2px;">EC17S37014065</div>															
	Examination Paper <div style="border: 1px solid black; padding: 2px;">Electronics and Communication Engineering (EC)</div>															
 <div style="border: 1px solid black; padding: 2px; width: 150px; margin-left: auto;">T. Swetha</div> (Candidate's Signature)																
<table border="1" style="width: 100%; border-collapse: collapse;"> <tr> <td style="width: 33%;">Mark out of 100*</td> <td style="width: 33%;">24.42</td> <td style="width: 33%;">Valid from March-26, 2017 to March-26, 2020</td> </tr> <tr> <td>Qualifying Marks**</td> <td>25.0 22.5 16.6</td> <td>All India Rank in this paper</td> </tr> <tr> <td>GATE Score</td> <td>343</td> <td>Total Number of Candidates</td> </tr> <tr> <td></td> <td></td> <td>16846</td> </tr> <tr> <td></td> <td></td> <td>141665</td> </tr> </table>		Mark out of 100*	24.42	Valid from March-26, 2017 to March-26, 2020	Qualifying Marks**	25.0 22.5 16.6	All India Rank in this paper	GATE Score	343	Total Number of Candidates			16846			141665
Mark out of 100*	24.42	Valid from March-26, 2017 to March-26, 2020														
Qualifying Marks**	25.0 22.5 16.6	All India Rank in this paper														
GATE Score	343	Total Number of Candidates														
		16846														
		141665														
<p>*Normalized marks for multisession papers</p> <p>** A candidate is considered qualified if the marks secured are greater than or equal to the qualifying marks mentioned for the category for which valid category certificate, if applicable is produced along with this scorecard.</p>																
 Prof. Govind Joseph Chakrapani																
March 26, 2017 Organizing Chairman, GATE 2017 on behalf of NCB-GATE, for MHRD																
Digital Fingerprint : 0c63784a359510ac5abbb103fab2d923																

The GATE 2017 score is calculated using the formula

$$GATE\ Score = S_q + (S_t - S_q) \frac{(M - M_q)}{(\bar{M}_t - M_q)}$$

where,

M is the marks obtained by the candidate in the paper, mentioned on this score card in GATE 2017

M_q is the qualifying marks for general category candidate in the paper

\bar{M}_t is the mean of marks of top 0.1% or top 10 (whichever is larger) of the candidates who appeared in the paper (in case of multi-session papers including all sessions)

$S_q = 350$, is the score assigned to M_q

$S_t = 900$, is the score assigned to \bar{M}_t

In the GATE 2017 score formula, M_q is usually 25 marks (out of 100) or $\mu + \sigma$, whichever is greater. Here μ is the mean and σ is the standard deviation of marks of all the candidates who appeared in the paper.

Qualifying in GATE 2017 does not guarantee either an admission to a post-graduate program or a scholarship/assistantship.

Admitting institutes may conduct further tests and interviews for final selection.

Codes for XE and XL Paper Sections (compulsory section and any other two sections)

XE: Engineering Sciences

- A-Engineering Mathematics (compulsory)
- B-Fluid Mechanics
- C-Material Science
- D-Solid Mechanics
- E-Thermodynamics
- F-Polymer Science and Engineering
- G-Food Technology
- H-Atmospheric and Oceanic Sciences

XL: Life Sciences

- P-Chemistry (compulsory)
- Q-Biochemistry
- R-Botany
- S-Microbiology
- T-Zoology
- U-Food Technology

Graduate Aptitude Test in Engineering (GATE) 2017 was organised by Indian Institute of Technology Roorkee on behalf of the National Coordination Board (NCB) for the Department of Higher Education, Ministry of Human Resource Development (MHRD), Government of India.

Note: This report is not valid for transmission of scores to an institution.

Srikanth Ammineni

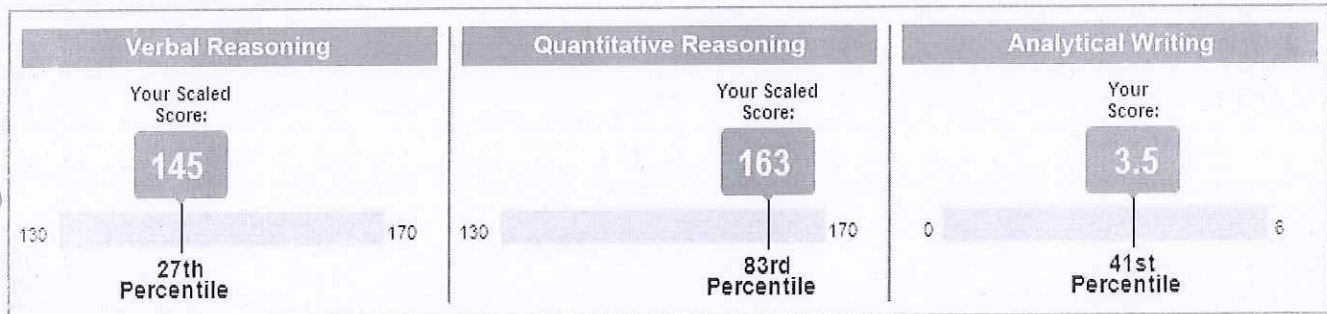
Most Recent Test Date: October 18, 2016

Address: 11-71, S. V Nagar, M. R Palli, Tirupati, Andhra Pradesh, 517502 India

Registration Number: 0302215
Print Date: July 22, 2018

Email: srikanth.12a@gmail.com
Phone: 91-8374021940
Date of Birth: February 15, 1995
Social Security Number (Last Four Digits):
Gender: Male
Intended Graduate Major: Computer Science (0402)

Your Scores for the General Test Taken on October 18, 2016



Your Test Score History

General Test Scores

Test Date	Verbal Reasoning		Quantitative Reasoning		Analytical Writing	
	Scaled Score	Percentile	Scaled Score	Percentile	Score	Percentile
October 18, 2016	145	27	163	83	3.5	41

Subject Test Scores

You do not have reportable test scores at this time.

Your Score Recipient(s)

Undergraduate Institution

Report Date	Institution (Code)	Department (Code)	Test Title	Test Date
-------------	--------------------	-------------------	------------	-----------

Srikanth Ammineni

Most Recent Test Date: October 18, 2016

Date of Birth: February 15, 1995

Registration Number: 0302215
Print Date: July 22, 2018

Designated Score Recipient(s)

Report Date	Score Recipient (Code)	Department (Code)	Test Title	Test Date
October 28, 2016	ARIZONA STATE UNIVERSITY (4007)	COMPUTER SCIENCE (0402)	General Test	October 18, 2016
October 28, 2016	INDIANA UNIV BLOOMINGTON (1324)	COMPUTER SCIENCE (0402)	General Test	October 18, 2016
October 28, 2016	TEXAS TECH UNIVERSITY (6827)	COMPUTER SCIENCE (0402)	General Test	October 18, 2016
October 28, 2016	UNIV TEXAS ARLINGTON (6013)	COMPUTER SCIENCE (0402)	General Test	October 18, 2016

About Your GRE® Score Report

Score Reporting Policies

With the *ScoreSelect*® option, you can decide which test scores to send to the institutions you designate. There are three options to choose from:

- Most Recent option – Send your scores from your most recent test administration
- All option – Send your scores from all administrations in the last five years
- Any option – Send your scores from one OR as many test administrations in the last five years (this option is not available on test day when you select up to four FREE score reports)

Scores for a test administration must be reported in their entirety. Institutions will receive score reports that show only the scores that you selected to send to them. There will be no special indication if you have taken additional GRE tests. See the *GRE® Information Bulletin* for details. The policies and procedures explained in the Bulletin for the current testing year supersede previous policies and procedures in previous bulletins.

Scores will be sent to designated score recipients approximately 10-15 days after a computer-delivered test and 5 weeks after a paper-delivered test. If your scores are not available for any reason, you will see "Not Available" in Your Test Score History.

GRE test scores are reportable according to the following policies:

- For tests taken prior to July 1, 2016, scores are reportable for five (5) years following the testing year in which you tested (July 1 – June 30). For example, scores for a test taken on May 15, 2015, are reportable through June 30, 2020. GRE scores earned prior to August 2011 are no longer reportable.
- For tests taken on or after July 1, 2016, scores are reportable for five (5) years following your test date. For example, scores for a test taken on July 3, 2016, are reportable through July 2, 2021.

Note: Score recipients will only receive scores from test administrations that you have selected to send to them.

Percentile Rank (% Below)

A percentile rank for a test score indicates the percentage of test takers who took that test and received a lower score. Regardless of when the reported scores were earned, the percentile ranks for General Test and Subject Test scores are based on the scores of all test takers who tested within the most recent three-year period.



TEST TAKER SCORE REPORT

Note: This report is not valid for transmission of scores to an institution.

Srikanth Ammineni

Most Recent Test Date: October 18, 2016

Date of Birth: February 15, 1995

Registration Number: 0302215
Print Date: July 22, 2018

Retaking a GRE Test

You can take the GRE® General Test *once every 21 days*, up to *five times* within any continuous rolling 12-month period (365 days). This applies even if you canceled your scores on a test taken previously. You can take the paper-delivered GRE General Test and GRE® Subject Tests as often as they are offered.

Note: This policy will be enforced even if a violation is not immediately identified (e.g., inconsistent registration information) and test scores have been reported. In such cases, the invalid scores will be canceled and score recipients will be notified of the cancellation. Test fees will be forfeited.

For More Information

For information about interpreting your scores, see *Interpreting Your GRE Scores* at www.ets.org/gre/understand.

For detailed information about your performance on the Verbal Reasoning and Quantitative Reasoning sections of the computer-delivered GRE General Test, access the free GRE Diagnostic Service from your ETS account. This service includes a description of the types of questions you answered right and wrong, the difficulty level of each question, and the time spent on each question. This service is available approximately 15 days after your test administration and for six months following your test administration.

If you have any questions concerning your score report, email GRE Services at gre-info@ets.org or call 1-609-771-7670 or 1-866-473-4373 (toll free for test takers in the U.S., U.S. Territories and Canada) between 8 a.m. and 7:45 p.m. (New York Time).

V = Kiran Kumar #22
 1212510422 #30
 2015-16



vangapattu, kirankumar

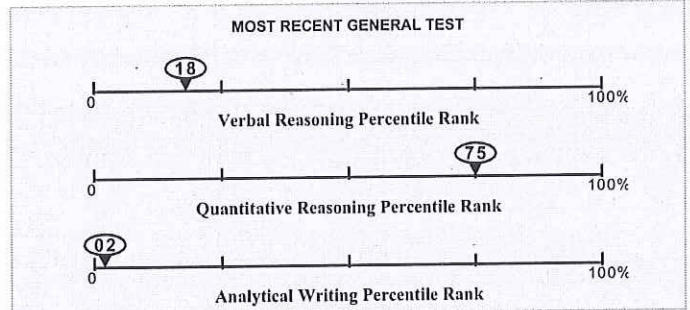
Examinee Score Report

Note: This report is not valid for transmission of scores to an institution.

Print Date: 01/29/2016

Last (Family/Surname) Name, First (Given) Name, Middle Initial

Address:	11-115, vijayashankar colony yogimallavaram, tiruchanoor road tirupathi, 517503
Email Address:	29vkirankumar@gmail.com
Phone Number:	08125348462
Date of Birth:	08/29/1994
Social Security Number (last 4 digits):	
Gender:	Male
Intended Graduate Major Code:	1203
Intended Graduate Major:	Engineering -- Electrical and Electronics - Electrical Engineering
Most Recent Test Date:	01/13/2016
Registration Number:	5068392



All dates are formatted as MM/DD/YYYY.

This score report includes all of your General Test and Subject Test scores earned from July 1, 2008 to the present. Only reported scores are available for display.

General Test Scores

Test Date MM/DD/YYYY	Verbal Reasoning*				Quantitative Reasoning*				Analytical Writing	
	Prior Format		Current Format		Prior Format		Current Format		Score	% Below
	Scaled Score	Estimated Current Score	Scaled Score	% Below	Scaled Score	Estimated Current Score	Scaled Score	% Below		
01/13/2016			143	18			159	75	2.0	02

NS - No Score. Indicates that no questions were answered.
 * The GRE Verbal Reasoning and Quantitative Reasoning score scales changed in August 2011. For tests taken August 2011 or later, scores are printed in the "Current Format" columns. For tests taken before August 2011, scores on the prior scales and the corresponding estimated scores on the current scales are printed in the "Prior Format" columns.

Subject Test Scores

Test Date	Test Name / Subscore Name	Scaled Score	% Below

Score Recipient(s)

Your score reporting history is shown below. "Pending" indicates your scores are not yet available, or your order has not yet been processed.

Undergraduate Institution				
Report Date	Institution (Code)	Department (Code)	Test Type	Test Date
01/22/2016	Aalto U (7364)	NONE ()	General Test	01/13/2016

Score Recipient(s)				
Report Date	Institution or Fellowship Sponsor (Code)	Department (Code)	Test Type	Test Date
01/22/2016	U Oklahoma Norman (6879)	NONE ()	General Test	01/13/2016
01/22/2016	Aalto U (7364)	Communications Engineering (1202)	General Test	01/13/2016
01/22/2016	U Oulu (7514)	NONE ()	General Test	01/13/2016
01/22/2016	U Helsinki (9872)	NONE ()	General Test	01/13/2016

* Undergraduate Institution does not wish to receive scores
 ** Score recipient not valid/active

QUESTIONS ABOUT THIS GRE EXAMINEE SCORE REPORT

Information to help you interpret your GRE scores is available at www.ets.org/gre/stupubs. If you have any questions concerning this GRE Report of Scores, call ETS at 1-609-771-7679 or 1-866-473-4373 (toll free for test takers in the U.S., U.S. Territories*, and Canada) between 8:00 a.m. and 7:45 p.m. EST or email gre-info@ets.org. For information about interpreting your scores, consult [Interpreting Your GRE Scores](http://www.ets.org/gre/understand), which is available at www.ets.org/gre/understand.
 *Includes American Samoa, Guam, Puerto Rico, and U.S. Virgin Islands

SCORE REPORTING

Policies pertaining to score reporting and use are periodically reviewed and revised by the GRE Board. The policies and procedures explained in the 2013-14 GRE Information and Registration Bulletin are effective only for the time period of August 1, 2013 to June 30, 2014 and supersede previous policies and procedures in previous bulletins. GRE scores are reportable for five(5) years following the testing year (July 1 to June 30) in which you tested. Currently, GRE scores earned after July 1, 2008 are available.

PERCENTILE RANK (% BELOW)

The percentile ranks in this report indicate the percentage of examinees who scored below your score. Note that these percentile ranks may be different from those that applied when the scores were originally reported to you if the scores were earned prior to July 2013. This reflects annual updating of these data to permit admissions officers to compare scores, whenever earned, with those for a recent reference group.

RETAKING A GRE TEST

You can take the GRE revised General Test once every 21 days, and up to five times within any continuous rolling 12-month period. This applies even if you canceled your scores on a test taken previously. You may take the paper-based GRE revised General Test and GRE Subject Tests as often as they are offered.
 Note: This policy will be enforced even if a violation is not immediately identified (e.g., inconsistent registration information) and test scores have been reported. In such cases, the invalid scores will be canceled and score recipients will be notified of the cancellation. Test fees will be forfeited.

SCORES NOT REPORTED

"Scores Not Reported" is listed in the Report Date column of the Score Recipients section of your score report if one of three scenarios occurs:

- You requested scores to be sent to an undergraduate institution that does not receive scores.
- The code for the graduate institution you designated to receive scores is no longer active.
- Your reportable score record does not include scores for the requested test.

13121A04A7



TEST TAKER SCORE REPORT

Note: This report is not valid for transmission of scores to an institution.

SRIVENKATAKOUSIKRAJA MUKKAVALLI

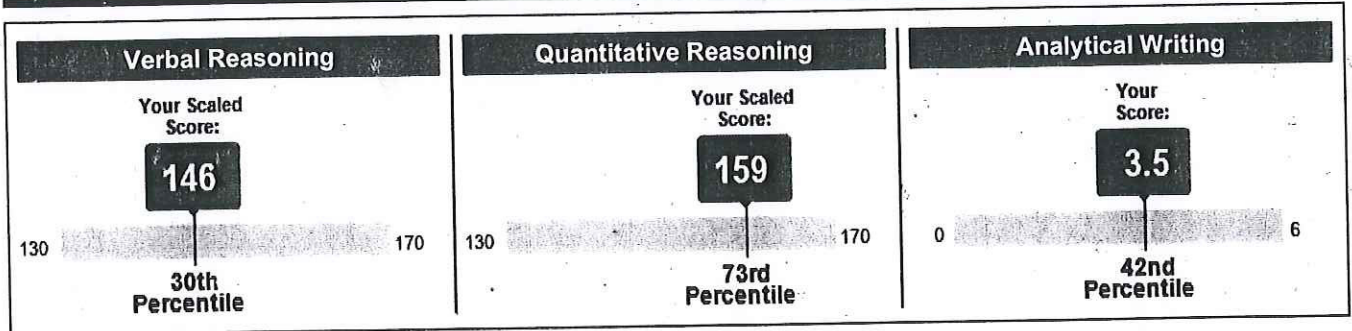
Most Recent Test Date: November 3, 2016

Address: 18-1-504/21, BHAVANI NAGAR LAYOUT, OPPOSITE INCOME TAX OFFICE, TIRUPATI, 517501 India

Registration Number: 0522538
Print Date: November 5, 2016

Email: KOUSIKRAJA22@GMAIL.COM
Phone: 91-9493813060
Date of Birth: July 22, 1996
Social Security Number (Last Four Digits):
Gender: Male
Intended Graduate Major: Electronics Engineering (1204)

Your Scores for the General Test Taken on October 2, 2016



Your Test Score History

General Test Scores

Test Date	Verbal Reasoning		Quantitative Reasoning		Analytical Writing	
	Scaled Score	Percentile	Scaled Score	Percentile	Score	Percentile
November 3, 2016	Not Available	---	Not Available	---	Not Available	---
October 2, 2016	146	30	159	73	3.5	42

• Not Available - Scores are currently not available. Please allow 10-15 days after a computer-delivered test or 5 weeks after a paper-delivered test for your scores to be reported.

Subject Test Scores

You do not have reportable test scores at this time.

Your Score Recipient(s)

Undergraduate Institution

Report Date	Institution (Code)	Department (Code)	Test Title	Test Date

P. C. Venkatesh
PRINCIPAL

SREE VIDYANIKETHAN ENGINEERING COLLEGE
Sree Sainath Nagar, A.RANGAMPET
Chittoor (Dist.) - 517 102, A.P., INDIA.

GEETHEEKASHERRONN BATHINI

Most Recent Test Date: September 29, 2016

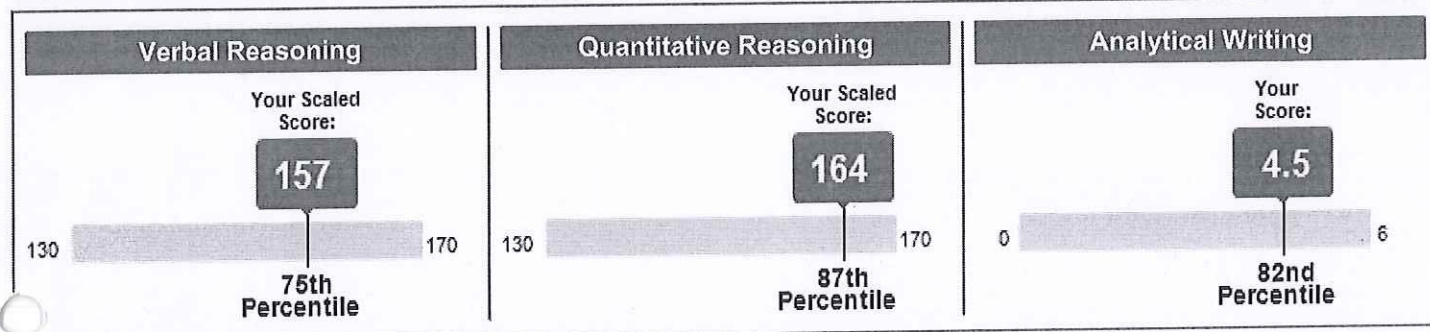
Address: 19-9-25, KENNEDY NAGAR, NERA MRF, TIRUCHANUR ROAD, TIRUPATI, 517501 India

Registration Number: 6035034
Print Date: November 12, 2016

12121A0405

Email: GEETHEEKA@GMAIL.COM
Phone: 91-8374183809
Date of Birth: July 15, 1995
Social Security Number (Last Four Digits):
Gender: Female
Intended Graduate Major: Undecided (0000)

Your Scores for the General Test Taken on September 29, 2016



Your Test Score History

General Test Scores

Test Date	Verbal Reasoning		Quantitative Reasoning		Analytical Writing	
	Scaled Score	Percentile	Scaled Score	Percentile	Score	Percentile
September 29, 2016	157	75	164	87	4.5	82

Subject Test Scores

You do not have reportable test scores at this time.

Your Score Recipient(s)

Undergraduate Institution

Report Date	Institution (Code)	Department (Code)	Test Title	Test Date
-------------	--------------------	-------------------	------------	-----------

V. Kiran Kumar
12125A0422

#30



TOEFL iBT® Test Taker Score Report

THIS IS A PDF DOWNLOADED AND PRINTED BY THE TEST TAKER, INTENDED FOR THE TEST TAKER'S PERSONAL RECORDS.

Name: vangapattu, kirankumar
Last (Family/Surname) Name, First (Given) Name Middle Name

Email: 29vkirankumar@gmail.com

Gender: M

Registration Number: 0000 0000 2648 8894

Date of Birth: 29 Aug 1994

Test Date: 31 Oct 2015 Sponsor Code:



vangapattu, kirankumar
11-115
Vijayashankar colony
Yogimallavaram
Tiruchanoor road
Tirupathi, Andhra Pradesh 517503
India

TOEFL iBT Scaled Scores

Reading	20
Listening	22
Speaking	20
Writing	20
Total Score	82

Country of Birth: India

Inst. Code	Dept. Code
0984	99
7178	99
0904	99

Native Language: TELUGU

Test Center: STN14587A - Institute of Technology Management &

Test Center Country: India

Security Identification

ID Type: Passport

ID No.: xxxxxxxxxxxxxxxxxxxxx6978

Issuing Country: India

46

Reading Skills	Level	Your Performance
Reading	Intermediate	<p>Test takers who receive a score at the INTERMEDIATE level, as you did, typically understand academic texts in English that require a wide range of reading abilities, although their understanding of certain parts of the texts is limited.</p> <p>Test takers who receive a score at the INTERMEDIATE level typically</p> <ul style="list-style-type: none"> • have a good command of common academic vocabulary but still have some difficulty with high-level vocabulary; • have a very good understanding of grammatical structure; • can understand and connect information, make appropriate inferences, and synthesize information in a range of texts but have more difficulty when the vocabulary is high level and the text is conceptually dense; • can recognize the expository organization of a text and the role that specific information serves within a larger text but have some difficulty when these are not explicit or easy to infer from the text; and • can abstract major ideas from a text but have more difficulty doing so when the text is conceptually dense.
Listening Skills	Level	Your Performance
Listening	High	<p>Test takers who receive a score at the HIGH level, as you did, typically understand conversations and lectures in English that present a wide range of listening demands. These demands can include difficult vocabulary (uncommon terms, or colloquial or figurative language), complex grammatical structures, abstract or complex ideas, and/or making sense of unexpected or seemingly contradictory information.</p> <p>When listening to lectures and conversations like these, test takers at the HIGH level typically can</p> <ul style="list-style-type: none"> • understand main ideas and important details, whether they are stated or implied; • distinguish more important ideas from less important ones; • understand how information is being used (for example, to provide evidence for a claim or describe a step in a complex process); • recognize how pieces of information are connected (for example, in a cause-and-effect relationship); • understand many different ways that speakers use language for purposes other than to give information (for example, to emphasize a point, express agreement or disagreement, or convey intentions indirectly); and • synthesize information, even when it is not presented in sequence, and make correct inferences on the basis of that information.





THIS IS A PDF DOWNLOADED AND PRINTED BY THE TEST TAKER, INTENDED FOR THE TEST TAKER'S PERSONAL RECORDS.

Name: Bathini, GeetheekaSherronn

Last (Family/Surname) Name, First (Given) Name Middle Name

Email: geetheeka@gmail.com

Gender: F

Registration Number: 0000 0000 2882 5312

Date of Birth: 15 Jul 1995

Test Date: 08 Oct 2016 **Sponsor Code:**



Bathini, GeetheekaSherronn
19-9-25
Kennedy Nagar
Near MRF Tyres
Tirupati, Chittoor district, Andhra Pradesh 517501
India

TOEFL iBT Scaled Scores	
Reading	29
Listening	30
Speaking	27
Writing	29
Total Score	115

Country of Birth: India

| Inst. Code | Dept. Code

Native Language: TELUGU

Test Center: STN15484A - Kalvi Institute Private Ltd - Bangalore

Test Center Country: India

Security Identification

ID Type: Passport

ID No.: xxxxxxxxxxxxxxxxxxxxxx4875

Issuing Country: India

45

Reading Skills	Level	Your Performance
Reading	High	<p>Test takers who receive a score at the HIGH level, as you did, typically understand academic texts in English that require a wide range of reading abilities regardless of the difficulty of the texts.</p> <p>Test takers who score at the HIGH level, typically</p> <ul style="list-style-type: none"> • have a very good command of academic vocabulary and grammatical structure; • can understand and connect information, make appropriate inferences, and synthesize ideas, even when the text is conceptually dense and the language is complex; • can recognize the expository organization of a text and the role that specific information serves within the larger text, even when the text is conceptually dense; and • can abstract major ideas from a text, even when the text is conceptually dense and contains complex language.

Listening Skills	Level	Your Performance
Listening	High	<p>Test takers who receive a score at the HIGH level, as you did, typically understand conversations and lectures in English that present a wide range of listening demands. These demands can include difficult vocabulary (uncommon terms, or colloquial or figurative language), complex grammatical structures, abstract or complex ideas, and/or making sense of unexpected or seemingly contradictory information.</p> <p>When listening to lectures and conversations like these, test takers at the HIGH level typically can</p> <ul style="list-style-type: none"> • understand main ideas and important details, whether they are stated or implied; • distinguish more important ideas from less important ones; • understand how information is being used (for example, to provide evidence for a claim or describe a step in a complex process); • recognize how pieces of information are connected (for example, in a cause-and-effect relationship); • understand many different ways that speakers use language for purposes other than to give information (for example, to emphasize a point, express agreement or disagreement, or convey intentions indirectly); and • synthesize information, even when it is not presented in sequence, and make correct inferences on the basis of that information.



Speaking Skills		Level*	Your Performance
Speaking about Familiar Topics	Good		Your responses indicate an ability to communicate your personal experiences and opinions effectively in English. Overall, your speech is clear and fluent. Your use of vocabulary and grammar is effective with only minor errors. Your ideas are generally well developed and expressed coherently.
Speaking about Campus Situation	Good		Your responses indicate an ability to speak effectively in English about reading material and conversations typically encountered by university students. Overall, your responses are clear and coherent, with only occasional errors of pronunciation, grammar, or vocabulary.
Speaking about Academic Course Content	Fair		Your responses demonstrate that you are able to speak in English about academic reading and lecture material, with only minor communication problems. For the most part, your speech is clear and easy to understand. However, some problems with pronunciation and intonation may occasionally cause difficulty for the listener. Your use of grammar and vocabulary is adequate to talk about the topics, but some ideas are not fully developed or are inaccurate.
Writing Skills		Level*	Your Performance
Writing based on Reading and Listening	Good		You responded well to the task, relating the lecture to the reading. Weaknesses, if you have any, might have to do with <ul style="list-style-type: none"> • slight imprecision in your summary of some of the main points and/or • use of English that is occasionally ungrammatical or unclear.
Writing based on Knowledge and Experience	Good		You responded with a well-organized and developed essay. Weaknesses, if you have any, might have to do with <ul style="list-style-type: none"> • use of English that is occasionally ungrammatical, unclear, or unidiomatic and/or • elaboration of ideas or connection of ideas that could have been stronger.

THIS IS A PDF DOWNLOADED AND PRINTED BY THE TEST TAKER, INTENDED FOR THE TEST TAKER'S PERSONAL RECORDS.

This score report provides four section scores and a total score. An analysis of your strengths and weaknesses in English is included. The level pertaining to each skill should not be generalized beyond the performance on this test. Skill levels and their associated descriptions are not intended for use by institutions as part of their admissions criteria and will not be shared unless you grant permission.

Information About Scores: The following scaled scores are reported for the TOEFL iBT test. A total score is not reported when one or more sections have not been administered. These scores have the following ranges:

Sections	Scaled Scores
Reading	0-30
Listening	0-30
Speaking	0-30
Writing	0-30
Total Score	0-120

Institution Codes: The code numbers shown on page 1 of this report are the ones you selected before you took the test. If any institution code you selected is missing, it was incorrect and the TOEFL® Program was unable to send a score report to that institution.

Score Legends:

Reading Skills	
Level	Total Scaled Score Range
High	22-30
Intermediate	15-21
Low	0-14

Speaking Skills	
Level	Total Scaled Score Range
Good	26-30
Fair	18-25
Limited	10-17
Weak	0-9

Listening Skills	
Level	Total Scaled Score Range
High	22-30
Intermediate	14-21
Low	0-13

Writing Skills	
Level	Total Scaled Score Range
Good	24-30
Fair	17-23
Limited	1-16
Score of Zero	0

DEPT.	WHERE THE REPORT WAS SENT
00	Admissions office for undergraduate study or an institution or agency that is not a college or university
01, 04-99	Admissions office for graduate study in a field other than management (business) or law according to the codes selected when you registered
02	Admissions office of a graduate school of management (business)
03	Admissions office of a graduate school of law

Additional information about TOEFL iBT scores can be found on the Test Takers section of the TOEFL website at www.ets.org/toefl.

* Skill levels for speaking and writing individual skills are estimates of performance at the *item* level. The total writing and speaking scaled scores and ranges are more accurate. Therefore it is not appropriate to combine the individual skill levels. Doing so may lead to apparent inconsistencies between the diagnostic feedback and reported writing and speaking scores.


IMPORTANT NOTE TO SCORE USERS: This PDF score report was downloaded and printed by the test taker. It is not an Official Score Report sent by ETS directly to an organization designated by the test taker. If you find it necessary to verify the scores on this report, please contact the TOEFL Score Verification Service at +1-800-257-9547 or +1-609-771-7100. Scores more than two years old cannot be reported or validated.

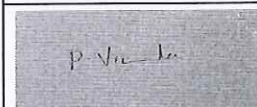
13121A04EDO

**COMMON ADMISSION TEST (CAT) 2016
INDIAN INSTITUTES OF MANAGEMENT**



CAT 2016 SCORE CARD

Name of the Candidate : PULAGURA VINEELA		
Candidate's Contact Details :		
Door No. 3-82 mallamgunta colony chiguruwada post		
Town/City : Tirupathi District : Chittoor State : ANDHRA PRADESH Email : vineelapulagura96@gmail.com		
CAT Registration Number / User Id	Gender	Date of Birth
6199051	Female	06/Aug/1996
Category	PWD Status(*)	Date and Time of Test
NC-OBC	No	04-Dec-2016 02:30 PM - 05:30 PM



Section		Section		Section		Total	
Verbal Ability & Reading Comprehension		Data Interpretation & Logical Reasoning		Quantitative Ability			
Scaled Score	Percentile	Scaled Score	Percentile	Scaled Score	Percentile	Overall Scaled Score	Overall Percentile
23.69	49.81	19.08	76.89	7.97	40.77	50.74	55.99

Instructions:

- Only candidates who have taken the Common Admission Test (CAT 2016) are entitled to receive the score card. Keep a print-out of this score card for your information pertaining to CAT 2016. You will not receive score card by email or by post.
- The Overall Scaled Score is the sum of the scaled scores of the candidate in different components.
- Percentile refers to percentage of candidates who receive score less than or equal to the score obtained by the candidate.
- IIMs and Non-IIM member institutions independently decide how to use CAT 2016 scores on the basis of their own selection process. The scores are to be used only for selecting the candidates to their Post Graduate / Fellow Programme(s) in Management.
- Detection of instances of incorrect information and process violation by a candidate at any stage will lead to disqualification of the candidate. Candidate's score will become null and void and he/she will not be allowed to appear for CAT in future. If such instances go undetected during the current selection process but are detected in subsequent years, such disqualification will take place with retrospective effect.
- All queries regarding post-CAT 2016 selection process must be directed to respective IIMs. CAT Centre will not answer post-CAT related queries.
- CAT 2016 score is valid only until 31st December 2017 and subject to meeting the minimum eligibility marks in the qualifying examination.
- Toll free number 1-800-266-3549 will be available till 20th January, 2017 and webmail support cathelpdesk@iimcat.ac.in will be available till 31st March, 2017 respectively.

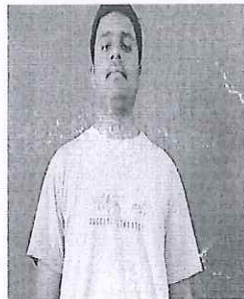
(*) Person With Disability.

**COMMON ADMISSION TEST (CAT) 2016
INDIAN INSTITUTES OF MANAGEMENT**

13121A04DF



CAT 2016 SCORE CARD

Name of the Candidate : SHAIK BARESHA VALLI		
Candidate's Contact Details : Door No.1-29 C.Mallavaram Perumalla Palli Town/City : TIRUPATI District : Chittoor State : ANDHRA PRADESH Email : bareshashaik1@gmail.com		
CAT Registration Number / User Id	Gender	Date of Birth
6212473	Male	28/Sep/1995
Category	PWD Status(*)	Date and Time of Test
General	No	04-Dec-2016 09:00 AM - 12:00 PM

S. Baresha Valli

Section		Section		Section		Total	
Verbal Ability & Reading Comprehension		Data Interpretation & Logical Reasoning		Quantitative Ability			
Scaled Score	Percentile	Scaled Score	Percentile	Scaled Score	Percentile	Overall Scaled Score	Overall Percentile
22.07	46.50	-1.32	18.74	5.13	30.69	25.88	29.12

Instructions:



- Only candidates who have taken the Common Admission Test (CAT 2016) are entitled to receive the score card. Keep a print-out of this score card for your information pertaining to CAT 2016. You will not receive score card by email or by post.
- The Overall Scaled Score is the sum of the scaled scores of the candidate in different components.
- Percentile refers to percentage of candidates who receive score less than or equal to the score obtained by the candidate.
- IIMs and Non-IIM member institutions independently decide how to use CAT 2016 scores on the basis of their own selection process. The scores are to be used only for selecting the candidates to their Post Graduate / Fellow Programme(s) in Management.
- Detection of instances of incorrect information and process violation by a candidate at any stage will lead to disqualification of the candidate. Candidate's score will become null and void and he/she will not be allowed to appear for CAT in future. If such instances go undetected during the current selection process but are detected in subsequent years, such disqualification will take place with retrospective effect.
- All queries regarding post-CAT 2016 selection process must be directed to respective IIMs. CAT Centre will not answer post-CAT related queries.
- CAT 2016 score is valid only until 31st December 2017 and subject to meeting the minimum eligibility marks in the qualifying examination.
- Toll free number 1-800-266-3549 will be available till 20th January, 2017 and webmail support cathelpdesk@iimcat.ac.in will be available till 31st March, 2017 respectively.

(*) Person With Disability.

**COMMON ADMISSION TEST (CAT) 2016
INDIAN INSTITUTES OF MANAGEMENT**



CAT 2016 SCORE CARD

Name of the Candidate : MEENIGA VARUN		 
Candidate's Contact Details :		
C/B-76 C-CAMP NEAR MEE SEVA Town/City : KURNOOL District : Kurnool State : ANDHRA PRADESH Email : varunjohnson4@gmail.com		
CAT Registration Number / User Id	Gender	
6118446	Male	31/Jul/1995
Category	PWD Status(*)	Date and Time of Test
NC-OBC	No	04-Dec-2016 09:00 AM - 12:00 PM

Section		Section		Section		Total	
Verbal Ability & Reading Comprehension		Data Interpretation & Logical Reasoning		Quantitative Ability			
Scaled Score	Percentile	Scaled Score	Percentile	Scaled Score	Percentile	Overall Scaled Score	Overall Percentile
28.81	59.10	28.27	90.68	42.60	96.29	99.68	88.22


Instructions:

- Only candidates who have taken the Common Admission Test (CAT 2016) are entitled to receive the score card. Keep a print-out of this score card for your information pertaining to CAT 2016. You will not receive score card by email or by post.
- The Overall Scaled Score is the sum of the scaled scores of the candidate in different components.
- Percentile refers to percentage of candidates who receive score less than or equal to the score obtained by the candidate.
- IIMs and Non-IIM member institutions independently decide how to use CAT 2016 scores on the basis of their own selection process. The scores are to be used only for selecting the candidates to their Post Graduate / Fellow Programme(s) in Management.
- Detection of instances of incorrect information and process violation by a candidate at any stage will lead to disqualification of the candidate. Candidate's score will become null and void and he/she will not be allowed to appear for CAT in future. If such instances go undetected during the current selection process but are detected in subsequent years, such disqualification will take place with retrospective effect.
- All queries regarding post-CAT 2016 selection process must be directed to respective IIMs. CAT Centre will not answer post-CAT related queries.
- CAT 2016 score is valid only until 31st December 2017 and subject to meeting the minimum eligibility marks in the qualifying examination.
- Toll free number 1-800-266-3549 will be available till 20th January, 2017 and webmail support cathelpdesk@iimcat.ac.in will be available till 31st March, 2017 respectively.


(*) Person With Disability.

1312100 475

COMMON ADMISSION TEST (CAT) 2016 INDIAN INSTITUTES OF MANAGEMENT



CAT 2016 SCORE CARD

Name of the Candidate : KEERAKATTA JYOTHIRMAYE		 <i>K. Jyothirmaye</i>
Candidate's Contact Details :		
FLAT NO.530 BRINDAVANAM APARTMENTS THIMMINAIDU PALEM		
Town/City : TIRUPATI District : Chittoor State : ANDHRA PRADESH Email : jyothirmayekeerakatta@gmail.com		
CAT Registration Number / User Id	Gender	Date of Birth
6202579	Female	17/Aug/1996
Category	PWD Status(*)	Date and Time of Test
General	No	04-Dec-2016 02:30 PM - 05:30 PM

Section		Section		Section		Total	
Verbal Ability & Reading Comprehension		Data Interpretation & Logical Reasoning		Quantitative Ability			
Scaled Score	Percentile	Scaled Score	Percentile	Scaled Score	Percentile	Overall Scaled Score	Overall Percentile
19.21	40.78	-5.27	8.48	13.85	59.21	27.79	31.30

Instructions:

1. Only candidates who have taken the Common Admission Test (CAT 2016) are entitled to receive the score card. Keep a print-out of this score card for your information pertaining to CAT 2016. You will not receive score card by email or by post.
2. The Overall Scaled Score is the sum of the scaled scores of the candidate in different components.
3. Percentile refers to percentage of candidates who receive score less than or equal to the score obtained by the candidate.
4. IIMs and Non-IIM member institutions independently decide how to use CAT 2016 scores on the basis of their own selection process. The scores are to be used only for selecting the candidates to their Post Graduate / Fellow Programme(s) in Management.
5. Detection of instances of incorrect information and process violation by a candidate at any stage will lead to disqualification of the candidate. Candidate's score will become null and void and he/she will not be allowed to appear for CAT in future. If such instances go undetected during the current selection process but are detected in subsequent years, such disqualification will take place with retrospective effect.
6. All queries regarding post-CAT 2016 selection process must be directed to respective IIMs. CAT Centre will not answer post-CAT related queries.
7. CAT 2016 score is valid only until 31st December 2017 and subject to meeting the minimum eligibility marks in the qualifying examination.
8. Toll free number 1-800-266-3549 will be available till 20th January, 2017 and webmail support cathelpdesk@iimcat.ac.in will be available till 31st March, 2017 respectively.

(*) Person With Disability.

Test Report Form

ACADEMIC

NOTE Admission to undergraduate and post graduate courses should be based on the ACADEMIC Reading and Writing Modules.
GENERAL TRAINING Reading and Writing Modules are not designed to test the full range of language skills required for academic purposes.
It is recommended that the candidate's language ability as indicated in this Test Report Form be re-assessed after two years from the date of the test.

Centre Number

IN001

Date

07/JAN/2017

Candidate Number

214035

Candidate Details

Family Name

CHIRUGURI

First Name

AKSHAY SAI

Candidate ID

K7656113



Date of Birth

01/08/1995

Sex (M/F)

M

Scheme Code

Private Candidate

Country or Region of Origin

Country of Nationality

INDIA

First Language

TELUGU

Test Results

Listening

6.5

Reading

6.0

Writing

6.0

Speaking

6.0

Overall Band Score

6.0


CEFR Level

B2

Administrator Comments

Empty box for Administrator Comments.

Centre stamp



Validation stamp



Administrator's Signature

Date

21/01/2017

Test Report Form Number

16IN214035CHIA001A

Test Report Form


ACADEMIC

NOTE Admission to undergraduate and post graduate courses should be based on the ACADEMIC Reading and Writing Modules. GENERAL TRAINING Reading and Writing Modules are not designed to test the full range of language skills required for academic purposes. It is recommended that the candidate's language ability as indicated in this Test Report Form be re-assessed after two years from the date of the test.

Centre Number Date Candidate Number

Candidate Details

Family Name
First Name
Candidate ID





Date of Birth Sex (M/F) Scheme Code
Country or Region of Origin
Country of Nationality
First Language

Test Results

Listening Reading Writing Speaking Overall Band Score CEFR Level

Administrator Comments



Administrator's Signature

Rajal Bala

Date Test Report Form Number



Test Report Form

ACADEMIC

NOTE Admission to undergraduate and post graduate courses should be based on the ACADEMIC Reading and Writing Modules. GENERAL TRAINING Reading and Writing Modules are not designed to test the full range of language skills required for academic purposes. It is recommended that the candidate's language ability as indicated in this Test Report Form be reassessed after two years from the date of the test.

Centre Number

IN001

Date

18/FEB/2017

Candidate Number

255310

Candidate Details

Family Name

[REDACTED]

First Name

[REDACTED]

Candidate ID

[REDACTED]



Date of Birth

04/06/1996

Sex (M/F)

M

Scheme Code

Private Candidate

Country or Region of Origin

[REDACTED]

Country of Nationality

INDIA

First Language

TELUGU

Test Results

Listening



Reading



Writing



Speaking



Overall Band Score




CEFR Level




Administrator Comments

13-250
1358/250

Centre stamp



Validation stamp



Administrator's Signature

[Signature]

Date

06/03/2017

Test Report Form Number


[REDACTED]



COMMON ADMISSION TEST (CAT) 2016
INDIAN INSTITUTES OF MANAGEMENT



CAT 2016 SCORE CARD

Name of the Candidate: REDIGA HARSHANABHDHAN GOUD		
Candidate's Contact Details :		
16-45-35 Subbarao peta Nandikotkur		
Team/City: Nandikotkur District : Eluru State : ANDHRA PRADESH Email : redigaharsha@gmail.com		

CAT Registration Number / User Id	Gender	Date of Birth
6008942	Male	01/Aug/1996
Category	PWD Status ^(*)	Date and Time of Test
NC-OBC	No	04-Dec-2016 09:00 AM - 12:00 PM

Section		Section		Section		Total	
Verbal Ability & Reading Comprehension		Data Interpretation & Logical Reasoning		Quantitative Ability			
Scaled Score	Percentile	Scaled Score	Percentile	Scaled Score	Percentile	Overall Scaled Score	Overall Percentile
37.81	72.98	37.28	96.35	23.87	80.73	98.96	87.93

Instructions:

- Only candidates who have taken the Common Admission Test (CAT) 2016 per candidate score card are eligible to view the score card. Keep a print-out of this score card for your information pertaining to CAT 2016. You will not receive score card by email or by post.
- The Overall Scaled Score is the sum of the scaled scores of the candidate in all three components.
- Percentile indicates percentage of candidates whose score has been less than or equal to the score obtained by the candidate.
- IIMs and Non-IIMs member institutions independently decide the way to use CAT 2016 scores in their own selection process. The score card is to be used only for selecting the candidates for Post Graduate / Fellow Programmes (if applicable).
- Detection of irregularities in the selection and process undertaken by a candidate at any stage will lead to disqualification of the candidate. Candidate's score will become null and void and he/she will not be allowed to appear for CAT in future. Such instances are undetected during the current admission process but are detected in subsequent years, such disqualifications will take place with retrospective effect.
- All queries regarding CAT 2016 selection process must be directed to respective IIMs. CAT Centre will not answer any post-CAT related queries.
- CAT 2016 score is valid only until 31st December 2017 and subject to meeting the minimum eligibility marks in the qualifying examination.
- Toll free number 1-800-266-2145 will be available till 30th January, 2017 and technical support will be available till 31st March, 2017 respectively.

(*) Person With Disability

GATE 2017 Result

Name

THEEGALA ANJAIAN



Registration Number

IN17587018021

Gender

Male

Examination Paper

Instrumentation Engineering (IN)

Theegala Anjain

Marks out of 100[#]

35.03

All India Rank in this paper

1813

Qualifying Marks^{**}

34.50

31.10

23.00

GATE Score

354

General OBC (NCL) SC/ST/PwD

[#] Normalized marks for multi-session papers (GE, CS, EC, EE, ME)

^{**} A candidate is considered qualified if the marks secured are greater than or equal to the qualifying marks mentioned for the category for which a valid Category Certificate, if applicable, is produced along with this scorecard.

Note:

- The marks and score provided here are for information only.
- An electronic or paper copy of this document is not valid for admission.
- The official GATE 2017 Score Card can be downloaded from the GOAPS site between March 26, 2017 and May 31, 2017 by the qualified candidates only.



GATE 2017 Scorecard

Graduate Aptitude Test in Engineering

Candidate Details

Name


BOYAPATI SURESH

Registration Number

IN17S87018039

Examination Paper

Instrumentation Engineering (IN)



B. Suresh

(Candidate's Signature)

Performance

Mark out of 100*	37.38	Valid from March 26, 2017 to March 26, 2020
Qualifying Marks**	34.6 31.1 23.0	All India Rank in this paper
GATE Score	380	Total Number of Candidates
		12858

*Normalized marks for multisession papers

** A candidate is considered qualified if the marks secured are greater than or equal to the qualifying marks mentioned for the category for which valid category certificate, if applicable is produced along with this scorecard.

Digital Fingerprint : df6bd6e75e756e7632da1d067ac887ae

March 26, 2017

Prof. Govind Joseph Chakrapani

Organizing Chairman, GATE 2017 on behalf of NCB-GATE, for MHRD

The GATE 2017 score is calculated using the formula

$$GATE\ Score = S_q + (S_t - S_q) \frac{(M - M_q)}{(\bar{M}_t - M_q)}$$

where,

M is the marks obtained by the candidate in the paper, mentioned on this score card in GATE 2017

M_q is the qualifying marks for general category candidate in the paper

\bar{M}_t is the mean of marks of top 0.1% or top 10 (whichever is larger) of the candidates who appeared in the paper (in case of multi-session papers including all sessions)

$S_q = 350$, is the score assigned to M_q

$S_t = 900$, is the score assigned to \bar{M}_t

In the GATE 2017 score formula, M_q is usually 25 marks (out of 100) or $\mu + \sigma$, whichever is greater. Here μ is the mean and σ is the standard deviation of marks of all the candidates who appeared in the paper.


Qualifying in GATE 2017 does not guarantee either an admission to a post-graduate program or a scholarship/assistantship. Admitting institutes may conduct further tests and interviews for final selection.

Codes for XE and XL Paper Sections (compulsory section and any other two sections)


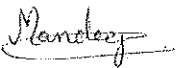
XE: Engineering Sciences	XL: Life Sciences
A-Engineering Mathematics (compulsory)	P-Chemistry (compulsory)
B-Fluid Mechanics	Q-Biochemistry
C-Material Science	R-Botany
D-Solid Mechanics	S-Microbiology
E-Thermodynamics	T-Zoology
F-Polymer Science and Engineering	U-Food Technology
G-Food Technology	
H-Atmospheric and Oceanic Sciences	

Graduate Aptitude Test in Engineering (GATE) 2017 was organised by Indian Institute of Technology Roorkee on behalf of the National Coordination Board (NCB) for the Department of Higher Education, Ministry of Human Resource Development (MHRD), Government of India.

**COMMON ADMISSION TEST (CAT) 2016
INDIAN INSTITUTES OF MANAGEMENT**



CAT 2016 SCORE CARD

Name of the Candidate : PEDDAPAPI REDDIGARI MANDEEP		
Candidate's Contact Details : Flat No 201 Guru Charan Residency H-NO 19-41-S5-1124 Jaya Nagar Town/City : Tirupati District : Chittoor State : ANDHRA PRADESH Email : mandeepsvec@gmail.com		
		
CAT Registration Number / User Id	Gender	Date of Birth
6079517	Male	12/Jun/1994
Category	PWD Status(*)	Date and Time of Test
General	No	04-Dec-2016 09:00 AM - 12:00 PM

Section		Section		Section		Total	
Verbal Ability & Reading Comprehension		Data Interpretation & Logical Reasoning		Quantitative Ability			
Scaled Score	Percentile	Scaled Score	Percentile	Scaled Score	Percentile	Overall Scaled Score	Overall Percentile
60.29	94.11	26.99	89.28	37.91	94.10	125.19	95.45

Instructions:

1. Only candidates who have taken the Common Admission Test (CAT 2016) are entitled to receive the score card. Keep a print-out of this score card for your information pertaining to CAT 2016. You will not receive score card by email or by post.
2. The Overall Scaled Score is the sum of the scaled scores of the candidate in different components.
3. Percentile refers to percentage of candidates who receive score less than or equal to the score obtained by the candidate.
4. IIMs and Non-IIM member institutions independently decide how to use CAT 2016 scores on the basis of their own selection process. The scores are to be used only for selecting the candidates to their Post Graduate / Fellow Programme(s) in Management.
5. Detection of instances of incorrect information and process violation by a candidate at any stage will lead to disqualification of the candidate. Candidate's score will become null and void and he/she will not be allowed to appear for CAT in future. If such instances go undetected during the current selection process but are detected in subsequent years, such disqualification will take place with retrospective effect.
6. All queries regarding post-CAT 2016 selection process must be directed to respective IIMs. CAT Centre will not answer post-CAT related queries.
7. CAT 2016 score is valid only until 31st December 2017 and subject to meeting the minimum eligibility marks in the qualifying examination.
8. Toll free number 1-800-266-3549 will be available till 20th January, 2017 and webmail support cathelpdesk@iimcat.ac.in will be available till 31st March, 2017 respectively.

(*) Person With Disability.

Consortium of Institutions of Higher Learning

IIIT Campus, Gachibowli, Hyderabad - 32, Phone: 040-23001970 Mobile: 7799834583, 7799834585

Master of Science in Information Technology Letter of admission into MSIT Program

Admission No: CIHL/MSIT 2017/20176087

Date: 13 Jun 2017

Mr/Ms. Chinthala Pranava Reddy S/o/D/o. C.V.Narasimha Reddy is admitted into the MSIT program Provisional/Conditional at IIITH Learning Center.

- The duration of the program is 2 Years.
- The Fee payable for the MSIT program is Rs. 2,00,000/- (Rupees Two Lakhs only) per annum and the same is non refundable.
- In addition to the above, you are also liable for payment of any deposits / fee charged by Learning Centre concerned viz., Library, Caution deposit, Hostel, Mess etc.

The receipt of fee for MSIT program, Rs. 30,000/- (Rupees Thirty Thousand only) as detailed below, is here by acknowledged:

DD No / Txn Ref : 826980
DD Date/ Txn Date : 09/06/2017
Name of the Bank : KVB
Name of the Branch : TIRUPATI

The student should submit all the required documents and balance amount of the annual fee on or before 10:00 AM on July 8th, 2017 at the allotted Learning Center. Failure to do so will result in forfeiting claim to admission and fee already paid.

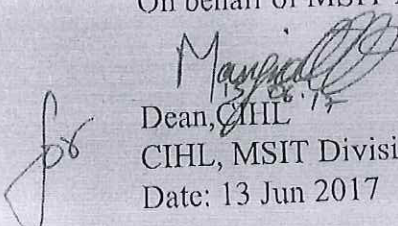
Certificates Due: Provisional/ Course Completion/ Consolidated Marks Memo/


Original Degree / 4-II Marks Memo / TC / SSC / INTER

For Hostel fee and other details contact MSIT Head/Co-ordinator at the Learning Center as given below:

Mr.Manjunath Mattam,
Head MSIT,
MSIT Division, IIIT Campus,
Gachibowli, Hyderabad- 500032.
Ph.23001970, Mob.7799834582.

On behalf of MSIT 2017 Admission Committee


Dean, CIHL
CIHL, MSIT Division,
Date: 13 Jun 2017



SAI KUMAR REDDY MANGALAPUDI

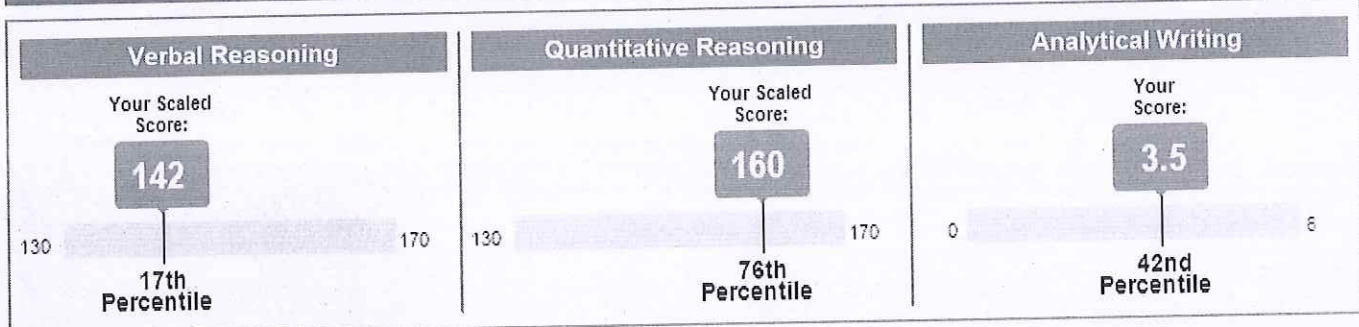
Most Recent Test Date: September 25, 2017

Address: 26/12/1695-1, BANK COLONY, B V NAGAR, NELLORE, ANDHRA PRADESH, 524004 India

Registration Number: 1998493
Print Date: November 25, 2017

Email: saikumarreddy03@gmail.com
Phone: 91-9493379855
Date of Birth: August 3, 1995
Social Security Number (Last Four Digits):
Gender: Male
Intended Graduate Major: Computer Programming (0401)

Your Scores for the General Test Taken on September 25, 2017



Your Test Score History

General Test Scores

Test Date	Verbal Reasoning		Quantitative Reasoning		Analytical Writing	
	Scaled Score	Percentile	Scaled Score	Percentile	Score	Percentile
September 25, 2017	142	17	160	76	3.5	42

Subject Test Scores

You do not have reportable test scores at this time.

Your Score Recipient(s)

Undergraduate Institution

Report Date	Institution (Code)	Department (Code)	Test Title	Test Date
-------------	--------------------	-------------------	------------	-----------

SAI KUMAR REDDY MANGALAPUDI

Most Recent Test Date: September 25, 2017

Date of Birth: August 3, 1995

Registration Number: 1998493
Print Date: November 25, 2017

Designated Score Recipient(s)

Report Date	Score Recipient (Code)	Department (Code)	Test Title	Test Date
October 4, 2017	GEORGE MASON UNIVERSITY (58 27)	COMPUTER SCIENCE (0402)	General Test	September 25, 2017
October 4, 2017	STONY BROOK UNIVERSITY SUNY (2548)	COMPUTER SCIENCE (0402)	General Test	September 25, 2017
October 4, 2017	TEXAS A&M U COLL STATION (600 3)	COMPUTER SCIENCE (0402)	General Test	September 25, 2017
October 4, 2017	UNIV TEXAS DALLAS (6897)	COMPUTER SCIENCE (0402)	General Test	September 25, 2017

About Your GRE® Score Report

Score Reporting Policies

With the *ScoreSelect*® option, you can decide which test scores to send to the institutions you designate. There are three options to choose from:

- Most Recent option – Send your scores from your most recent test administration
- All option – Send your scores from all administrations in the last five years
- Any option – Send your scores from one OR as many test administrations in the last five years (this option is not available on test day when you select up to four FREE score reports)

Scores for a test administration must be reported in their entirety. Institutions will receive score reports that show only the scores that you selected to send to them. There will be no special indication if you have taken additional GRE tests. See the *GRE® Information Bulletin* for details. The policies and procedures explained in the Bulletin for the current testing year supersede previous policies and procedures in previous bulletins.

Scores will be sent to designated score recipients approximately 10-15 days after a computer-delivered test and 5 weeks after a paper-delivered test. If your scores are not available for any reason, you will see "Not Available" in Your Test Score History.

GRE test scores are reportable according to the following policies:

- For tests taken prior to July 1, 2016, scores are reportable for five (5) years following the testing year in which you tested (July 1 – June 30). For example, scores for a test taken on May 15, 2015, are reportable through June 30, 2020. GRE scores earned prior to August 2011 are no longer reportable.
- For tests taken on or after July 1, 2016, scores are reportable for five (5) years following your test date. For example, scores for a test taken on July 3, 2016, are reportable through July 2, 2021.

Note: Score recipients will only receive scores from test administrations that you have selected to send to them.

Percentile Rank (% Below)

A percentile rank for a test score indicates the percentage of test takers who took that test and received a lower score. Regardless of when the reported scores were earned, the percentile ranks for General Test and Subject Test scores are based on the scores of all test takers who tested within the most recent three-year period.

SAI KUMAR REDDY MANGALAPUDI

Most Recent Test Date: September 25, 2017

Date of Birth: August 3, 1995

Registration Number: 1998493
Print Date: November 25, 2017**Retaking a GRE Test**

You can take the GRE® General Test *once every 21 days*, up to *five times* within any continuous rolling 12-month period (365 days). This applies even if you canceled your scores on a test taken previously. You can take the paper-delivered GRE General Test and GRE® Subject Tests as often as they are offered.

Note: This policy will be enforced even if a violation is not immediately identified (e.g., inconsistent registration information) and test scores have been reported. In such cases, the invalid scores will be canceled and score recipients will be notified of the cancellation. Test fees will be forfeited.

For More Information

For information about interpreting your scores, see *Interpreting Your GRE Scores* at www.ets.org/gre/understand.

For detailed information about your performance on the Verbal Reasoning and Quantitative Reasoning sections of the computer-delivered GRE General Test, access the free GRE Diagnostic Service from your ETS account. This service includes a description of the types of questions you answered right and wrong, the difficulty level of each question, and the time spent on each question. This service is available approximately 15 days after your test administration and for six months following your test administration.

If you have any questions concerning your score report, email GRE Services at gre-info@ets.org or call 1-609-771-7670 or 1-866-473-4373 (toll free for test takers in the U.S., U.S. Territories and Canada) between 8 a.m. and 7:45 p.m. (New York Time).

SAISARTHIK KORRA

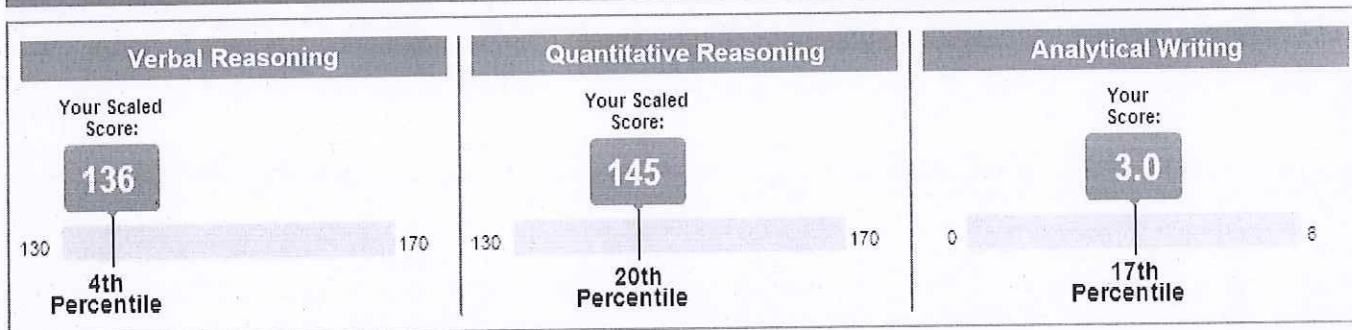
Most Recent Test Date: November 1, 2016

Address: FLAT NO.301,SRI CHAKRA ENCLAVE, BESIDE PADMAVATI KALYANAMANDAPAM, TIRUPATHI, 517501 India

Registration Number: 0412762
Print Date: February 6, 2017

Email: SAISARTHIK123@GMAIL.COM
Phone: 91-7893383154
Date of Birth: August 29, 1996
Social Security Number (Last Four Digits):
Gender: Male
Intended Graduate Major: Other Fields - Not Listed (5199)

Your Scores for the General Test Taken on November 1, 2016



Your Test Score History

General Test Scores

Test Date	Verbal Reasoning		Quantitative Reasoning		Analytical Writing	
	Scaled Score	Percentile	Scaled Score	Percentile	Score	Percentile
November 1, 2016	136	4	145	20	3.0	17
September 29, 2016	136	4	143	14	2.5	7

Subject Test Scores

You do not have reportable test scores at this time.

Your Score Recipient(s)

Undergraduate Institution

Report Date	Institution (Code)	Department (Code)	Test Title	Test Date
-------------	--------------------	-------------------	------------	-----------

SAISARTHIK KORRA

Most Recent Test Date: November 1, 2016

Date of Birth: August 29, 1996

Registration Number: 0412762
Print Date: February 6, 2017

Designated Score Recipient(s)

Report Date	Score Recipient (Code)	Department (Code)	Test Title	Test Date
November 11, 2016	NEW YORK INSTITUTE TECHNOLOGY (2561)		General Test	November 1, 2016
November 11, 2016	NORTH CAROLINA CENTRAL UNIV (5495)		General Test	November 1, 2016
November 11, 2016	UNIV CENTRAL OKLAHOMA (6091)		General Test	November 1, 2016
November 11, 2016	UNIV TEXAS DALLAS (6897)		General Test	November 1, 2016
October 12, 2016	NEW YORK INSTITUTE TECHNOLOGY (2561)		General Test	September 29, 2016
October 12, 2016	UNIV MISSISSIPPI (1840)		General Test	September 29, 2016
October 12, 2016	UNIVERSITY OF FLORIDA (5812)		General Test	September 29, 2016
October 12, 2016	UNIVERSITY OF WASHINGTON OTCAS (1997)		General Test	September 29, 2016

About Your GRE® Score Report

Score Reporting Policies

With the *ScoreSelect*® option, you can decide which test scores to send to the institutions you designate. There are three options to choose from:

- Most Recent option – Send your scores from your most recent test administration
- All option – Send your scores from all administrations in the last five years
- Any option – Send your scores from one OR as many test administrations in the last five years (this option is not available on test day when you select up to four FREE score reports)

Scores for a test administration must be reported in their entirety. Institutions will receive score reports that show only the scores that you selected to send to them. There will be no special indication if you have taken additional GRE tests. See the *GRE® Information Bulletin* for details. The policies and procedures explained in the Bulletin for the current testing year supersede previous policies and procedures in previous bulletins.

Scores will be sent to designated score recipients approximately 10-15 days after a computer-delivered test and 5 weeks after a paper-delivered test. If your scores are not available for any reason, you will see "Not Available" in Your Test Score History.

GRE test scores are reportable according to the following policies:

- For tests taken prior to July 1, 2016, scores are reportable for five (5) years following the testing year in which you tested (July 1 – June 30). For example, scores for a test taken on May 15, 2015, are reportable through June 30, 2020. GRE scores earned prior to August 2011 are no longer reportable.
- For tests taken on or after July 1, 2016, scores are reportable for five (5) years following your test date. For example, scores for a test taken on July 3, 2016, are reportable through July 2, 2021.

SAISARTHIK KORRA**Most Recent Test Date: November 1, 2016**

Date of Birth: August 29, 1996

Registration Number: 0412762

Print Date: February 6, 2017

Note: Score recipients will only receive scores from test administrations that you have selected to send to them.

Percentile Rank (% Below)

A percentile rank for a test score indicates the percentage of test takers who took that test and received a lower score. Regardless of when the reported scores were earned, the percentile ranks for General Test and Subject Test scores are based on the scores of all test takers who tested within the most recent three-year period.

Retaking a GRE Test

You can take the *GRE*® General Test *once every 21 days*, up to *five times* within any continuous rolling 12-month period (365 days). This applies even if you canceled your scores on a test taken previously. You can take the paper-delivered GRE General Test and *GRE*® Subject Tests as often as they are offered.

Note: This policy will be enforced even if a violation is not immediately identified (e.g., inconsistent registration information) and test scores have been reported. In such cases, the invalid scores will be canceled and score recipients will be notified of the cancellation. Test fees will be forfeited.

For More Information

For information about interpreting your scores, see *Interpreting Your GRE Scores* at www.ets.org/gre/understand.

For detailed information about your performance on the Verbal Reasoning and Quantitative Reasoning sections of the computer-delivered GRE General Test, access the free GRE Diagnostic Service from your ETS account. This service includes a description of the types of questions you answered right and wrong, the difficulty level of each question, and the time spent on each question. This service is available approximately 15 days after your test administration and for six months following your test administration.

If you have any questions concerning your score report, email GRE Services at gre-info@ets.org or call 1-609-771-7670 or 1-866-473-4373 (toll free for test takers in the U.S., U.S. Territories and Canada) between 8 a.m. and 7:45 p.m. (New York Time).

Veda Varshita Dommaraju

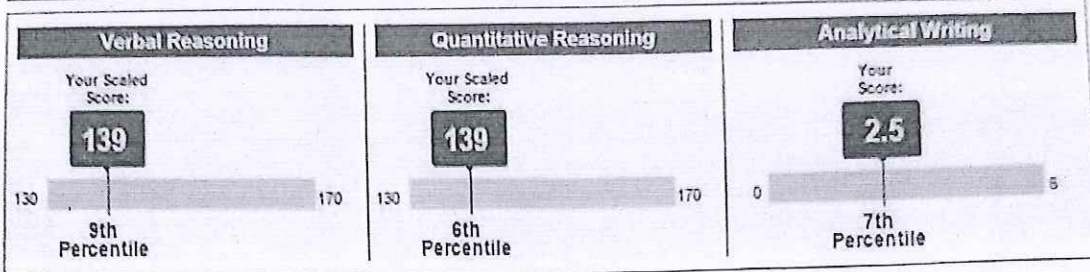
Most Recent Test Date: October 18, 2018

Address: 209, Mahalakshmi Residency, B Block, Narayanapuram, Tirupathi, India

Registration Number: 4168096
Print Date: December 12, 2018

Email: varshi.varshitha123@gmail.com
Phone: 91-8374642294
Date of Birth: May 19, 1998
Social Security Number (Last Four Digits):
Gender: Female
Intended Graduate Major: Computer Science (0402)

Your Scores for the General Test Taken on October 18, 2018



Your Test Score History

General Test Scores

Test Date	Verbal Reasoning		Quantitative Reasoning		Analytical Writing	
	Scaled Score	Percentile	Scaled Score	Percentile	Score	Percentile
October 18, 2018	139	9	139	6	2.5	7

Subject Test Scores

You do not have reportable test scores at this time.

Your Score Recipient(s)

Undergraduate Institution

Report Date	Institution (Code)	Department (Code)	Test Title	Test Date
-------------	--------------------	-------------------	------------	-----------

REETHU REDDY KANAPURAM

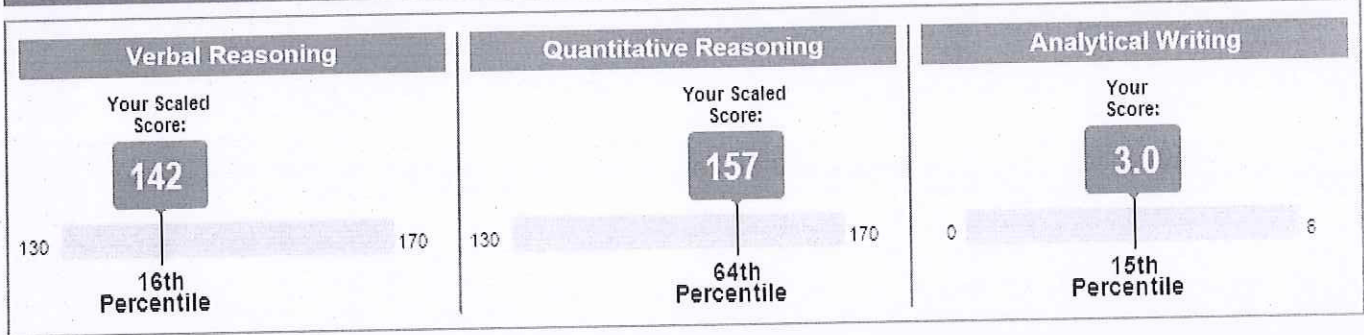
Most Recent Test Date: November 11, 2019

Address: FLAT NO. 312 SHIVA SAI RESIDENCY, OLD NETAJI COMPUND
PRAKASHNAGAR, KURNOOL, Andhra Pradesh, 518004 India

Registration Number: 6426622
Print Date: January 4, 2020

Email: k.reethureddy@gmail.com
Phone: 91-9618102939
Date of Birth: April 10, 1996
Social Security Number (Last Four Digits):
Gender: Female
Intended Graduate Major: Information Sciences/Studies (0404)

Your Scores for the General Test Taken on November 11, 2019



Your Test Score History

General Test Scores

Test Date	Verbal Reasoning		Quantitative Reasoning		Analytical Writing	
	Scaled Score	Percentile	Scaled Score	Percentile	Score	Percentile
November 11, 2019	142	16	157	64	3.0	15
October 26, 2017	140	11	159	70	3.0	15

Subject Test Scores

You do not have reportable test scores at this time.

Your Score Recipient(s)

Undergraduate Institution

Report Date	Institution (Code)	Department (Code)	Test Title	Test Date
-------------	--------------------	-------------------	------------	-----------

REETHU REDDY KANAPURAM

Most Recent Test Date: November 11, 2019

Date of Birth: April 10, 1996

Registration Number: 6426622
Print Date: January 4, 2020

Designated Score Recipient(s)

Report Date	Score Recipient (Code)	Department (Code)	Test Title	Test Date
November 20, 2019	OHIO ST UNIV (1592)		General Test	November 11, 2019
			General Test	October 26, 2017
November 20, 2019	San Diego State University (4682)		General Test	November 11, 2019
			General Test	October 26, 2017
November 20, 2019	San Jose State University (4687)		General Test	November 11, 2019
			General Test	October 26, 2017
November 20, 2019	UNIV PITTSBURGH (2927)		General Test	November 11, 2019
			General Test	October 26, 2017

About Your GRE® Score Report

Score Reporting Policies

With the *ScoreSelect*® option, you can decide which test scores to send to the institutions you designate. There are three options to choose from:

- Most Recent option – Send your scores from your most recent test administration
- All option – Send your scores from all administrations in the last five years
- Any option – Send your scores from one OR as many test administrations in the last five years (this option is not available on test day when you select up to four FREE score reports)

Scores for a test administration must be reported in their entirety. Institutions will receive score reports that show only the scores that you selected to send to them. There will be no special indication if you have taken additional GRE tests. See the *GRE® Information Bulletin* for details. The policies and procedures explained in the Bulletin for the current testing year supersede previous policies and procedures in previous bulletins.

Scores will be sent to designated score recipients approximately 10-15 days after a computer-delivered test and 5 weeks after a paper-delivered test. If your scores are not available for any reason, you will see "Not Available" in Your Test Score History.

GRE test scores are reportable according to the following policies:

- For tests taken prior to July 1, 2016, scores are reportable for five (5) years following the testing year in which you tested (July 1 – June 30). For example, scores for a test taken on May 15, 2015, are reportable through June 30, 2020. GRE scores earned prior to August 2011 are no longer reportable.
- For tests taken on or after July 1, 2016, scores are reportable for five (5) years following your test date. For example, scores for a test taken on July 3, 2016, are reportable through July 2, 2021.

Note: Score recipients will only receive scores from test administrations that you have selected to send to them.

REETHU REDDY KANAPURAM**Most Recent Test Date: November 11, 2019**

Date of Birth: April 10, 1996

Registration Number: 6426622
Print Date: January 4, 2020**Percentile Rank (% Below)**

A percentile rank for a test score indicates the percentage of test takers who took that test and received a lower score. Regardless of when the reported scores were earned, the percentile ranks for General Test and Subject Test scores are based on the scores of all test takers who tested within the most recent three-year period.

Retaking a GRE Test

You can take the GRE® General Test *once every 21 days*, up to *five times* within any continuous rolling 12-month period (365 days). This applies even if you canceled your scores on a test taken previously. You can take the paper-delivered GRE General Test and GRE® Subject Tests as often as they are offered.

Note: This policy will be enforced even if a violation is not immediately identified (e.g., inconsistent registration information) and test scores have been reported. In such cases, the invalid scores will be canceled and score recipients will be notified of the cancellation. Test fees will be forfeited.

For More Information

For information about interpreting your scores, see *Interpreting Your GRE Scores* at www.ets.org/gre/understand.

For detailed information about your performance on the Verbal Reasoning and Quantitative Reasoning sections of the computer-delivered GRE General Test, access the free GRE Diagnostic Service from your ETS account. This service includes a description of the types of questions you answered right and wrong, the difficulty level of each question, and the time spent on each question. This service is available approximately 15 days after your test administration and for six months following your test administration.

If you have any questions concerning your score report, email GRE Services at gre-info@ets.org or call 1-609-771-7670 or 1-866-473-4373 (toll free for test takers in the U.S., U.S. Territories and Canada) between 8 a.m. and 7:45 p.m. (New York Time).

Handbook Section

IELTS Exam Results

ID No	P3572223
Test Date	08 Jul 2017
Full Name	CHETAN KUMAR REDDY KADAPA
Listening	6.50
Reading	5.50
Speaking	6.00
Writing	6.00
OverallBandScore	6.00

TRF Dispatch Details

Courier Name
 Dispatch Date

WELCOME MUNIKUMAR

IELTS Reference No.: IN001-177117-0780 Test Date: 01 November 2018
Module: Academic Fee: 12650
Registration Status: Confirmed

Your Details

Payment Info.

Preparation Materials

Upload Document

Your Test

Contact Us

Your Test Result

Candidate Number: 264547

Overall Band:	6.0
Listening:	5.5
Reading:	6.0
Writing:	5.5
Speaking:	6.0

Disclaimer: Please note that this online provisional and should not be used as a confirmation of your achievement. British will not accept any responsibility in the your result fails to display here or for any your online results, whether due to a technical or administrative procedure.

Explanation of your results

IELTS

Test Report Form

ACADEMIC

NOTE: Authenticity is guaranteed and any fraudulent alteration should be reported to the IELTS® Reading and Writing Modules Operations. Candidates' names and other identifying information are kept separate from test results for security purposes. If a discrepancy with the candidate's language skills is identified in the IELTS Test Report Form, the candidate should contact the centre for more information.

Centre Number: **98201** Date: **02/AUG/2018** Candidate Number: **144299**

Candidate Details

Family Name: [REDACTED]
First Name: [REDACTED]
Candidate ID: [REDACTED]



Date of Birth: **18/01/1995** Sex (M/F): **F** Scheme Code: **Private Candidate**
Country or Region of Origin: [REDACTED]
Country of Nationality: **INDIA**
First Language: **ENGLISH**

Test Results


Listening: **7.0** Reading: **6.5** Writing: **6.5** Speaking: **6.5** Overall Band Score: **6.5** CEFR Level: **B2**

Administrator Comments: [REDACTED]



Administrator's Signature: *[Signature]*

Code: **180802318** Test Report Form Number: **144299/180802318**



The validity of the IELTS Test Report Form can be verified online by registering to participate at <http://www.ukvisas.gov.uk>



CALIFORNIA STATE UNIVERSITY, FULLERTON

Office of Admissions and Records

P.O. Box 6900, Fullerton, CA 92834-6900 / T 657-278-2300 / F 657-278-7699

March 30, 2017

Dear Niharika Anamalamudi,

Congratulations! You have been admitted to California State University, Fullerton for the Fall 2017 semester. On behalf of the University, I want to extend you a warm welcome to the Cal State Fullerton academic community. All segments of our community are pleased that you have selected the University as the place where you will further your academic career.

Major: Computer Science

Degree: MS

As a new student, you will find that the University offers an abundance of possibilities for growth in terms of academics, activities and services. The entire Cal State Fullerton community invites you to take on the intellectual and personal challenges and opportunities that are parts of a university education.

It is important that you review all conditions of your admission to the University for the Fall 2017 term. You may also receive a Graduate Recommendation form in a follow up email or by regular mail from your Department. If received, it is very important you thoroughly review the information on your Graduate Recommendation form.

CSU Fullerton strictly enforces deadlines and may rescind your admission if a required deadline is missed. To view all admission deadlines, please visit the [Important Dates](#) page.

In addition, you will be receiving your "Welcome Packet" and your visa documents separately. Please visit the [International Admissions](#) website for important information about your visa documents and travel plans, registration, housing, and the mandatory International Student Orientation. It is important you log into your [Student Portal](#) to note any "To Do List" items that are required.

All Graduate students who intend to enroll at CSU Fullerton must accept their offer of admission and pay a non-refundable \$250 enrollment deposit. The deposit will offset a portion of your Registration Fees for the first semester. You must accept admission and pay your enrollment deposit through your Student Portal, within the Student Center, beginning February 1, 2017. Under the Admissions area of the Student Center, click on the *Application Status* link. The *Accept/Decline* button will be displayed. Click on the *Accept/Decline* button to accept your admission to CSU Fullerton. Accepting admission and paying the enrollment deposit are required to confirm your intent to enroll at CSU Fullerton. **The acceptance deadline varies by department and/or major.** Please contact your department for the acceptance deadline for your major. For more information please visit our [accepting admission](#) website.

Again, I am pleased that we are able to offer you a place in your chosen field at Cal State Fullerton for the Fall 2017 semester. Please know that the Admissions and Records staff wishes you much success, and we look forward to your becoming an important part of the Cal State Fullerton community. If you have questions please email applyinternational@fullerton.edu, including your CSUF CWID in the subject of your email.

Sincerely,

Jessica M. Wagoner
Director of Admissions

CWID: 893272500

THE CALIFORNIA STATE UNIVERSITY

Bakersfield / Channel Islands / Chico / Dominguez Hills / East Bay / Fresno / Fullerton / Humboldt / Long Beach / Los Angeles / Maritime Academy
Monterey Bay / Northridge / Pomona / Sacramento / San Bernardino / San Diego / San Francisco / San Jose / San Luis Obispo / San Marcos / Sonoma / Stanislaus



CALIFORNIA STATE UNIVERSITY, FULLERTON

Office of Admissions and Records

P.O. Box 6900, Fullerton, CA 92834-6900 / T 657-278-2300 / F 657-278-7699

March 30, 2017

Niharika,

You have been admitted as a post baccalaureate for the term listed below. Please read and follow these instructions for completing your admission here. For additional information, please visit your Student Portal.

Campus-wide ID (CWID):	893272500	Admit term:	Fall 2017
Application number:	00817504	Degree:	MS
Major:	Computer Science	Major Code:	69CPSCPMS
Credential:	MULTIPLE SUBJECT INSTRUCTION		

Conditions of your admission:

Documents required of all post baccalaureate students. Please check your [Student Portal](#) for the specific documents you are required to submit.

- Submit your final official transcripts from all colleges attended by **October 5, 2017**. If we do not receive your final official transcripts from all colleges by this date, a hold will be placed on your record, which will prevent you from registering for spring courses.
- All Graduate students who intend to enroll at CSU Fullerton must accept their offer of admission and pay a non-refundable \$250 enrollment deposit. The deposit will offset a portion of your Registration Fees for the first semester. You can accept admission and pay your enrollment deposit through your Student Portal. The enrollment deposit will be waived for students receiving full financial assistance. If you qualify for the waiver, you must still accept your admission offer by the deadline date. **The acceptance deadline varies by department and/or major.** Please contact your department for the acceptance deadline for your major. Please visit our website for more information about [accepting admission](#).
- If you receive a Graduate Recommendation form sent by your Department, it is important you review it and follow all conditions of your admission.
- To ensure you meet all required admissions deadlines, it is highly recommended you review all deadlines at the [Admissions Deadline](#) website.
- For up-to-date fee information please go to the [Student Financials](#) website.

Follow us on
 **twitter** : @CSUFGradStudies

Find us on
 **facebook.**
"Like" us

<https://www.facebook.com/CSUFOfficeOfGraduateStudies>

THE CALIFORNIA STATE UNIVERSITY

Bakersfield / Channel Islands / Chico / Dominguez Hills / East Bay / Fresno / Fullerton / Humboldt / Long Beach / Los Angeles / Maritime Academy
Monterey Bay / Northridge / Pomona / Sacramento / San Bernardino / San Diego / San Francisco / San Jose / San Luis Obispo / San Marcos / Sonoma / Stanislaus



AP PGECET-2017 Rank Card



(Conducted by Andhra University Visakhapatnam)

Registration No : 6710099888
Candidate's Name : P HEMA MADHURI
Father's Name : P NAGARAJA NAIDU
Address : 19-9-29/9G ,
TIRUCHANOOR ROAD LAKSHMIPURAM
,
TIRUPATI ,
CHITTOOR ,
ANDHRA PRADESH - 517501

Hall Ticket Number

6190220665

Local Area

SVU

Category

OC

Gender

FEMALE

Date of Birth

06/05/1996



P. Hema Madhuri

Subject Code	CS	Subject Name	COMPUTER SCIENCE ENGINEERING
--------------	----	--------------	------------------------------

Marks Obtained	54	Rank in Words	One * One * Three	Rank in Figure	113
----------------	----	---------------	-------------------	----------------	-----

CONVENER
AP PGECET-2017

Print



AP PGECET-2017-Rank Card



(Conducted by Andhra University Visakhapatnam)

Registration No : 6710040730
Candidate's Name : PACHIPALA PRATHAP
P MUNIRAJA
Father's Name : D.NO:12-9,
Address : GARNIMITTAVARI PALLI
BOMMAIAHGARI PALLI,
ROMPICHERLA,
CHITTOOR,
ANDHRA PRADESH - 517192

Hall Ticket Number

6190220678

Local Area

SVU

Category

BC_A

Gender

MALE

Date of Birth

06/05/1996



P. Prathap

Subject Code	CS	Subject Name	COMPUTER SCIENCE ENGINEERING
--------------	----	--------------	------------------------------


Marks Obtained	42	Rank in Words	One * Zero * Zero * Five	Rank in Figure	1005
----------------	----	---------------	--------------------------	----------------	------

CONVENER
AP PGECET-2017

Print



PROVISIONAL ADMISSION LETTER



Date: 21-06-2017

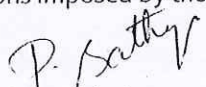
Certified that Mr./Ms. UDAY KIRAN REDDY Appl.No. 2017725192 has been provisionally admitted to M.Tech. Information Technology (Networking), at Vellore campus based on the merit performance in VITMEE-2017, for the academic year 2017-2018. The programme will commence on 10-07-2017.

STATEMENT OF APPROXIMATE EXPENDITURE (in Rupees)				
S.No.	Particulars	2017-18	2018-19	Total Amount
1	Tuition Fees	188,000	186,200	374,200
2	Caution Deposit (Refundable)	2,000	-	2,000
3	Hostel fees & Mess Charges * (Approximate amount for 3 Bed A/C. Non-Veg Mess)	1,21,785	1,21,785	243,570
4	Hostel Caution Deposit (Refundable)*	10,000	-	10,000
Total Amount		321,785	307,985	629,770
(Rupees Six Lakh Twenty Nine Thousand Seven Hundred and Seventy Only)				

*Hostel fee is applicable for those who join the hostel. Hostel fees may vary based on the type of accommodation and mess.

The last date to pay balance tuition fee is 05/07/2017

The sanction of "EDUCATION LOAN" to the student is recommended subject to the conditions imposed by the Bank Authorities.


Authorized Signatory


All admissions are subject to discipline and conduct of the candidate.

In case of withdrawal before the commencement of the programme, we are aware that the counselling fee of Rs.12,000/- (inclusive of service tax) is non-refundable. In the event of discontinuation of studies, I agree to pay the fees for the remaining year/s of the programme.




Signature of the Candidate

Agreed and countersigned by


Signature of the Parent/Guardian 21.6.17

AP PGECET 2017 Rank Card

(Conducted by Andhra University Visakhapatnam)



Registration No : 6710056587
 Candidate's Name : MARTHALA VINOD KUMAR
 REDDY
 Father's Name : M ANANDA REDDY
 Address : 2/3 A ,
 E KOTHAPALLI ,
 PULIVENDULA ,
 KADAPA ,
 AP - 516390

Hall Ticket Number

6150120644

Local Area

SVU

Category

OC

Gender

MALE

Date of Birth

16/04/1994



Vinod

Subject Code	CS	Subject Name	COMPUTER SCIENCE ENGINEERING		
Marks Obtained	46	Rank in Words	Five * One * Two	Rank in Figure	512

CONVENER
 AP PGECET-2017

Print



AP PGECET-2017-Rank Card

(Conducted by Andhra University Visakhapatnam)



Registration No : **6710062970**

Candidate's Name : **KHURESHI KHAJA MOINUDDIN**

Father's Name : **K IBRAHIM**

Address : **19/1/84/1,
VINAYAKA NAGAR OLD TOWN,
ANANTAPUR,
ANANTAPUR,
ANDHRA PRADESH - 515001**

Hall Ticket Number

6110120194

Local Area

AU

Category

BC_E

Gender

MALE

Date of Birth

10/06/1996



Copy

Subject Code

CS

Subject Name

COMPUTER SCIENCE ENGINEERING

Marks Obtained

36

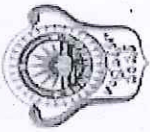
Rank in Words

Two * One * Zero * Three

Rank in Figure

2103

CONVENER
AP PGECET-2017



AP PGCET -2017-Rank Card

(Conducted by Andhra University Visakhapatnam)



Registration No : **6710327277**
Candidate's Name : **KARNAM NAVYA**
Father's Name : **K RAMESH**
Address : **10-15-11,
K K LAYOUT,
TIRUPATI,
CHITTOOR,
ANDHRA PRADESH - 517501**

Hall Ticket Number	6190420433
Local Area	SVU
Category	OC
Gender	FEMALE
Date of Birth	01/01/1996



K. Navya

Subject Code	CS	Subject Name	COMPUTER SCIENCE ENGINEERING
--------------	-----------	--------------	-------------------------------------

Marks Obtained	30	Rank in Words	Two * Nine * Zero * Four	Rank in Figure	2904
----------------	-----------	---------------	---------------------------------	----------------	-------------

CONVENER
AP PGCET-2017

AP PGECET-2017-Rank Card

(Conducted by Andhra University Visakhapatnam)



Registration No :

6710221968

Candidate's Name :

BANNURU USHA SREE

Father's Name :

B VIJAYA BHASKAR REDDY

Address :

H.NO:25/226,
SANJEEVA NAGAR,
NANDYAL,
KURNOOL,
ANDHRA PRADESH - 518501

Hall Ticket Number

6190420097

Local Area

SVU

Category

OC

Gender

FEMALE

Date of Birth

08/11/1995



B. Usha Sree

Subject Code

CS

Subject Name

COMPUTER SCIENCE ENGINEERING

Marks Obtained

47

Rank in Words

Four * Two * Five

Rank in Figure

425

CONVENER
AP PGECET-2017



AP PGECET-2017-Rank Card



(Conducted by Andhra University Visakhapatnam)

Registration No : 6710218904
Candidate's Name : KOVVURU VAMSIDHAR
Father's Name : KOVVURU SUBBARAJU
Address : 26/1099,
RAMESWARAM,
PRODDATUR,
YSR KADAPA,
ANDHRA PRADESH - 516360

Hall Ticket Number

6190420492

Local Area

SVU

Category

BC_A

Gender

MALE

Date of Birth

11/03/1995



K. Vamsidhar

Subject Code	CS	Subject Name	COMPUTER SCIENCE ENGINEERING
--------------	----	--------------	------------------------------

Marks Obtained	31	Rank in Words	Two * Eight * One * Three	Rank in Figure	2813
----------------	----	---------------	---------------------------	----------------	------

CONVENER
AP PGECET-2017



AP PGECET-2017-Rank Card



(Conducted by Andhra University Visakhapatnam)

Registration No : 6710035692
Candidate's Name : GODAVARTHI VENUGOPAL
Father's Name : GODAVARTHI SRINIVASA GUPTA
Address : 20/37,
KARMIKANAGARAM,
GUDIVADA,
KRISHNA,
ANDHRA PRADESH - 521301

Hall Ticket Number
6200320841

Local Area
AU

Category
OC

Gender
MALE

Date of Birth
06/08/1995

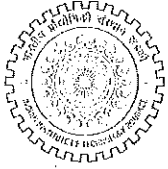


G. Venugopal

Subject Code	CS	Subject Name	COMPUTER SCIENCE ENGINEERING
--------------	----	--------------	------------------------------

Marks Obtained	50	Rank in Words	Two * Five * Four	Rank in Figure	254
----------------	----	---------------	-------------------	----------------	-----

CONVENER
AP PGECET-2017



GATE 2017 Scorecard

Graduate Aptitude Test in Engineering

Name

BATHULA SOUMYA

Registration Number

ME17S27015084

Examination Paper

Mechanical Engineering (ME)



Soumya

(Candidate's Signature)

Mark out of 100*

47.25

Valid from March 26, 2017 to March 26, 2020

Qualifying Marks**

32.7

29.4

21.8

General

OBC (NCL)

SC/ST/PwD

All India Rank in this paper

13030

GATE Score

500

Total Number of Candidates

190648

*Normalized marks for multisession papers

** A candidate is considered qualified if the marks secured are greater than or equal to the qualifying marks mentioned for the category for which valid category certificate, if applicable is produced along with this scorecard.

Digital Fingerprint : 24f61578afee5e222ba1f912f3f2a402

March 26, 2017

Prof. Govind Joseph Chakrapani

Organizing Chairman, GATE 2017 on behalf of NCB-GATE, for MI IRD

The GATE 2017 score is calculated using the formula

$$GATE\ Score = S_q + (S_t - S_q) \frac{(M - M_q)}{(\bar{M}_t - M_q)}$$

where,

M is the marks obtained by the candidate in the paper, mentioned on this score card in GATE 2017

M_q is the qualifying marks for general category candidate in the paper

\bar{M}_t is the mean of marks of top 0.1% or top 10 (whichever is larger) of the candidates who appeared in the paper (in case of multi-session papers including all sessions)

350, is the score assigned to M_q

900, is the score assigned to \bar{M}_t

In the GATE 2017 score formula, M_q is usually 25 marks (out of 100) or $\mu + \sigma$, whichever is greater. Here μ is the mean and σ is the standard deviation of marks of all the candidates who appeared in the paper.

Qualifying in GATE 2017 does not guarantee either an admission to a post-graduate program or a scholarship/assistantship. Admitting institutes may conduct further tests and interviews for final selection.

Codes for XE and XL Paper Sections (compulsory section and any other two sections)

XE: Engineering Sciences

A-Engineering Mathematics (compulsory)

B-Fluid Mechanics

C-Material Science

D-Solid Mechanics

E-Thermodynamics

F-Polymer Science and Engineering

G-Food Technology

H-Atmospheric and Oceanic Sciences

XL: Life Sciences

P-Chemistry (compulsory)

Q-Biochemistry

R-Botany

S-Microbiology

T-Zoology

U-Food Technology

Dr. K.C. VARAPRASAD
Professor & Head
Dept. of Mechanical Engineering
Sree Vidyanikethan Engineering College
TIRUPATI - 517 102

Graduate Aptitude Test in Engineering (GATE) 2017 was organised by Indian Institute of Technology Roorkee on behalf of the National Coordination Board (NCB) for the Department of Higher Education, Ministry of Human Resource Development (MHRD), Government of India.



GATE 2017 Scorecard

Graduate Aptitude Test in Engineering

Name
CHALLAGALI VAMSI

Registration Number
ME17S27019083

Examination Paper
Mechanical Engineering (ME)



Ch Vamsi

(Candidate's Signature)

Candidate Details

Performance

Mark out of 100*	33.26	Valid from	March 26, 2017 to March 26, 2020
Qualifying Marks**	32.7	29.4	21.8
GATE Score	356	All India Rank in this paper	
			26293
	General	OBC (NCL)	SC/ST/PwD
			Total Number of Candidates
			190648

*Normalized marks for multisession papers

** A candidate is considered qualified if the marks secured are greater than or equal to the qualifying marks mentioned for the category for which valid category certificate, if applicable is produced along with this scorecard.

March 26, 2017

G. J. Chakrapani
 Prof. Govind Joseph Chakrapani

Digital Fingerprint : 1b90163d650a45a5ca84d982065cc6b6

Organizing Chairman, GATE 2017 on behalf of NCB-GATE, for MHRD

The GATE 2017 score is calculated using the formula

$$GATE\ Score = S_q + (S_t - S_q) \frac{(M - M_q)}{(\bar{M}_t - M_q)}$$

where,
 M is the marks obtained by the candidate in the paper, mentioned on this score card in GATE 2017
 M_q is the qualifying marks for general category candidate in the paper
 M̄_t is the mean of marks of top 0.1% or top 10 (whichever is larger) of the candidates who appeared in the paper (in case of multisession papers including all sessions)
 S_q = 0, is the score assigned to M_q
 S_t = 100, is the score assigned to M̄_t

In the GATE 2017 score formula, M_q is usually 25 marks (out of 100) or μ + σ, whichever is greater. Here μ is the mean and σ is the standard deviation of marks of all the candidates who appeared in the paper.
 Qualifying in GATE 2017 does not guarantee either an admission to a post-graduate program or a scholarship/assistantship. Admitting institutes may conduct further tests and interviews for final selection.


Codes for XE and XL Paper Sections (compulsory section and any other two sections)

- | | |
|---|--|
| XE: Engineering Sciences
A-Engineering Mathematics (compulsory)
B-Fluid Mechanics
C-Material Science
D-Solid Mechanics
E-Thermodynamics
F-Polymer Science and Engineering
G-Food Technology
H-Atmospheric and Oceanic Sciences | XL: Life Sciences
P-Chemistry (compulsory)
Q-Biochemistry
R-Botany
S-Microbiology
T-Zoology
U-Food Technology |
|---|--|

Dr. K.C. VARAPRASAD
 Professor & Head
 Dept. of Mechanical Engineering
 Sree Vidyanikethan Engineering College
 TIRUPATI - 517 102

Graduate Aptitude Test in Engineering (GATE) 2017 was organised by Indian Institute of Technology Roorkee on behalf of the National Coordination Board (NCB) for the Department of Higher Education, Ministry of Human Resource Development (MHRD), Government of India.


GATE 2017 Scorecard
Graduate Aptitude Test in Engineering




Name: **KATHI SIDDARTHA**

Registration Number: **ME17S27014061**

Examination Paper: **Mechanical Engineering (ME)**





(Candidate's Signature)

Mark out of 100: **29.86**

Qualifying Marks**

General	OBC (NCL)	SC/ST/PWD
32.7	29.4	21.8

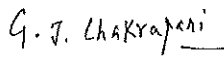
GATE Score: **321**

Valid from **March 26, 2017 to March 26, 2020**

All India Rank in this paper: **31062**

Total Number of Candidates: **190648**

*Normalized marks for multifession papers
** A candidate is considered qualified if the marks secured are greater than or equal to the qualifying marks mentioned for the category for which valid category certificate, if applicable is produced along with this scorecard.


March 26, 2017
 Prof. Govind Joseph Chakrapani
 Organizing Chairman, GATE 2017 on behalf of NCB-GATE, for MHRD

Digital Fingerprint : 30deaf18cc98da60181997f73c2b7864

The GATE 2017 score is calculated using the formula

$$GATE\ Score = S_q + (S_t - S_q) \frac{(M - M_q)}{(M_t - M_q)}$$

where,

M is the marks obtained by the candidate in the paper, mentioned on this score card in GATE 2017

M_q is the qualifying marks for general category candidate in the paper

M_t is the mean of marks of top 0.1% or top 10 (whichever is larger) of the candidates who appeared in the paper (in case of multi-session papers including all sessions)

$S_q = 50$, is the score assigned to M_q

$S_t = 30$, is the score assigned to M_t

In the GATE 2017 score formula, M_q is usually 25 marks (out of 100) or $\mu + \sigma$, whichever is greater. Here μ is the mean and σ is the standard deviation of marks of all the candidates who appeared in the paper.

Qualifying in GATE 2017 does not guarantee either an admission to a post-graduate program or a scholarship/assistantship. Admitting institutes may conduct further tests and interviews for final selection.


Codes for XE and XL Paper Sections (compulsory section and any other two sections)

- | | |
|--|--------------------------|
| XE: Engineering Sciences | XL: Life Sciences |
| A-Engineering Mathematics (compulsory) | P-Chemistry (compulsory) |
| B-Fluid Mechanics | Q-Biochemistry |
| C-Material Science | R-Botany |
| D-Solid Mechanics | S-Microbiology |
| E-Thermodynamics | T-Zoology |
| F-Polymer Science and Engineering | U-Food Technology |
| G-Food Technology | |
| H-Atmospheric and Oceanic Sciences | |

Dr. K.C. VARAPRASAD
 Professor & Head
 Dept. of Mechanical Engineering
 Sree Vidyanikethan Engineering College
 TIRUPATI - 517 102


Graduate Aptitude Test in Engineering (GATE) 2017 was organised by Indian Institute of Technology Roorkee on behalf of the National Coordination Board (NCB) for the Department of Higher Education, Ministry of Human Resource Development (MHRD), Government of India.

Candidate Details



GATE 2017 Scorecard


Graduate Aptitude Test in Engineering



Name: SAI NIKHIL KUMAR REDDY KODURU

Registration Number: ME17S27019046

Examination Paper: Mechanical Engineering (ME)



(Candidate's Signature)

Mark out of 100* 34.95 Valid from **March 26, 2017 to March 26, 2020**

Qualifying Marks** 32.7 29.4 21.8 All India Rank in this paper 24465

GATE Score 373 Total Number of Candidates 190648

*Normalized marks for multisession papers

** A candidate is considered qualified if the marks secured are greater than or equal to the qualifying marks mentioned for the category for which valid category certificate, if applicable is produced along with this scorecard.

Digital Fingerprint : 4033c4e14d70b622895d7ca9ac17d996

March 26, 2017

Prof. Govind Joseph Chakrapani

Organizing Chairman, GATE 2017 on behalf of NCB-GATE, for MHRD

The GATE 2017 score is calculated using the formula

$$GATE\ Score = S_q + (S_t - S_q) \frac{(M - M_q)}{(\bar{M}_t - M_q)}$$

where,

- M is the marks obtained by the candidate in the paper, mentioned on this score card in GATE 2017
- M_q is the qualifying marks for general category candidate in the paper
- M̄_t is the mean of marks of top 0.1% or top 10 (whichever is larger) of the candidates who appeared in the paper (in case of multi-session papers including all sessions)
- S_q = 50, is the score assigned to M_q
- S_t = 100, is the score assigned to M̄_t


In the GATE 2017 score formula, M_q is usually 25 marks (out of 100) or μ + σ, whichever is greater. Here μ is the mean and σ is the standard deviation of marks of all the candidates who appeared in the paper.

Qualifying in GATE 2017 does not guarantee either an admission to a post-graduate program or a scholarship/assistantship. Admitting institutes may conduct further tests and interviews for final selection.

Codes for XE and XL Paper Sections (compulsory section and any other two sections)

- | | |
|--|--------------------------|
| XE: Engineering Sciences | XL: Life Sciences |
| A-Engineering Mathematics (compulsory) | P-Chemistry (compulsory) |
| B-Fluid Mechanics | Q-Biochemistry |
| C-Material Science | R-Botany |
| D-Solid Mechanics | S-Microbiology |
| E-Thermodynamics | T-Zoology |
| F-Polymer Science and Engineering | U-Food Technology |
| G-Food Technology | |
| H-Atmospheric and Oceanic Sciences | |

Dr. K.C. VARAPRASAD
 Professor & Head
 Dept. of Mechanical Engineering
 Sree Vidyanikethan Engineering College
 TIRUPATI - 517 102



GATE 2017 Scorecard

Graduate Aptitude Test in Engineering

Name


KOLLU SATHVIC

Registration Number

ME17S17018071

Examination Paper

Mechanical Engineering (ME)



K. Sathvic

(Candidate's Signature)

Mark out of 100*	44.64	Valid from	March 26, 2017 to	March 26, 2020
Qualifying Marks**	32.7	29.4	21.8	All India Rank in this paper
	General	OBC (NCL)	SC/ST/PwD	14673
GATE Score	517	Total Number of Candidates		190648

*Normalized marks for multisection papers

** A candidate is considered qualified if the marks secured are greater than or equal to the qualifying marks mentioned for the category for which valid category certificate, if applicable is produced along with this scorecard.

March 26, 2017

Prof. Govind Joseph Chakrapani

Digital Fingerprint : 001c5dea313bb1a10d820c91f8cc3cce

Organizing Chairman, GATE 2017 on behalf of NCB-GATE, for MHRD

The GATE 2017 score is calculated using the formula

$$GATE\ Score = S_q + (S_t - S_q) \frac{(M - M_q)}{(\bar{M}_t - M_q)}$$

where,

 M is the marks obtained by the candidate in the paper, mentioned on this score card in GATE 2017 M_q is the qualifying marks for general category candidate in the paper \bar{M}_t is the mean of marks of top 0.1% or top 10 (whichever is larger) of the candidates who appeared in the paper (in case of multi-session papers including all sessions)= 350, is the score assigned to M_q = 900, is the score assigned to M_t the GATE 2017 score formula, M_q is usually 25 marks (out of 100) or $\mu + \sigma$, whichever is greater. Here μ is the mean and σ is the standard deviation of marks of all the candidates who appeared in the paper.

Qualifying in GATE 2017 does not guarantee either an admission to a post-graduate program or a scholarship/assistantship. Admitting institutes may conduct further tests and interviews for final selection.

Codes for XE and XL Paper Sections (compulsory section and any other two sections)

XE: Engineering Sciences

A-Engineering Mathematics (compulsory)

B-Fluid Mechanics

C-Material Science

D-Solid Mechanics

E-Thermodynamics

F-Polymer Science and Engineering

G-Food Technology

H-Atmospheric and Oceanic Sciences

XL: Life Sciences

P-Chemistry (compulsory)

Q-Biochemistry

R-Botany

S-Microbiology

T-Zoology

U-Food Technology

Dr. K. C. VARAPRASAD
Professor & Head
Dept. of Mechanical Engineering
Sree Vidyanikethan Engineering College
TIRUPATI - 517 102

Graduate Aptitude Test in Engineering (GATE) 2017 was organised by Indian Institute of Technology Roorkee on behalf of the National Coordination Board (NCB) for the Department of Higher Education, Ministry of Human Resource Development (MHRD), Government of India.



GATE 2019 Scorecard

Graduate Aptitude Test in Engineering

Candidate's Details

Name


KONASAMUDRAM REVANTH

Registration Number

ME19S27024138

Examination Paper

Mechanical Engineering (ME)



(Candidate's Signature)

Performance

Marks out of 100* **38.68**

Valid from March 17, 2019 to March 16, 2022

 Qualifying Marks** **34.1** **30.7** **22.7**
 General OBC (NCL) SC/ST/PwD
All India Rank in this paper **19836**GATE Score **399**Number of Candidates
Appeared in this paper **167376**

* Normalized marks for multi-session papers

** A candidate is considered qualified if the marks secured are greater than or equal to the qualifying marks mentioned for the category for which valid category certificate, if applicable, is produced along with this scorecard

Digital Fingerprint: 404533d6666d45a2042c89a981142e1



Prof. N. J. Vasa

March 17, 2019

Organizing Chairman, GATE 2019
(on behalf of NCB - GATE, for MHRD)

The GATE 2019 score is calculated using the formula

$$GATE\ Score = S_q + (S_t - S_q) \frac{(M - M_q)}{(\bar{M}_t - M_q)}$$

where,

 M is the marks obtained by the candidate in the paper, mentioned on this GATE 2019 scorecard M_q is the qualifying marks for general category candidate in the paper \bar{M}_t is the mean of marks of top 0.1% or top 10 (whichever is larger) of the candidates who appeared in the paper (in case of multi-session papers including all sessions) $S_q = 350$, is the score assigned to M_q $S_t = 900$, is the score assigned to \bar{M}_t In the GATE 2019 score formula, M_q is 25 marks (out of 100) or $\mu + \sigma$, whichever is greater. Here μ is the mean and σ is the standard deviation of marks of all the candidates who appeared in the paper.

Qualifying in GATE 2019 does not guarantee either an admission to a post-graduate program or a scholarship/assistantship. Admitting institutes may conduct further tests and interviews for final selection.


Codes for XE and XL Paper Sections (compulsory section and any other two sections)**XE: Engineering Sciences**

- A - Engineering Mathematics (compulsory)
- B - Fluid Mechanics
- C - Materials Science
- D - Solid Mechanics
- E - Thermodynamics
- F - Polymer Science and Engineering
- G - Food Technology
- H - Atmospheric and Oceanic Sciences

XL: Life Sciences

- P - Chemistry (compulsory)
- Q - Biochemistry
- R - Botany
- S - Microbiology
- T - Zoology
- U - Food Technology

Graduate Aptitude Test in Engineering (GATE) 2019 was organized by Indian Institute of Technology Madras on behalf of the National Coordination Board (NCB) - GATE for the Department of Higher Education, Ministry of Human Resource Development (MHRD), Government of India.



GATE 2017 Scorecard

Graduate Aptitude Test in Engineering

Name


VENKATASAIKRISHNA MOGILSETTY

Registration Number

ME17S27018087

Examination Paper

Mechanical Engineering (ME)



(Candidate's Signature)

Mark out of 100 45.57 **Valid from** March 26, 2017 **to** March 26, 2020

Qualifying Marks 32.7 **29.4** **21.8** **All India Rank in this paper** 14271

GATE Score 483 **Total Number of Candidates** 190648

General OBC (NCL) SC/ST/PwD

*Normalized marks for multisession papers.

** A candidate is considered qualified if the marks secured are greater than or equal to the qualifying marks mentioned for the category for which valid category certificate, if applicable is produced along with this scorecard.

Digital Fingerprint: 2b0db1463da049172dd06df0c87ab688

March 26, 2017

Prof. Govind Joseph Chakrapani

Organizing Chairman, GATE 2017 on behalf of NCB-GATE, for MHRD

The GATE 2017 score is calculated using the formula

$$GATE\ Score = S_q + (S_t - S_q) \frac{(M - M_q)}{(\bar{M}_t - M_q)}$$

where,

M is the marks obtained by the candidate in the paper, mentioned on this score card in GATE 2017

M_q is the qualifying marks for general category candidate in the paper

\bar{M}_t is the mean of marks of top 0.1% or top 10 (whichever is larger) of the candidates who appeared in the paper (in case of multi-session papers including all sessions)

$S_q = 350$, is the score assigned to M_q

$S_t = 900$, is the score assigned to \bar{M}_t

In the GATE 2017 score formula, M_q is usually 25 marks (out of 100) or $\mu + \sigma$, whichever is greater. Here μ is the mean and σ is the standard deviation of marks of all the candidates who appeared in the paper.

Qualifying in GATE 2017 does not guarantee either an admission to a post-graduate program or a scholarship/assistantship.

Admitting institutes may conduct further tests and interviews for final selection.

Codes for XE and XL Paper Sections (compulsory section and any other two sections)

XE: Engineering Sciences

A-Engineering Mathematics (compulsory)

B-Fluid Mechanics

C-Material Science

D-Solid Mechanics

E-Thermodynamics

F-Polymer Science and Engineering

G-Food Technology

H-Atmospheric and Oceanic Sciences

XL: Life Sciences

P-Chemistry (compulsory)

Q-Biochemistry

R-Botany

S-Microbiology

T-Zoology

U-Food Technology

Dr. K.C. VARAPRASAD


Professor & Head

Dept. of Mechanical Engineering

Sree Vidyanikethan Engineering College


TIRUPATI - 517 102

Graduate Aptitude Test in Engineering (GATE) 2017 was organised by Indian Institute of Technology Roorkee on behalf of the National Coordination Board (NCB) for the Department of Higher Education, Ministry of Human Resource Development (MHRD), Government of India.



GATE 2017 Scorecard

Graduate Aptitude Test in Engineering



Name

PANTRA DINESH

Registration Number

ME17S17015043

Examination Paper

Mechanical Engineering (ME)

P. Dinesh

(Candidate's Signature)

Candidate Details

Performance

Mark out of 100*

46.32

Valid from March 26, 2017 to March 26, 2020

Qualifying Marks**

32.7

29.4

21.8

All India Rank in this paper: 13699

General

OBC (NCL)

SC/ST/PwD

GATE Score

491

Total Number of Candidates: 190648

*Normalized marks for multisession papers

** A candidate is considered qualified if the marks secured are greater than or equal to the qualifying marks mentioned for the category for which valid category certificate, if applicable is produced along with this scorecard.

March 26, 2017

Prof. Govind Joseph Chakrapani

Digital Fingerprint : 8aa51fbc28a0e78447fb91606e3f4456

Organizing Chairman, GATE 2017 on behalf of NCB-GATE, for MHRD

The GATE 2017 score is calculated using the formula

$$GATE\ Score = S_q + (S_t - S_q) \frac{(M - M_q)}{(\bar{M}_t - M_q)}$$

where,

M is the marks obtained by the candidate in the paper, mentioned on this score card in GATE 2017

M_q is the qualifying marks for general category candidate in the paper

\bar{M}_t is the mean of marks of top 0.1% or top 10 (whichever is larger) of the candidates who appeared in the paper (in case of multi-session papers including all sessions)

$S_q = 350$, is the score assigned to M_q

$S_t = 900$, is the score assigned to \bar{M}_t

In the GATE 2017 score formula, M_q is usually 25 marks (out of 100) or $\mu + \sigma$, whichever is greater. Here μ is the mean and σ is the standard deviation of marks of all the candidates who appeared in the paper.

Qualifying in GATE 2017 does not guarantee either an admission to a post-graduate program or a scholarship/assistantship. Admitting institutes may conduct further tests and interviews for final selection.

Codes for XE and XL Paper Sections (compulsory section and any other two sections)

XE: Engineering Sciences

A-Engineering Mathematics (compulsory)

B-Fluid Mechanics

C-Material Science

D-Solid Mechanics

E-Thermodynamics

F-Polymer Science and Engineering

G-Food Technology

H-Atmospheric and Oceanic Sciences

XL: Life Sciences

P-Chemistry (compulsory)

Q-Biochemistry

R-Botany

S-Microbiology

T-Zoology

U-Food Technology

Dr. K.C. VARAPRASAD

Professor & Head

Dept. of Mechanical Engineering

Sree Vidyanikethan Engineering College

IRUPATI - 517 102

Graduate Aptitude Test in Engineering (GATE) 2017 was organised by Indian Institute of Technology Roorkee on behalf of the National Coordination Board (NCB) for the Department of Higher Education, Ministry of Human Resource Development (MHRD), Government of India.



GATE 2019 Scorecard


Graduate Aptitude Test in Engineering

Candidate's Details

Name
SAPRAM GURUPRASAD

Registration Number
ME19S17081057

Examination Paper
Mechanical Engineering (ME)



S. Guruprasad
(Candidate's Signature)

Performance

Marks out of 100* **64.23**

Qualifying Marks**
General: **34.1** OBC (NCL): **30.7** SC/ST/PwD: **22.7**

GATE Score **674**

Valid from March 17, 2019 to March 16, 2022

All India Rank in this paper **3309**

Number of Candidates Appeared in this paper **167376**

* Normalized marks for multi-session papers
** A candidate is considered qualified if the marks secured are greater than or equal to the qualifying marks mentioned for the category for which valid category certificate, if applicable, is produced along with this scorecard

Digital Fingerprint: aaba7eabd820d8ae46a566dddad903a5



N. J. Vasa
Prof. Nilesh J. Vasa March 17, 2019
Organizing Chairman, GATE 2019
(on behalf of NCB - GATE, for MHRD)

The GATE 2019 score is calculated using the formula
$$GATE\ Score = S_q + (S_t - S_q) \frac{(M - M_q)}{(\bar{M}_t - M_q)}$$

where,
 M is the marks obtained by the candidate in the paper, mentioned on this GATE 2019 scorecard
 M_q is the qualifying marks for general category candidate in the paper
 \bar{M}_t is the mean of marks of top 0.1% or top 10 (whichever is larger) of the candidates who appeared in the paper (in case of multi-session papers including all sessions)
 $S_q = 350$, is the score assigned to M_q
 $S_t = 900$, is the score assigned to \bar{M}_t

In the GATE 2019 score formula, M_q is 25 marks (out of 100) or $\mu + \sigma$, whichever is greater. Here μ is the mean and σ is the standard deviation of marks of all the candidates who appeared in the paper.

Qualifying in GATE 2019 does not guarantee either an admission to a post-graduate program or a scholarship/assistantship. Admitting institutes may conduct further tests and interviews for final selection.

Codes for XE and XL Paper Sections (compulsory section and any other two sections)

- XE: Engineering Sciences**
A - Engineering Mathematics (compulsory)
B - Fluid Mechanics
C - Materials Science
D - Solid Mechanics
E - Thermodynamics
F - Polymer Science and Engineering
G - Food Technology
H - Atmospheric and Oceanic Sciences


- XL: Life Sciences**
P - Chemistry (compulsory)
Q - Biochemistry
R - Botany
S - Microbiology
T - Zoology
U - Food Technology

Graduate Aptitude Test in Engineering (GATE) 2019 was organized by Indian Institute of Technology Madras on behalf of the National Coordination Board (NCB) - GATE for the Department of Higher Education, Ministry of Human Resource Development (MHRD), Government of India.



GATE 2017 Scorecard

Graduate Aptitude Test in Engineering



Name
SAPRAM GURUPRASAD

Registration Number
ME17S27016091

Examination Paper
Mechanical Engineering (ME)

S. Gow Prasad
(Candidate's Signature)

Mark out of 100: 47.25 Valid from March 26, 2017 to March 26, 2020

Qualifying Marks: 32.7, 29.4, 21.8 All India Rank in this paper: 13030

GATE Score: 500 Total Number of Candidates: 190648

*Normalized marks for multisession papers

** A candidate is considered qualified if the marks secured are greater than or equal to the qualifying marks mentioned for the category for which valid category certificate, if applicable is produced along with this scorecard.

March 26, 2017 Prof. Govind Joseph Chakrapani
Organizing Chairman, GATE 2017 on behalf of NCB-GATE, for MHRD

Digital Fingerprint : 0476268dd73488199a6dd297de2ab00e

The GATE 2017 score is calculated using the formula

$$GATE\ Score = S_q + (S_t - S_q) \frac{(M - M_q)}{(\bar{M}_t - M_q)}$$

where,
 M is the marks obtained by the candidate in the paper, mentioned on this score card in GATE 2017
 M_q is the qualifying marks for general category candidate in the paper
 M̄_t is the mean of marks of top 0.1% or top 10 (whichever is larger) of the candidates who appeared in the paper (in case of multi-session papers including all sessions)
 = 350, is the score assigned to M_q
 = 900, is the score assigned to M̄_t

In the GATE 2017 score formula, M_q is usually 25 marks (out of 100) or μ + σ, whichever is greater. Here μ is the mean and σ is the standard deviation of marks of all the candidates who appeared in the paper.
 Qualifying in GATE 2017 does not guarantee either an admission to a post-graduate program or a scholarship/assistantship.
 Admitting institutes may conduct further tests and interviews for final selection.

Codes for XE and XL Paper Sections (compulsory section and any other two sections)

- | | |
|--|--------------------------|
| XE: Engineering Sciences | XL: Life Sciences |
| A-Engineering Mathematics (compulsory) | P-Chemistry (compulsory) |
| B-Fluid Mechanics | Q-Biochemistry |
| C-Material Science | R-Botany |
| D-Solid Mechanics | S-Microbiology |
| E-Thermodynamics | T-Zoology |
| F-Polymer Science and Engineering | U-Food Technology |
| G-Food Technology | |
| H-Atmospheric and Oceanic Sciences | |


Dr. K.C. VARAPRASAD
 Professor & Head
 Dept. of Mechanical Engineering
 Sree Vidyanikethan Engineering College
 TIRUPATI - 517 102

Graduate Aptitude Test in Engineering (GATE) 2017 was organised by Indian Institute of Technology Roorkee on behalf of the National Coordination Board (NCB) for the Department of Higher Education, Ministry of Human Resource Development (MHRD), Government of India.



GATE 2017 Scorecard

Graduate Aptitude Test in Engineering



Name
SHAIK TABREZ

Registration Number
ME17S17018076

Examination Paper
Mechanical Engineering (ME)

S.k. Tabrez
(Candidate's Signature)

Candidate Details

Mark out of 100*	33.64	Valid from	March 26, 2017 to March 26, 2020
Qualifying Marks**	32.7 29.4 21.8	All India Rank in this paper	25762
GATE Score	360	Total Number of Candidates	190648

*Normalized marks for multisession papers

** A candidate is considered qualified if the marks secured are greater than or equal to the qualifying marks mentioned for the category for which valid category certificate, if applicable is produced along with this scorecard.

March 26, 2017
Prof. Govind Joseph Chakrapani
Organizing Chairman, GATE 2017 on behalf of NCB-GATE, for MHRD

Digital Fingerprint : 0dc23eed875a1fb46c96800800fbdcd

The GATE 2017 score is calculated using the formula

$$GATE\ Score = S_q + (S_t - S_q) \frac{(M - M_q)}{(\bar{M}_t - M_q)}$$

where,
 M is the marks obtained by the candidate in the paper, mentioned on this score card in GATE 2017
 M_q is the qualifying marks for general category candidate in the paper
 M̄_t is the mean of marks of top 0.1% or top 10 (whichever is larger) of the candidates who appeared in the paper (in case of multi-session papers including all sessions)

S_q = 50, is the score assigned to M_q
 S_t = 0, is the score assigned to M_t

In the GATE 2017 score formula, M_q is usually 25 marks (out of 100) or μ + σ, whichever is greater. Here μ is the mean and σ is the standard deviation of marks of all the candidates who appeared in the paper.
 Qualifying in GATE 2017 does not guarantee either an admission to a post-graduate program or a scholarship/assistantship. Admitting institutes may conduct further tests and interviews for final selection.

Codes for XE and XL Paper Sections (compulsory section and any other two sections)

- | | |
|--|--------------------------|
| XE: Engineering Sciences | XL: Life Sciences |
| A-Engineering Mathematics (compulsory) | P-Chemistry (compulsory) |
| B-Fluid Mechanics | Q-Biochemistry |
| C-Material Science | R-Botany |
| D-Solid Mechanics | S-Microbiology |
| E-Thermodynamics | T-Zoology |
| F-Polymer Science and Engineering | U-Food Technology |
| G-Food Technology | |
| H-Atmospheric and Oceanic Sciences | |

Dr. K.C. VARAPRASAD
 Professor & Head
 Dept. of Mechanical Engineering
 Sree Vidyanikethan Engineering College
 TIRUPATI - 517 102



GATE 2017 Scorecard

Graduate Aptitude Test in Engineering

Name


SURA MANIKANTA REDDY

Registration Number

ME17S27015032

Examination Paper

Mechanical Engineering (ME)



S. Manikanta Reddy

(Candidate's Signature)

Candidate Details

Performance

Mark out of 100* **61.57** Valid from **March 26, 2017 to March 26, 2020**

Qualifying Marks** **32.7** **29.4** **21.8** All India Rank in this paper **4904**

GATE Score **648** Total Number of Candidates **190648**

General OBC (NCL) SC/ST/PwD

*Normalized marks for multisession papers

** A candidate is considered qualified if the marks secured are greater than or equal to the qualifying marks mentioned for the category for which valid category certificate, if applicable is produced along with this scorecard.

March 26, 2017

G. J. Chakrapani
Prof. Govind Joseph Chakrapani

Digital Fingerprint : 9f145e1336b6dc546cdb62a431b99bf3

Organizing Chairman, GATE 2017 on behalf of NCB-GATE, for MHRD

The GATE 2017 score is calculated using the formula

$$GATE\ Score = S_q + (S_t - S_q) \frac{(M - M_q)}{(\bar{M}_t - M_q)}$$

where,

M is the marks obtained by the candidate in the paper, mentioned on this score card in GATE 2017

M_q is the qualifying marks for general category candidate in the paper

\bar{M}_t is the mean of marks of top 0.1% or top 10 (whichever is larger) of the candidates who appeared in the paper (in case of multi-session papers including all sessions)

S_t = 350, is the score assigned to M_q

S_q = 900, is the score assigned to M_t

In the GATE 2017 score formula, M_q is usually 25 marks (out of 100) or μ + σ, whichever is greater. Here μ is the mean and σ is the standard deviation of marks of all the candidates who appeared in the paper.

Qualifying in GATE 2017 does not guarantee either an admission to a post-graduate program or a scholarship/assistantship.

Admitting institutes may conduct further tests and interviews for final selection.

Codes for XE and XL Paper Sections (compulsory section and any other two sections)

- | | |
|--|--------------------------|
| XE: Engineering Sciences | XL: Life Sciences |
| A-Engineering Mathematics (compulsory) | P-Chemistry (compulsory) |
| B-Fluid Mechanics | Q-Biochemistry |
| C-Material Science | R-Botany |
| D-Solid Mechanics | S-Microbiology |
| E-Thermodynamics | T-Zoology |
| F-Polymer Science and Engineering | U-Food Technology |
| G-Food Technology | |
| H-Atmospheric and Oceanic Sciences | |

Dr. K C. VARAPRASAD
Professor & Head
Dept. of Mechanical Engineering
Sree Vidyanikethan Engineering College
TIRUPATI - 517 102

Candidate Details	 GATE 2017 Scorecard Graduate Aptitude Test in Engineering	
	Name THUMMALA SRAVAN CHOWDARI	(Candidate's Signature)
	Registration Number ME17S27018088 Examination Paper Mechanical Engineering (ME)	

Performance

Mark out of 100	40.07	Valid from	March 26, 2017 to	March 26, 2020
Qualifying Marks*	32.7 29.4 21.8	General	OBC (NOL)	SC/ST/PWD
GATE Score	426	All India Rank in this paper		19107
Total Number of Candidates			190648	

*Normalized marks for multisesion papers

** A candidate is considered qualified if the marks secured are greater than or equal to the qualifying marks mentioned for the category for which valid category certificate, if applicable is produced along with this scorecard.

March 26, 2017 Prof. Govind Joseph Chakrapani
 Organizing Chairman, GATE 2017 on behalf of NCB-GATE, for MHRD

Digital Fingerprint : 799383ab1e53ebb11638bab8409d1f4a

The GATE 2017 score is calculated using the formula

$$GATE\ Score = S_q + (S_t - S_q) \frac{(M - M_q)}{(\bar{M}_t - M_q)}$$

where,

- M is the marks obtained by the candidate in the paper, mentioned on this score card in GATE 2017
- M_q is the qualifying marks for general category candidate in the paper
- M_t is the mean of marks of top 0.1% or top 10 (whichever is larger) of the candidates who appeared in the paper (in case of multi-session papers including all sessions)
- S_q = 350, is the score assigned to M_q
- S_t = 900, is the score assigned to M_t


In the GATE 2017 score formula, M_q is usually 25 marks (out of 100) or μ + σ, whichever is greater. Here μ is the mean and σ is the standard deviation of marks of all the candidates who appeared in the paper. Qualifying in GATE 2017 does not guarantee either an admission to a post-graduate program or a scholarship/assistantship. Admitting institutes may conduct further tests and interviews for final selection.

Codes for XE and XL Paper Sections (compulsory section and any other two sections)

XE: Engineering Sciences	XL: Life Sciences
A-Engineering Mathematics (compulsory)	P-Chemistry (compulsory)
B-Fluid Mechanics	Q-Biochemistry
C-Material Science	R-Botany
D-Solid Mechanics	S-Microbiology
E-Thermodynamics	T-Zoology
F-Polymer Science and Engineering	U-Food Technology
G-Food Technology	
H-Atmospheric and Oceanic Sciences	


Dr. K C. VARAPRASAD
 Professor & Head
 Dept. of Mechanical Engineering
 Sree Vidyanikethan Engineering College
 TIRUPATI - 517 102

Graduate Aptitude Test in Engineering (GATE) 2017 was organised by Indian Institute of Technology Roorkee on behalf of the National Coordination Board (NCB) for the Department of Higher Education, Ministry of Human Resource Development (MHRD), Government of India.



GATE 2017 Scorecard

Graduate Aptitude Test in Engineering



Name
V G UDAY KUMAR

Registration Number
ME17S27014018

Examination Paper
Mechanical Engineering (ME)

V G. uday kumar
 (Candidate's Signature)

Candidate Details

Performance

Mark out of 100*	37.73	Valid from	March 26, 2017 to March 26, 2020
Qualifying Marks**	32.7	OBC (NCL)	29.4
	21.8	SC/ST/PWD	21.206
GATE Score	402	Total Number of Candidates	190648

*Normalized marks for multisession papers

** A candidate is considered qualified if the marks secured are greater than or equal to the qualifying marks mentioned for the category for which valid category certificate, if applicable is produced along with this scorecard.

March 26, 2017
 Prof. Govind Joseph Chakrapani
 Organizing Chairman, GATE 2017 on behalf of NCB-GATE, for MHRD

Digital Fingerprint : 1968ba2e40bf6be6e8af6fa070ac44e7

The GATE 2017 score is calculated using the formula

$$GATE\ Score = S_q + (S_t - S_q) \frac{(M - M_q)}{(\bar{M}_t - M_q)}$$

where,
 M is the marks obtained by the candidate in the paper, mentioned on this score card in GATE 2017
 M_q is the qualifying marks for general category candidate in the paper
 M̄_t is the mean of marks of top 0.1% or top 10 (whichever is larger) of the candidates who appeared in the paper (in case of multi-session papers including all sessions)

S_i (0), is the score assigned to M_q
 S_i (1), is the score assigned to M̄_t

In the GATE 2017 score formula, M_q is usually 25 marks (out of 100) or μ + σ, whichever is greater. Here μ is the mean and σ is the standard deviation of marks of all the candidates who appeared in the paper.
 Qualifying in GATE 2017 does not guarantee either an admission to a post-graduate program or a scholarship/assistantship. Admitting institutes may conduct further tests and interviews for final selection.

Codes for XE and XL Paper Sections (compulsory section and any other two sections)

- | | |
|---|--|
| XE: Engineering Sciences
A-Engineering Mathematics (compulsory)
B-Fluid Mechanics
C-Material Science
D-Solid Mechanics
E-Thermodynamics
F-Polymer Science and Engineering
G-Food Technology
H-Atmospheric and Oceanic Sciences | XL: Life Sciences
P-Chemistry (compulsory)
Q-Biochemistry
R-Botany
S-Microbiology
T-Zoology
U-Food Technology |
|---|--|

Dr. K.C. VARAPRASAD
 Professor & Head
 Dept. of Mechanical Engineering
 Sree Vidyanikethan Engineering College
 TIRUPATI - 517 102



Graduate Aptitude Test in Engineering 2017

GATE Online Application Processing System (GOAPS)

Information Brochure
<https://drive.google.com/open?id=0ByPcpXjSiRuVT3BUNk4ybE8xcm8>

Documents For Application
http://www.gate.iitr.ernet.in/?page_id=294

Provisional Certificate
<https://drive.google.com/open?id=0ByPcpXjSiRuVZFiwa1ZrUkhWUWs>

Important Dates
<http://www.gate.iitr.ernet.in/>

Eligibility
http://www.gate.iitr.ernet.in/?page_id=266

FAQs
http://www.gate.iitr.ernet.in/?page_id=311

Welcome, Vellala Laxmi Srinivas

GATE 2017 Result			
Name	VELLALA LAXMI SRINIVAS		
Registration Number	XE17S87019002	Gender	
Male	Male		
Examination Paper	Engineering Sciences (XE) Sections: Fluid Mechanics (B) Thermodynamics (E)		
Marks out of 100*	28.70	All India Rank in this paper	572
Qualifying Marks**	30.40	27.30	20.20
	General	OBC (NCL)	SC/ST/PwD
<p>* Normalized marks for multisection papers (CE, CS, EC, EE, ME)</p> <p>** A candidate is considered qualified if the marks secured are greater than or equal to the qualifying marks mentioned for the category for which a valid Category Certificate, if applicable, is produced along with this scorecard.</p> <p>Note:</p> <ul style="list-style-type: none"> The marks and score provided here are for information only. An electronic or paper copy of this document is not valid for admission. The official GATE 2017 Score Card can be downloaded from the GOAPS site between March 26, 2017 and May 31, 2017 by the qualified candidates only. For the papers CE, CS, EC, EE and ME, qualifying marks and score are based on "Normalized Marks". 			
View Response (https://cdn4.digialm.com//per/g01/pub/585/touchstone/AssessmentQPHTMLMode1//GATE16104/C)			

Dr. K. C. VARAPRASAD
 Professor & Head
 Dept. of Mechanical Engineering
 Sree Vidyanikethan Engineering College
 TIRUPATI - 517 102



GATE 2017 Scorecard

Graduate Aptitude Test in Engineering

Name

YARLAGADDA AKHILA

Registration Number

PI17S37019007

Examination Paper

Production and Industrial Engineering (PI)



Y. Akhila

(Candidate's Signature)

Mark out of 100* **35.36** Valid from **March 26, 2017 to March 26, 2020**
 Qualifying Marks** **33.1** **29.7** **22.0** All India Rank in this paper **385**
 General OBC (NCL) SC/ST/PwD **378** Total Number of Candidates **2915**

*Normalized marks for multisession papers

** A candidate is considered qualified if the marks secured are greater than or equal to the qualifying marks mentioned for the category for which valid category certificate, if applicable is produced along with this scorecard.

Digital Fingerprint : 1d0840b58e1badfa266fafdc2127710f

March 26, 2017

G. J. Chakrapani
Prof. Govind Joseph Chakrapani

Organizing Chairman, GATE 2017 on behalf of NCB-GATE, for MHRD

The GATE 2017 score is calculated using the formula

$$GATE\ Score = S_q + (S_t - S_q) \frac{(M - M_q)}{(\bar{M}_t - M_q)}$$

where,
 M is the marks obtained by the candidate in the paper, mentioned on this score card in GATE 2017
 M_q is the qualifying marks for general category candidate in the paper
 \bar{M}_t is the mean of marks of top 0.1% or top 10 (whichever is larger) of the candidates who appeared in the paper (in case of multi-session papers including all sessions)

- 350, is the score assigned to M_q
- 900, is the score assigned to \bar{M}_t

In the GATE 2017 score formula, M_q is usually 25 marks (out of 100) or $\mu + \sigma$, whichever is greater. Here μ is the mean and σ is the standard deviation of marks of all the candidates who appeared in the paper.

Qualifying in GATE 2017 does not guarantee either an admission to a post-graduate program or a scholarship/assistantship.

Admitting institutes may conduct further tests and interviews for final selection.

Codes for XE and XL Paper Sections (compulsory section and any other two sections)

XE: Engineering Sciences	XL: Life Sciences
A-Engineering Mathematics (compulsory)	P-Chemistry (compulsory)
B-Fluid Mechanics	Q-Biochemistry
C-Material Science	R-Botany
D-Solid Mechanics	S-Microbiology
E-Thermodynamics	T-Zoology
F-Polymer Science and Engineering	U-Food Technology
G-Food Technology	
H-Atmospheric and Oceanic Sciences	

Dr. K.C. VARAPRASAD
 Professor & Head
 Dept. of Mechanical Engineering
 Sree Vidyanikethan Engineering College
 TIRUPATI - 517 102

Graduate Aptitude Test in Engineering (GATE) 2017 was organised by Indian Institute of Technology Roorkee on behalf of the National Coordination Board (NCB) for the Department of Higher Education, Ministry of Human Resource Development (MHRD), Government of India.

13-340

36



TEST TAKER SCORE REPORT

Note: This report is not valid for transmission of scores to an institution.

AKHILA YARLAGADDA

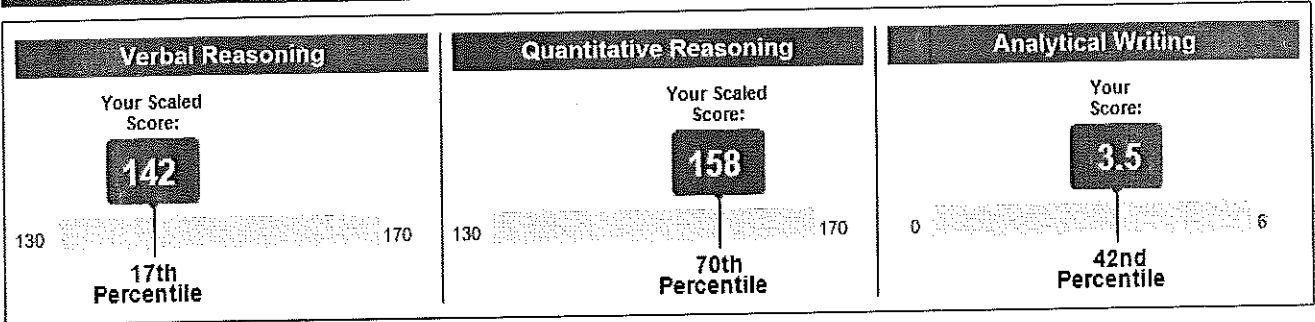
Most Recent Test Date: August 4, 2016

Address: TIRUPATI, POOJITHA RESIDENCY, SHANTHI NAGAR, TIRUPATI, 517501
India

Registration Number: 5604419
Print Date: December 29, 2016

Email: YVSSR@AMARARAJA.CO.IN
Phone: 91-9703333096
Date of Birth: October 1, 1995
Social Security Number (Last Four Digits):
Gender: Female
Intended Graduate Major: Mechanical Engineering (1502)

Your Scores for the General Test Taken on August 4, 2016



Your Test Score History

General Test Scores

Test Date	Verbal Reasoning		Quantitative Reasoning		Analytical Writing	
	Scaled Score	Percentile	Scaled Score	Percentile	Score	Percentile
August 4, 2016	142	17	158	70	3.5	42

Subject Test Scores

You do not have reportable test scores at this time.

Your Score Recipient(s)

Undergraduate Institution

Report Date	Institution (Code)	Department (Code)	Test Title	Test Date
September 2, 2016	AMERICAN U COMPLEMENTARY MED (6746)	CIVIL ENGINEERING (1102)	General Test	August 4, 2016
August 12, 2016	AMERICAN U COMPLEMENTARY MED (6746)	CIVIL ENGINEERING (1102)	General Test	August 4, 2016

Dr. K.C. VARAPRASAD
Professor & Head
Dept. of Mechanical Engineering
Sree Vidyanikethan Engineering College
TIRUPATI - 517 102

IELTS™

Test Report Form

ACADEMIC

NOTE Admission to undergraduate and post graduate courses should be based on the ACADEMIC Reading and Writing Modules.
GENERAL TRAINING Reading and Writing Modules are not designed to test the full range of language skills required for academic purposes.
It is recommended that the candidate's language ability as indicated in this Test Report Form be re-assessed after two years from the date of the test.

Centre Number **IN001** Date **16/FEB/2017** Candidate Number **227773**

Candidate Details

Family Name **MADDUKURI**
First Name **SALTEJA**
Candidate ID **N2611926**






Date of Birth **27/08/1996** Sex (M/F) **M** Scheme Code **Private Candidate**
Country or Region of Origin
Country of Nationality **INDIA**
First Language **TELUGU**

Test Results

Listening **7.5** Reading **6.5** Writing **7.0** Speaking **6.5** Overall Band Score **7.0** CEFR Level **C1**

Administrator Comments

Empty box for administrator comments.



Administrator's Signature

[Handwritten Signature]

Date **02/03/2017**

Test Report Form Number **16IN227773MADS001A**



The validity of this IELTS Test Report Form can be verified online by recognising organisations at <http://ielts.ucles.org.uk>

ATTESTED

KRISHNAKURAM MAHADEVAN
ADVOCATE & NOTARY
GOVT. OF A.P.
Door No. 5-97, Vepamanu Street
TIRUCHANUR-517 603

IELTS™

Test Report Form

ACADEMIC

NOTE: Admission to undergraduate and post graduate courses should be based on the ACADEMIC Reading and Writing Modules. GENERAL TRAINING Reading and Writing Modules are not designed to test the full range of language skills required for academic purposes. It is recommended that the candidate's language ability as indicated in this Test Report Form be re-assessed after two years from the date of the test.

Centre Number

IN855

Date

12/AUG/2017

Candidate Number

124660

Candidate Details

Family Name

NANDYALA

First Name

SASHI KUMAR

Candidate ID

R0736396



Date of Birth

21/07/1996

Sex (M/F)

M

Scheme Code

Private Candidate

Country or Region of Origin

Country of Nationality

INDIA

First Language

TELUGU

Test Results

Listening

7.0

Reading

7.5

Writing

7.0

Speaking

6.0

Overall Band Score

7.0

CEFR Level

C1

Administrator Comments

Centre stamp



Validation stamp



Administrator's Signature

Date

25/08/2017

Test Report Form Number

17IN124660NANS855A



CAMBRIDGE ENGLISH Language Assessment Part of the University of Cambridge

Dr. K.C. VARAPPASAD
Professor & Head
Dept. of Mechanical Engineering
Sree Vidyanikethan Engineering College
517 102

IELTS™

Test Report Form


ACADEMIC

NOTE Admission to undergraduate and post graduate courses should be based on the ACADEMIC Reading and Writing Modules.
GENERAL TRAINING Reading and Writing Modules are not designed to test the full range of language skills required for academic purposes.
It is recommended that the candidate's language ability as indicated in this Test Report Form be re-assessed after two years from the date of the test.

Centre Number **IN001** Date **04/MAR/2017** Candidate Number **266705**

Candidate Details

Family Name **TELAGALAPALLI**
First Name **NIRMAL KUMAR**
Candidate ID **N2723299**




Date of Birth **29/06/1996** Sex (M/F) **M** Scheme Code **Private Candidate**
Country or Region of Origin
Country of Nationality **INDIA**
First Language **TELUGU**

Test Results

Listening **7.5** Reading **7.5** Writing **6.5** Speaking **6.0** Overall Band Score **7.0** CEFR Level **C1**

Administrator Comments



Administrator's Signature


Date **17/03/2017** Test Report Form Number **16IN266705TELN001A**




CAMBRIDGE ENGLISH Language Assessment
Part of the University of Cambridge

13-342 (18)

**COMMON ADMISSION TEST (CAT) 2016
INDIAN INSTITUTES OF MANAGEMENT**



CAT 2016 SCORE CARD

Name of the Candidate : GANDLURI KESAVARDHAN REDDY		
Candidate's Contact Details : 6/106-B 6th ward nallaguttapalli Town/City : bukkapatnam District : Anantapur State : ANDHRA PRADESH Email : g.vardhan254@gmail.com		
CAT Registration Number / User Id	Gender	Date of Birth
6043147	Male	01/Dec/1995
Category	PWD Status(*)	Date and Time of Test
General	Yes	04-Dec-2016 09:00 AM - 12:00 PM

Section		Section		Section		Total	
Verbal Ability & Reading Comprehension		Data Interpretation & Logical Reasoning		Quantitative Ability			
Scaled Score	Percentile	Scaled Score	Percentile	Scaled Score	Percentile	Overall Scaled Score	Overall Percentile
11.95	25.40	10.26	55.72	18.25	69.95	40.46	45.44

- Instructions:**
1. Only candidates who have taken the Common Admission Test (CAT 2016) are entitled to receive the score card. Keep a print-out of this score card for your information pertaining to CAT 2016. You will not receive score card by email or by post.
 2. The Overall Scaled Score is the sum of the scaled scores of the candidate in different components.
 3. Percentile refers to percentage of candidates who receive score less than or equal to the score obtained by the candidate.
 4. IIMs and Non-IIM member institutions independently decide how to use CAT 2016 scores on the basis of their own selection process. The scores are to be used only for selecting the candidates to their Post Graduate / Fellow Programme(s) in Management.
 5. Detection of instances of incorrect information and process violation by a candidate at any stage will lead to disqualification of the candidate. Candidate's score will become null and void and he/she will not be allowed to appear for CAT in future. If such instances go undetected during the current selection process but are detected in subsequent years, such disqualification will take place with retrospective effect.
 6. All queries regarding post-CAT 2016 selection process must be directed to respective IIMs. CAT Centre will not answer post-CAT related queries.
 7. CAT 2016 score is valid only until 31st December 2017 and subject to meeting the minimum eligibility marks in the qualifying examination.
 8. Toll free number 1-800-266-3549 will be available till 20th January, 2017 and webmail support cathelpdesk@iimcat.ac.in will be available till 31st March, 2017 respectively.

(*) Person With Disability.

Dr. C. VARAPRASAD
Professor & Head
Dept. of Mechanical Engineering
Sree Vidyanikethan Engineering College
TIRUPATI - 517 102

MAT-SCORE®

Management Aptitude Test

FORM
NUMBER
821394

TEST
MONTH & YEAR
DECEMBER 2016

ROLL
NUMBER
909640251



SCORE REPORT No.16409391

GENDER : Male

DOB : 12/04/1995



NAME : NIRANJANA KUMAR G

ADDRESS : DR-NO:6-22,UTAKONDA(V),PEAPULLY(M)
KURNOOL(D),
KURNOOL - 518221

DEGREE : ENGG.

CATEGORY : GENERAL

WORK EXPERIENCE : NOT WORKING

SCALED SCORES

Language Comprehension	Percentile Below	Mathematical Skills	Percentile Below	Data Analysis & Sufficiency	Percentile Below	Intelligence & Critical Reasoning	Percentile Below	Composite Score	Percentile Below
38.07	11.95	64.53	90.39	59.59	83.97	40.85	15.47	573.50	61.59

Indian & Global Environment	Percentile Below	NEW DELHI 26/12/2016 719552						SCORE VALID UPTO : DECEMBER 2017	
47.57	47.13	MAT Score is verifiable on www.aima.in during the Score Validity Period.						SANJAY GROVER DIRECTOR	