



## SREE VIDYANIKETHAN ENGINEERING COLLEGE

(AUTONOMOUS)

SREE SAINATH NAGAR, TIRUPATI – 517102

### 5.2.3. Students qualifying in State / National / International level Examinations (IIT / JAM / NET / SLET / GATE / GMAT / CAT / GRE / TOEFL / Civil Services / State government examinations etc.)

| Year                | Branch | GATE                                 | NET                                  | IIT                                  | SLET                                 | GRE                                  | TOEFL                                | IELTS                                | CAT                                  | GMAT                                 | NMAT                                 | Civil Services                       | State government examinations        | Other examinations conducted by the State / Central Government Agencies (Specify) |
|---------------------|--------|--------------------------------------|--------------------------------------|--------------------------------------|--------------------------------------|--------------------------------------|--------------------------------------|--------------------------------------|--------------------------------------|--------------------------------------|--------------------------------------|--------------------------------------|--------------------------------------|---|
|                     |        | Names of students selected/qualified | Names of students selected/qualified | Names of students selected/qualified | Names of students selected/qualified | Names of students selected/qualified | Names of students selected/qualified | Names of students selected/qualified | Names of students selected/qualified | Names of students selected/qualified | Names of students selected/qualified | Names of students selected/qualified | Names of students selected/qualified | Names of students selected/qualified  |
| 2018-19             | CSE    | 11                                   | 0                                    | 0                                    | 0                                    | 3                                    | 0                                    | 1                                    | 2                                    | 2                                    | 0                                    | 0                                    | 0                                    | 0   |
|                     | CSSE   | 0                                    | 0                                    | 0                                    | 0                                    | 1                                    | 0                                    | 0                                    | 0                                    | 0                                    | 0                                    | 0                                    | 0                                    | 0   |
|                     | ECE    | 32                                   | 0                                    | 0                                    | 0                                    | 1                                    | 0                                    | 0                                    | 5                                    | 0                                    | 0                                    | 0                                    | 0                                    | 0   |
|                     | EEE    | 5                                    | 0                                    | 0                                    | 0                                    | 0                                    | 0                                    | 0                                    | 0                                    | 0                                    | 0                                    | 0                                    | 4                                    | 0   |
|                     | EIE    | 1                                    | 0                                    | 0                                    | 0                                    | 1                                    | 0                                    | 4                                    | 0                                    | 0                                    | 0                                    | 0                                    | 0                                    | 0   |
|                     | IT     | 2                                    | 0                                    | 0                                    | 0                                    | 3                                    | 0                                    | 4                                    | 0                                    | 0                                    | 0                                    | 0                                    | 0                                    | 0   |
|                     | ME     | 4                                    | 0                                    | 0                                    | 0                                    | 1                                    | 0                                    | 1                                    | 0                                    | 0                                    | 0                                    | 0                                    | 0                                    | 0   |
|                     | CE     | 0                                    | 0                                    | 0                                    | 0                                    | 0                                    | 0                                    | 0                                    | 0                                    | 0                                    | 0                                    | 0                                    | 0                                    | 0   |
| EXAM WISE SUB TOTAL |        | 55                                   | 0                                    | 0                                    | 0                                    | 10                                   | 0                                    | 10                                   | 7                                    | 2                                    | 0                                    | 0                                    | 4                                    | 0   |

  
**Principal**  
**SREE VIDYANIKETHAN ENGINEERING COLLEGE**  
 (AUTONOMOUS)  
 Sree Sainath Nagar, A. RANGAMPET  
 Chittoor (Dist.) - 517 102, A.P., INDIA



# GATE 2019 Scorecard

## Graduate Aptitude Test in Engineering

Candidate's Details

Name


CHINTALA SREEKAR

Registration Number

CS19S37021166

Examination Paper

Computer Science and Information Technology



(Candidate's Signature)

Performance

Marks out of 100\*

37.00

Valid from March 17, 2019 to March 16, 2022

Qualifying Marks\*\*

29.5

26.6

19.7

General

OBC (NCL)

SC/ST/PwD

All India Rank in this paper

7823

GATE Score

433

Number of Candidates  
Appeared in this paper

99932

\* Normalized marks for multi-session papers

\*\* A candidate is considered qualified if the marks secured are greater than or equal to the qualifying marks mentioned for the category for which valid category certificate, if applicable, is produced along with this scorecard.

Digital Fingerprint: f1804fc419e69f6f72e67725dc2c3fbf



*N. J. Vasa*  
Prof. Nilesh J. Vasa

March 17, 2019

Organizing Chairman, GATE 2019  
(on behalf of NCB - GATE, for MHRD)

The GATE 2019 score is calculated using the formula

$$GATE\ Score = S_q + (S_t - S_q) \frac{(M - M_q)}{(\bar{M}_t - M_q)}$$

where,

$M$  is the marks obtained by the candidate in the paper, mentioned on this GATE 2019 scorecard

$M_q$  is the qualifying marks for general category candidate in the paper

$\bar{M}_t$  is the mean of marks of top 0.1% or top 10 (whichever is larger) of the candidates who appeared in the paper (in case of multi-session papers including all sessions)

$S_q = 350$ , is the score assigned to  $M_q$

$S_t = 900$ , is the score assigned to  $\bar{M}_t$

In the GATE 2019 score formula,  $M_q$  is 25 marks (out of 100) or  $\mu + \sigma$ , whichever is greater. Here  $\mu$  is the mean and  $\sigma$  is the standard deviation of marks of all the candidates who appeared in the paper.

Qualifying in GATE 2019 does not guarantee either an admission to a post-graduate program or a scholarship/assistantship. Admitting institutes may conduct further tests and interviews for final selection.

**Codes for XE and XL Paper Sections (compulsory section and any other two sections)**

**XE: Engineering Sciences**

A - Engineering Mathematics (compulsory)

B - Fluid Mechanics

C - Materials Science

D - Solid Mechanics

E - Thermodynamics

F - Polymer Science and Engineering

G - Food Technology

H - Atmospheric and Oceanic Sciences

**XL: Life Sciences**

P - Chemistry (compulsory)

Q - Biochemistry

R - Botany

S - Microbiology

T - Zoology

U - Food Technology

Graduate Aptitude Test in Engineering (GATE) 2019 was organized by Indian Institute of Technology Madras on behalf of the National Coordination Board (NCB) - GATE for the Department of Higher Education, Ministry of Human Resource Development (MHRD), Government of India.



# GATE 2019 Scorecard

## Graduate Aptitude Test in Engineering

Candidate's Details

Name


DHUDALA VENU

Registration Number

CS19S37021176

Examination Paper

Computer Science and Information Technology



D. Venu

(Candidate's Signature)

Performance

Marks out of 100\*

33.67

Valid from March 17, 2019 to March 16, 2022

Qualifying Marks\*\*

29.5

26.6

19.7

General OBC (NCL) SC/ST/PwD

All India Rank in this paper

10213

GATE Score

396

Number of Candidates  
Appeared in this paper

99932

\* Normalized marks for multi-session papers

\*\* A candidate is considered qualified if the marks secured are greater than or equal to the qualifying marks mentioned for the category for which valid category certificate, if applicable, is produced along with this scorecard

Digital Fingerprint: 91cff62981e68dfb0b5ea702c3a3c7c5



N. J. Vasa  
Prof. Nilesh J. Vasa

March 17, 2019

Organizing Chairman, GATE 2019  
(on behalf of NCB - GATE, for MHRD)

The GATE 2019 score is calculated using the formula

$$GATE\ Score = S_q + (S_t - S_q) \frac{(M - M_q)}{(\bar{M}_t - M_q)}$$

where,

$M$  is the marks obtained by the candidate in the paper, mentioned on this GATE 2019 scorecard

$M_q$  is the qualifying marks for general category candidate in the paper

$\bar{M}_t$  is the mean of marks of top 0.1% or top 10 (whichever is larger) of the candidates who appeared in the paper (in case of multi-session papers including all sessions)

$S_q = 350$ , is the score assigned to  $M_q$

$S_t = 900$ , is the score assigned to  $\bar{M}_t$

In the GATE 2019 score formula,  $M_q$  is 25 marks (out of 100) or  $\mu + \sigma$ , whichever is greater. Here  $\mu$  is the mean and  $\sigma$  is the standard deviation of marks of all the candidates who appeared in the paper.

Qualifying in GATE 2019 does not guarantee either an admission to a post-graduate program or a scholarship/assistantship. Admitting institutes may conduct further tests and interviews for final selection.

**Codes for XE and XL Paper Sections (compulsory section and any other two sections)**

**XE: Engineering Sciences**

A - Engineering Mathematics (compulsory)

B - Fluid Mechanics

C - Materials Science

D - Solid Mechanics

E - Thermodynamics

F - Polymer Science and Engineering

G - Food Technology

H - Atmospheric and Oceanic Sciences

**XL: Life Sciences**

P - Chemistry (compulsory)

Q - Biochemistry

R - Botany

S - Microbiology

T - Zoology

U - Food Technology

Graduate Aptitude Test in Engineering (GATE) 2019 was organized by Indian Institute of Technology Madras on behalf of the National Coordination Board (NCB) - GATE for the Department of Higher Education, Ministry of Human Resource Development (MHRD), Government of India.



# GATE 2019 Scorecard

## Graduate Aptitude Test in Engineering

Candidate's Details

Name

GUTHIKONDA VIVEK

Registration Number

CS19S37021132

Examination Paper

Computer Science and Information Technology



*G. Luck*

(Candidate's Signature)

Performance

Marks out of 100\*

37.00

Valid from March 17, 2019 to March 16, 2022

Qualifying Marks\*\*

29.5

26.6

19.7

General

OBC (NCL)

SC/ST/PwD

All India Rank in this paper

7823

GATE Score

433

Number of Candidates  
Appeared in this paper

99932

\* Normalized marks for multi-session papers

\*\* A candidate is considered qualified if the marks secured are greater than or equal to the qualifying marks mentioned for the category for which valid category certificate, if applicable, is produced along with this scorecard

Digital Fingerprint: e21b7bae11aed00ece746a8158f3a72d



*N. J. Vasu*  
Prof. Nilesh J. Vasu

March 17, 2019

Organizing Chairman, GATE 2019  
(on behalf of NCB - GATE, for MHRD)

The GATE 2019 score is calculated using the formula

$$GATE\ Score = S_q + (S_t - S_q) \frac{(M - M_q)}{(\bar{M}_t - M_q)}$$

where,

$M$  is the marks obtained by the candidate in the paper, mentioned on this GATE 2019 scorecard

$M_q$  is the qualifying marks for general category candidate in the paper

$\bar{M}_t$  is the mean of marks of top 0.1% or top 10 (whichever is larger) of the candidates who appeared in the paper (in case of multi-session papers including all sessions)

$S_q = 350$ , is the score assigned to  $M_q$

$S_t = 900$ , is the score assigned to  $\bar{M}_t$

In the GATE 2019 score formula,  $M_q$  is 25 marks (out of 100) or  $\mu + \sigma$ , whichever is greater. Here  $\mu$  is the mean and  $\sigma$  is the standard deviation of marks of all the candidates who appeared in the paper.

Qualifying in GATE 2019 does not guarantee either an admission to a post-graduate program or a scholarship/assistantship. Admitting institutes may conduct further tests and interviews for final selection.

**Codes for XE and XL Paper Sections (compulsory section and any other two sections)**

**XE: Engineering Sciences**

A - Engineering Mathematics (compulsory)

B - Fluid Mechanics

C - Materials Science

D - Solid Mechanics

E - Thermodynamics

F - Polymer Science and Engineering

G - Food Technology

H - Atmospheric and Oceanic Sciences

**XL: Life Sciences**

P - Chemistry (compulsory)

Q - Biochemistry

R - Botany

S - Microbiology

T - Zoology

U - Food Technology

Graduate Aptitude Test in Engineering (GATE) 2019 was organized by Indian Institute of Technology Madras on behalf of the National Coordination Board (NCB) - GATE for the Department of Higher Education, Ministry of Human Resource Development (MHRD), Government of India.





# GATE 2019 Scorecard

## Graduate Aptitude Test in Engineering

Candidate's Details

Name


CHIRUDEEP NAMINI

Registration Number

CS19S37024005

Examination Paper

Computer Science and Information Technology



*N. Chirup*

(Candidate's Signature)

Performance

Marks out of 100\*

60.33

Valid from March 17, 2019 to March 16, 2022

Qualifying Marks\*\*

29.5

26.6

19.7

General

OBC (NCL)

SC/ST/PwD

All India Rank in this paper

888

GATE Score

692

Number of Candidates  
Appeared in this paper

99932

\* Normalized marks for multi-session papers

\*\* A candidate is considered qualified if the marks secured are greater than or equal to the qualifying marks mentioned for the category for which valid category certificate, if applicable, is produced along with this scorecard

Digital Fingerprint: 49ab12ad6f4df0a61fe530b115d5287e



*N. J. Vasa*

Prof. Nilesh J. Vasa

March 17, 2019

Organizing Chairman, GATE 2019  
(on behalf of NCB - GATE, for MHRD)

The GATE 2019 score is calculated using the formula

$$GATE\ Score = S_q + (S_t - S_q) \frac{(M - M_q)}{(\bar{M}_t - M_q)}$$

where,

$M$  is the marks obtained by the candidate in the paper, mentioned on this GATE 2019 scorecard

$M_q$  is the qualifying marks for general category candidate in the paper

$\bar{M}_t$  is the mean of marks of top 0.1% or top 10 (whichever is larger) of the candidates who appeared in the paper (in case of multi-session papers including all sessions)

$S_q = 350$ , is the score assigned to  $M_q$

$S_t = 900$ , is the score assigned to  $\bar{M}_t$

In the GATE 2019 score formula,  $M_q$  is 25 marks (out of 100) or  $\mu + \sigma$ , whichever is greater. Here  $\mu$  is the mean and  $\sigma$  is the standard deviation of marks of all the candidates who appeared in the paper.

Qualifying in GATE 2019 does not guarantee either an admission to a post-graduate program or a scholarship/assistantship. Admitting institutes may conduct further tests and interviews for final selection.

**Codes for XE and XL Paper Sections (compulsory section and any other two sections)**

**XE: Engineering Sciences**

A - Engineering Mathematics (compulsory)

B - Fluid Mechanics

C - Materials Science

D - Solid Mechanics

E - Thermodynamics

F - Polymer Science and Engineering

G - Food Technology

H - Atmospheric and Oceanic Sciences

**XL: Life Sciences**

P - Chemistry (compulsory)

Q - Biochemistry

R - Botany

S - Microbiology

T - Zoology

U - Food Technology

Graduate Aptitude Test in Engineering (GATE) 2019 was organized by Indian Institute of Technology Madras on behalf of the National Coordination Board (NCB) - GATE for the Department of Higher Education, Ministry of Human Resource Development (MHRD), Government of India.



# GATE 2019 Scorecard

## Graduate Aptitude Test in Engineering

Candidate's Details

Name

VAMSI YADAV NARAGONDLA

Registration Number

CS19S37020065

Examination Paper

Computer Science and Information Technology



*N. Vamsi*

(Candidate's Signature)

Performance

Marks out of 100\*

33.00

Valid from March 17, 2019 to March 16, 2022

Qualifying Marks\*\*

29.5

26.6

19.7

General

OBC (NCL)

SC/ST/PwD

All India Rank in this paper

10776

GATE Score

389

Number of Candidates  
Appeared in this paper

99932

\* Normalized marks for multi-session papers

\*\* A candidate is considered qualified if the marks secured are greater than or equal to the qualifying marks mentioned for the category for which valid category certificate, if applicable, is produced along with this scorecard.

Digital Fingerprint: a28a3134acde4e23f1e6d4f434d995b0



*N. J. Vasa*

Prof. Nilesh J. Vasa

March 17, 2019

Organizing Chairman, GATE 2019  
(on behalf of NCB - GATE, for MHRD)

The GATE 2019 score is calculated using the formula

$$GATE\ Score = S_q + (S_t - S_q) \frac{(M - M_q)}{(\bar{M}_t - M_q)}$$

where,

$M$  is the marks obtained by the candidate in the paper, mentioned on this GATE 2019 scorecard

$M_q$  is the qualifying marks for general category candidate in the paper

$\bar{M}_t$  is the mean of marks of top 0.1% or top 10 (whichever is larger) of the candidates who appeared in the paper (in case of multi-session papers including all sessions)

$S_q = 350$ , is the score assigned to  $M_q$

$S_t = 900$ , is the score assigned to  $\bar{M}_t$

In the GATE 2019 score formula,  $M_q$  is 25 marks (out of 100) or  $\mu + \sigma$ , whichever is greater. Here  $\mu$  is the mean and  $\sigma$  is the standard deviation of marks of all the candidates who appeared in the paper.

Qualifying in GATE 2019 does not guarantee either an admission to a post-graduate program or a scholarship/assistantship. Admitting institutes may conduct further tests and interviews for final selection.

**Codes for XE and XL Paper Sections (compulsory section and any other two sections)**

**XE: Engineering Sciences**

A - Engineering Mathematics (compulsory)

B - Fluid Mechanics

C - Materials Science

D - Solid Mechanics

E - Thermodynamics

F - Polymer Science and Engineering

G - Food Technology

H - Atmospheric and Oceanic Sciences

**XL: Life Sciences**

P - Chemistry (compulsory)

Q - Biochemistry

R - Botany

S - Microbiology

T - Zoology

U - Food Technology

Graduate Aptitude Test in Engineering (GATE) 2019 was organized by Indian Institute of Technology Madras on behalf of the National Coordination Board (NCB) - GATE for the Department of Higher Education, Ministry of Human Resource Development (MHRD), Government of India.



# GATE 2019 Scorecard

## Graduate Aptitude Test in Engineering

9

Candidate's Details

Name


MEGHANATHA REDDY NARALA

Registration Number

CS19S37024175

Examination Paper

Computer Science and Information Technology



N. Meghanatha Reddy

(Candidate's Signature)

Performance

Marks out of 100\*

47.00

Valid from March 17, 2019 to March 16, 2022

Qualifying Marks\*\*

29.5

26.6

19.7

All India Rank in this paper

3415

General OBC (NCL) SC/ST/PwD

GATE Score

544

Number of Candidates  
Appeared in this paper

99932

\* Normalized marks for multi-session papers

\*\* A candidate is considered qualified if the marks secured are greater than or equal to the qualifying marks mentioned for the category for which valid category certificate, if applicable, is produced along with this scorecard

Digital Fingerprint: 5bb12482a5cd6d9b964508271ab61f38



N. J. Vasa

Prof. Nilesh J. Vasa

March 17, 2019

Organizing Chairman, GATE 2019  
(on behalf of NCB - GATE, for MHRD)

The GATE 2019 score is calculated using the formula

$$GATE\ Score = S_q + (S_t - S_q) \frac{(M - M_q)}{(\bar{M}_t - M_q)}$$

where,

$M$  is the marks obtained by the candidate in the paper, mentioned on this GATE 2019 scorecard

$M_q$  is the qualifying marks for general category candidate in the paper

$\bar{M}_t$  is the mean of marks of top 0.1% or top 10 (whichever is larger) of the candidates who appeared in the paper (in case of multi-session papers including all sessions)

$S_q = 350$ , is the score assigned to  $M_q$

$S_t = 900$ , is the score assigned to  $\bar{M}_t$

In the GATE 2019 score formula,  $M_q$  is 25 marks (out of 100) or  $\mu + \sigma$ , whichever is greater. Here  $\mu$  is the mean and  $\sigma$  is the standard deviation of marks of all the candidates who appeared in the paper.

Qualifying in GATE 2019 does not guarantee either an admission to a post-graduate program or a scholarship/assistantship. Admitting institutes may conduct further tests and interviews for final selection.

**Codes for XE and XL Paper Sections (compulsory section and any other two sections)**

**XE: Engineering Sciences**

A - Engineering Mathematics (compulsory)

B - Fluid Mechanics

C - Materials Science

D - Solid Mechanics

E - Thermodynamics

F - Polymer Science and Engineering

G - Food Technology

H - Atmospheric and Oceanic Sciences

**XL: Life Sciences**

P - Chemistry (compulsory)

Q - Biochemistry

R - Botany

S - Microbiology

T - Zoology

U - Food Technology

Graduate Aptitude Test in Engineering (GATE) 2019 was organized by Indian Institute of Technology Madras on behalf of the National Coordination Board (NCB) - GATE for the Department of Higher Education, Ministry of Human Resource Development (MHRD), Government of India.



# GATE 2019 Scorecard

## Graduate Aptitude Test in Engineering

Candidate's Details

Name

PRANEETH REDDY P

Registration Number

CS19S37022168

Examination Paper

Computer Science and Information Technology



*Praneeth*

(Candidate's Signature)

Performance

Marks out of 100\*

45.00

Qualifying Marks\*\*

29.5

26.6

19.7

General

OBC (NCL)

SC/ST/PwD

GATE Score

522

Valid from March 17, 2019 to March 16, 2022

All India Rank in this paper

4102

Number of Candidates  
Appeared in this paper

99932

\* Normalized marks for multi-session papers

\*\* A candidate is considered qualified if the marks secured are greater than or equal to the qualifying marks mentioned for the category for which valid category certificate, if applicable, is produced along with this scorecard

Digital Fingerprint: 593ce63bc39e092ce8f3a700d7484d40



*N. J. Vasu*  
Prof. Nilesh J. Vasu

March 17, 2019

Organizing Chairman, GATE 2019  
(on behalf of NCB - GATE, for MHRD)

The GATE 2019 score is calculated using the formula

$$GATE\ Score = S_q + (S_t - S_q) \frac{(M - M_q)}{(\bar{M}_t - M_q)}$$

where,

$M$  is the marks obtained by the candidate in the paper, mentioned on this GATE 2019 scorecard

$M_q$  is the qualifying marks for general category candidate in the paper

$\bar{M}_t$  is the mean of marks of top 0.1% or top 10 (whichever is larger) of the candidates who appeared in the paper (in case of multi-session papers including all sessions)

$S_q = 350$ , is the score assigned to  $M_q$

$S_t = 900$ , is the score assigned to  $\bar{M}_t$

In the GATE 2019 score formula,  $M_q$  is 25 marks (out of 100) or  $\mu + \sigma$ , whichever is greater. Here  $\mu$  is the mean and  $\sigma$  is the standard deviation of marks of all the candidates who appeared in the paper.

Qualifying in GATE 2019 does not guarantee either an admission to a post-graduate program or a scholarship/assistantship. Admitting institutes may conduct further tests and interviews for final selection.

**Codes for XE and XL Paper Sections (compulsory section and any other two sections)**

**XE: Engineering Sciences**

A - Engineering Mathematics (compulsory)

B - Fluid Mechanics

C - Materials Science

D - Solid Mechanics

E - Thermodynamics

F - Polymer Science and Engineering

G - Food Technology

H - Atmospheric and Oceanic Sciences

**XL: Life Sciences**

P - Chemistry (compulsory)

Q - Biochemistry

R - Botany

S - Microbiology

T - Zoology

U - Food Technology

Graduate Aptitude Test in Engineering (GATE) 2019 was organized by Indian Institute of Technology Madras on behalf of the National Coordination Board (NCB) - GATE for the Department of Higher Education, Ministry of Human Resource Development (MHRD), Government of India.



# GATE 2019 Scorecard

## Graduate Aptitude Test in Engineering

15

Candidate's Details

Name


NAGA CHAITHANYA RAO SHILAVANTHA

Registration Number

CS19S37021013

Examination Paper

Computer Science and Information Technology



*(Signature)*

(Candidate's Signature)

Performance

Marks out of 100\*

28.00

Valid from March 17, 2019 to March 16, 2022

Qualifying Marks\*\*

29.5

26.6

19.7

All India Rank in this paper

16052

General

OBC (NCL)

SC/ST/PwD

GATE Score

333

Number of Candidates  
Appeared in this paper

99932

\* Normalized marks for multi-session papers

\*\* A candidate is considered qualified if the marks secured are greater than or equal to the qualifying marks mentioned for the category for which valid category certificate, if applicable, is produced along with this scorecard

Digital Fingerprint: a8a8dc64ba8e603b53132763e402495b



*N. J. Vasu*  
Prof. Nilesh J. Vasu

March 17, 2019

Organizing Chairman, GATE 2019  
(on behalf of NCB - GATE, for MHRD)

The GATE 2019 score is calculated using the formula

$$GATE\ Score = S_q + (S_t - S_q) \frac{(M - M_q)}{(\bar{M}_t - M_q)}$$

where,

$M$  is the marks obtained by the candidate in the paper, mentioned on this GATE 2019 scorecard

$M_q$  is the qualifying marks for general category candidate in the paper

$\bar{M}_t$  is the mean of marks of top 0.1% or top 10 (whichever is larger) of the candidates who appeared in the paper (in case of multi-session papers including all sessions)

$S_q = 350$ , is the score assigned to  $M_q$

$S_t = 900$ , is the score assigned to  $\bar{M}_t$

In the GATE 2019 score formula,  $M_q$  is 25 marks (out of 100) or  $\mu + \sigma$ , whichever is greater. Here  $\mu$  is the mean and  $\sigma$  is the standard deviation of marks of all the candidates who appeared in the paper.

Qualifying in GATE 2019 does not guarantee either an admission to a post-graduate program or a scholarship/assistantship. Admitting institutes may conduct further tests and interviews for final selection.

**Codes for XE and XL Paper Sections (compulsory section and any other two sections)**

**XE: Engineering Sciences**

A - Engineering Mathematics (compulsory)

B - Fluid Mechanics

C - Materials Science

D - Solid Mechanics

E - Thermodynamics

F - Polymer Science and Engineering

G - Food Technology

H - Atmospheric and Oceanic Sciences

**XL: Life Sciences**

P - Chemistry (compulsory)

Q - Biochemistry

R - Botany

S - Microbiology

T - Zoology

U - Food Technology

Graduate Aptitude Test in Engineering (GATE) 2019 was organized by Indian Institute of Technology Madras on behalf of the National Coordination Board (NCB) - GATE for the Department of Higher Education, Ministry of Human Resource Development (MHRD), Government of India.



# GATE 2019 Scorecard

## Graduate Aptitude Test in Engineering

Candidate's Details

Name


SOMALA YASHWANTH REDDY

Registration Number

CS19S37021085

Examination Paper

Computer Science and Information Technology



(Candidate's Signature)

Performance

Marks out of 100\*

52.67

Qualifying Marks\*\*

29.5

26.6

19.7

General OBC (NCL) SC/ST/PwD

GATE Score

607

Valid from March 17, 2019 to March 16, 2022

All India Rank in this paper

2050

Number of Candidates  
Appeared in this paper

99932

\* Normalized marks for multi-session papers

\*\* A candidate is considered qualified if the marks secured are greater than or equal to the qualifying marks mentioned for the category for which valid category certificate, if applicable, is produced along with this scorecard

Digital Fingerprint: e16d6e3c4068cd02cdfa38fc66f56e1b



N. J. Vasa

Prof. Nilesh J. Vasa

March 17, 2019

Organizing Chairman, GATE 2019  
(on behalf of NCB - GATE, for MHRD)

The GATE 2019 score is calculated using the formula

$$GATE\ Score = S_q + (S_t - S_q) \frac{(M - M_q)}{(\bar{M}_t - M_q)}$$

where,

 $M$  is the marks obtained by the candidate in the paper, mentioned on this GATE 2019 scorecard $M_q$  is the qualifying marks for general category candidate in the paper $\bar{M}_t$  is the mean of marks of top 0.1% or top 10 (whichever is larger) of the candidates who appeared in the paper (in case of multi-session papers including all sessions) $S_q = 350$ , is the score assigned to  $M_q$  $S_t = 900$ , is the score assigned to  $\bar{M}_t$ In the GATE 2019 score formula,  $M_q$  is 25 marks (out of 100) or  $\mu + \sigma$ , whichever is greater. Here  $\mu$  is the mean and  $\sigma$  is the standard deviation of marks of all the candidates who appeared in the paper.

Qualifying in GATE 2019 does not guarantee either an admission to a post-graduate program or a scholarship/assistantship. Admitting institutes may conduct further tests and interviews for final selection.

Codes for XE and XL Paper Sections (compulsory section and any other two sections)

XE: Engineering Sciences

A - Engineering Mathematics (compulsory)

B - Fluid Mechanics

C - Materials Science

D - Solid Mechanics

E - Thermodynamics

F - Polymer Science and Engineering

G - Food Technology

H - Atmospheric and Oceanic Sciences

XL: Life Sciences

P - Chemistry (compulsory)

Q - Biochemistry

R - Botany

S - Microbiology

T - Zoology

U - Food Technology

Graduate Aptitude Test in Engineering (GATE) 2019 was organized by Indian Institute of Technology Madras on behalf of the National Coordination Board (NCB) - GATE for the Department of Higher Education, Ministry of Human Resource Development (MHRD), Government of India.



# GATE 2019 Scorecard

## Graduate Aptitude Test in Engineering

Candidate's Details

Name


RAVI KRISHNA YEDDULA

Registration Number

CS19S37021083

Examination Paper

Computer Science and Information Technology



*Ravi Krishna*

(Candidate's Signature)

Performance

Marks out of 100\*

20.00

Valid from March 17, 2019 to March 16, 2022

Qualifying Marks\*\*

29.5

26.6

19.7

General

OBC (NCL)

SC/ST/PwD

All India Rank in this paper

30393

GATE Score

245

Number of Candidates  
Appeared in this paper

99932

\* Normalized marks for multi-session papers

\*\* A candidate is considered qualified if the marks secured are greater than or equal to the qualifying marks mentioned for the category for which valid category certificate, if applicable, is produced along with this scorecard.

Digital Fingerprint: d0f77580dd9c6ee23f22749251d1a33



*N. J. Vasa*  
Prof. Nilesh J. Vasa

March 17, 2019

Organizing Chairman, GATE 2019  
(on behalf of NCB - GATE, for MHRD)

The GATE 2019 score is calculated using the formula

$$GATE\ Score = S_q + (S_t - S_q) \frac{(M - M_q)}{(\bar{M}_t - M_q)}$$

where,

$M$  is the marks obtained by the candidate in the paper, mentioned on this GATE 2019 scorecard

$M_q$  is the qualifying marks for general category candidate in the paper

$\bar{M}_t$  is the mean of marks of top 0.1% or top 10 (whichever is larger) of the candidates who appeared in the paper (in case of multi-session papers including all sessions)

$S_q = 350$ , is the score assigned to  $M_q$

$S_t = 900$ , is the score assigned to  $\bar{M}_t$

In the GATE 2019 score formula,  $M_q$  is 25 marks (out of 100) or  $\mu + \sigma$ , whichever is greater. Here  $\mu$  is the mean and  $\sigma$  is the standard deviation of marks of all the candidates who appeared in the paper.

Qualifying in GATE 2019 does not guarantee either an admission to a post-graduate program or a scholarship/assistantship. Admitting institutes may conduct further tests and interviews for final selection.

**Codes for XE and XL Paper Sections (compulsory section and any other two sections)**

**XE: Engineering Sciences**

A - Engineering Mathematics (compulsory)

B - Fluid Mechanics

C - Materials Science

D - Solid Mechanics

E - Thermodynamics

F - Polymer Science and Engineering

G - Food Technology

H - Atmospheric and Oceanic Sciences

**XL: Life Sciences**

P - Chemistry (compulsory)

Q - Biochemistry

R - Botany

S - Microbiology

T - Zoology

U - Food Technology

Graduate Aptitude Test in Engineering (GATE) 2019 was organized by Indian Institute of Technology Madras on behalf of the National Coordination Board (NCB) - GATE for the Department of Higher Education, Ministry of Human Resource Development (MHRD), Government of India.





# GATE 2019 Scorecard

## Graduate Aptitude Test in Engineering

Candidate's Details

Name


NAVEEN KUMAR REDDY PARASALA

Registration Number

CS19S37021159

Examination Paper

Computer Science and Information Technology



*P. N. Vasu*

(Candidate's Signature)

Performance

Marks out of 100\*

36.67

Valid from March 17, 2019 to March 16, 2022

Qualifying Marks\*\*

29.5

26.6

19.7

General OBC (NCL) SC/ST/PwD

All India Rank in this paper

8042

GATE Score

430

Number of Candidates  
Appeared in this paper

99932

\* Normalized marks for multi-session papers

\*\* A candidate is considered qualified if the marks secured are greater than or equal to the qualifying marks mentioned for the category for which valid category certificate, if applicable, is produced along with this scorecard

Digital Fingerprint: 99318629ca6c89481a153b5236b09985



*N. J. Vasu*  
Prof. Nilesh J. Vasu

March 17, 2019

Organizing Chairman, GATE 2019  
(on behalf of NCB - GATE, for MHRD)

The GATE 2019 score is calculated using the formula

$$GATE\ Score = S_q + (S_t - S_q) \frac{(M - M_q)}{(\bar{M}_t - M_q)}$$

where,

$M$  is the marks obtained by the candidate in the paper, mentioned on this GATE 2019 scorecard

$M_q$  is the qualifying marks for general category candidate in the paper

$\bar{M}_t$  is the mean of marks of top 0.1% or top 10 (whichever is larger) of the candidates who appeared in the paper (in case of multi-session papers including all sessions)

$S_q = 350$ , is the score assigned to  $M_q$

$S_t = 900$ , is the score assigned to  $\bar{M}_t$

In the GATE 2019 score formula,  $M_q$  is 25 marks (out of 100) or  $\mu + \sigma$ , whichever is greater. Here  $\mu$  is the mean and  $\sigma$  is the standard deviation of marks of all the candidates who appeared in the paper.

Qualifying in GATE 2019 does not guarantee either an admission to a post-graduate program or a scholarship/assistantship. Admitting institutes may conduct further tests and interviews for final selection.

**Codes for XE and XL Paper Sections (compulsory section and any other two sections)**

**XE: Engineering Sciences**

A - Engineering Mathematics (compulsory)

B - Fluid Mechanics

C - Materials Science

D - Solid Mechanics

E - Thermodynamics

F - Polymer Science and Engineering

G - Food Technology

H - Atmospheric and Oceanic Sciences

**XL: Life Sciences**

P - Chemistry (compulsory)

Q - Biochemistry

R - Botany

S - Microbiology

T - Zoology

U - Food Technology

Graduate Aptitude Test in Engineering (GATE) 2019 was organized by Indian Institute of Technology Madras on behalf of the National Coordination Board (NCB) - GATE for the Department of Higher Education, Ministry of Human Resource Development (MHRD), Government of India.

## NAGA MAHESWARA GADAMSETTY

Most Recent Test Date: December 22, 2018

Address: Pl.No. 24, Siva sai green homes, Raithunagaram, Nandyal, Andhrapradesh,  
518502 India

Registration Number: 4847711  
Print Date: March 26, 2019

Email: nagamaheshwara1997@gmail.com

Phone: 91-8074556268

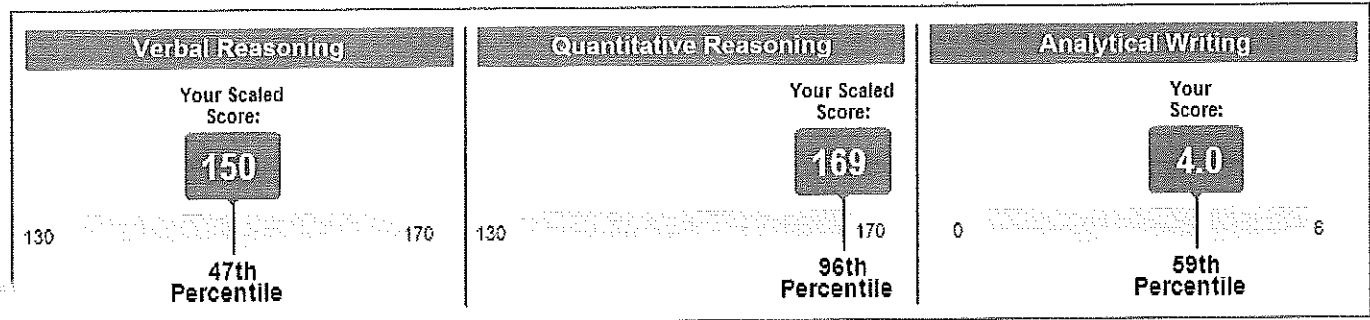
Date of Birth: November 23, 1997

Social Security Number (Last Four Digits):

Gender: Male

Intended Graduate Major: Computer Science (0402)

## Your Scores for the General Test Taken on December 22, 2018



## Your Test Score History

## General Test Scores

| Test Date         | Verbal Reasoning |            | Quantitative Reasoning |            | Analytical Writing |            |
|-------------------|------------------|------------|------------------------|------------|--------------------|------------|
|                   | Scaled Score     | Percentile | Scaled Score           | Percentile | Score              | Percentile |
| December 22, 2018 | 150              | 47         | 169                    | 96         | 4.0                | 59         |

## Subject Test Scores

You do not have reportable test scores at this time.

## Your Score Recipient(s)

## Undergraduate Institution

| Report Date | Institution (Code) | Department (Code) | Test Title | Test Date |
|-------------|--------------------|-------------------|------------|-----------|
|             |                    |                   |            |           |

**Ashritha Reddy Samanu****Most Recent Test Date: October 25, 2018**

Address: Door no.6-1-250, Varadaraj Nagar,KT Road, Tirupati, 517501 India

Registration Number: 4518571

Print Date: December 28, 2018

Email: samanuasrithareddy@gmail.com

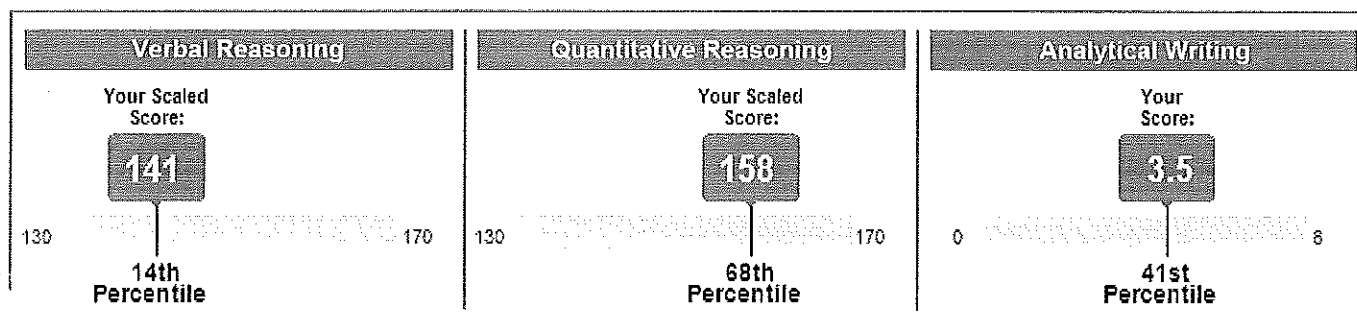
Phone: 91-8500075569

Date of Birth: March 31, 1998

Social Security Number (Last Four Digits):

Gender: Female

Intended Graduate Major: Computer Science (0402)

**Your Scores for the General Test Taken on October 25, 2018****Your Test Score History****General Test Scores**

| Test Date        | Verbal Reasoning |            | Quantitative Reasoning |            | Analytical Writing |            |
|------------------|------------------|------------|------------------------|------------|--------------------|------------|
|                  | Scaled Score     | Percentile | Scaled Score           | Percentile | Score              | Percentile |
| October 25, 2018 | 141              | 14         | 158                    | 68         | 3.5                | 41         |

**Subject Test Scores**

You do not have reportable test scores at this time.

**Your Score Recipient(s)****Undergraduate Institution**

| Report Date      | Institution (Code)       | Department (Code)       | Test Title   | Test Date        |
|------------------|--------------------------|-------------------------|--------------|------------------|
| November 7, 2018 | UNIV TEXAS DALLAS (6897) | COMPUTER SCIENCE (0402) | General Test | October 25, 2018 |

kartha veerya datta tellapati

Most Recent Test Date: September 26, 2018

Address: 6/1020-f4-3-2, hyder nagar, rajampeta, andra pradesh, 516115 India

Registration Number: 4042962

Print Date: April 25, 2019

Email: karthaveera.sgs@gmail.com

Phone: 91-7730992051

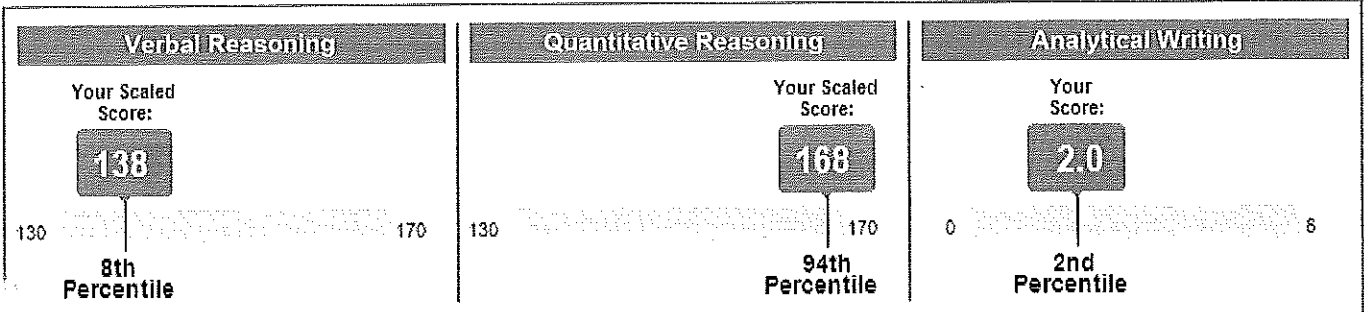
Date of Birth: June 9, 1998

Social Security Number (Last Four Digits):

Gender: Male

Intended Graduate Major: Computer Science (0402)

## Your Scores for the General Test Taken on September 26, 2018



## Your Test Score History

## General Test Scores

| Test Date          | Verbal Reasoning |            | Quantitative Reasoning |            | Analytical Writing |            |
|--------------------|------------------|------------|------------------------|------------|--------------------|------------|
|                    | Scaled Score     | Percentile | Scaled Score           | Percentile | Score              | Percentile |
| September 26, 2018 | 138              | 8          | 168                    | 94         | 2.0                | 2          |

## Subject Test Scores

You do not have reportable test scores at this time.

## Your Score Recipient(s)

## Undergraduate Institution

| Report Date | Institution (Code) | Department (Code) | Test Title | Test Date |
|-------------|--------------------|-------------------|------------|-----------|
|-------------|--------------------|-------------------|------------|-----------|

## Designated Score Recipient(s)

| Report Date | Score Recipient (Code) | Department (Code) | Test Title | Test Date |
|-------------|------------------------|-------------------|------------|-----------|
|-------------|------------------------|-------------------|------------|-----------|



**Candidate Name**  
 SANDEEP KUMAR SATHRAM  
**Candidate Number**  
 006817  
**Centre Number**  
 IN855  
**Test Date**  
 06 Apr 2019  
**OverAll** 7.5    **Listening** 9.0    **Writing** 6.0    **Reading** 7.5    **Speaking** 7.0

Your official test report will be posted to you 13 days after the test. Please note the preview of your IELTS result cannot be used as official confirmation of your test result.

### Overall Band Score

Overall 7.5

Good User

The test taker has operational command of the language, though with occasional inaccuracies, inappropriate usage and misunderstandings in some situations. They generally handle complex language well and understand detailed reasoning.

Advice to improve your score

Test Score

Your result explained

Test takers at Band 9 can typically follow extended speech involving complex, abstract, and detailed argumentation, as well as predict its further development. They process what they hear automatically and understand main points and details, and speakers' purpose and attitude, and also recognise agreement or disagreement between speakers even when these are implied. They can understand a very wide range of vocabulary, including specialised, technical and academic terminology and idiomatic language.

Not applicable

Listening 9.0

Reading 7.5

Test takers at Band 7.5 can typically deal with a range of texts you read further. Continue to develop your awareness of how to read different types of texts differently. What features does that particular type of text typically have? How is information structured within and across sentences, on a range of general and specialised topics. They can follow an argument and distinguish between main ideas and supporting details, and are good at understanding attitude, opinion and implication. They are able to do this by using reading strategies such as skimming and scanning, and by synthesizing information and drawing inferences.



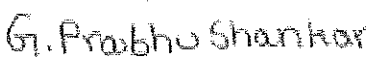
At this level, it is important to broaden the range of texts you read further. Continue to develop your awareness of how to read different types of texts differently. What features does that particular type of text typically have? How is information structured and arranged in such texts? Will it require making inferences? Will there be a summary somewhere? Use your knowledge of these and approach the reading task in an appropriate way. Where you want to know the overall argument or specific arguments, try to do this as efficiently as possible. As an exercise, try to find several opinion-based texts on the internet, and then determine the similarities and differences in their opinions and views.

# COMMON ADMISSION TEST 2018 (CAT 2018)

## INDIAN INSTITUTES OF MANAGEMENT



### CAT 2018 SCORE CARD

|  |  |             |  |                              |  |  |  |   |  |
|--|--|-------------|--|------------------------------|--|--|--|---|--|
| <b>Name of the Candidate :</b> G PRABHU SHANKAR  |  |             |  |                              |  |  |  |   |  |
| <b>Candidate's Contact Details :</b><br>541/77 Raghavendra colony Adoni.<br><br><b>Town/City :</b> Adoni<br><b>District :</b> Kurnool<br><b>State :</b> Andhra Pradesh<br><b>Email :</b> prabhushankar111.ps@gmail.com |  |             |  |                              |  | <br>Test Day Photo |  | <br>Uploaded Photo |  |
| <br>G. Prabhu Shankar   |  |             |  |                              |  |  |  |   |  |
| <b>CAT Registration Number</b>   |  | 8173860     |  | <b>PWD Status</b>            |  | No   |  |   |  |
| <b>Gender</b>  |  | Male        |  | <b>Category</b>              |  | NC-OBC   |  |   |  |
| <b>Date of Birth</b>   |  | 30/Jul/1998 |  | <b>Date and Time of Test</b> |  | 25th Nov 2018 (2:30 PM - 5:30 PM)  |  |   |  |

| Section                                |            | Section                                 |            | Section              |            | Total                |                    |
|--|------------|---|------------|----------------------|------------|----------------------|--------------------|
| Verbal Ability & Reading Comprehension |            | Data Interpretation & Logical Reasoning |            | Quantitative Ability |            |                      |                    |
| Scaled Score                           | Percentile | Scaled Score                            | Percentile | Scaled Score         | Percentile | Overall Scaled Score | Overall Percentile |
| 55.86                                  | 91.91      | 36.11                                   | 95.92      | 25.36                | 87.08      | 117.33               | 94.18              |

#### Instructions:



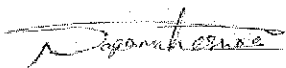
1. Only those candidates who have taken the Common Admission Test (CAT 2018) are entitled to receive the score card. Keep a print-out of this score card for your information pertaining to CAT 2018. You will not receive the score card by email or by post.
2. The Overall Scaled Score is the sum of the scaled scores of the candidate in the three sections.
3. Percentile refers to the percentage of candidates who receive score less than or equal to the score obtained by the candidate.
4. IIMs and Non-IIM member institutions independently decide how to use CAT 2018 scores in line with their own selection process. The scores are to be used only for selecting the candidates to their respective Post Graduate / Fellow Programme in Management.
5. Detection of instances of incorrect information and process violation by a candidate at any stage will lead to disqualification of the candidate. Candidate's score will become null and void and he/she will not be allowed to appear for CAT in future. If such instances go undetected during the current selection process but are detected in subsequent years, such disqualification and the associated penalties will take place with retrospective effect.
6. All queries regarding post-CAT 2018 selection process must be directed to respective IIMs. CAT Centre will not answer post-CAT related queries.
7. CAT 2018 score is valid only until 31st December 2019 and is subject to the candidate meeting the minimum eligibility marks in the qualifying examination. The score card will be available on [www.iimcat.ac.in](http://www.iimcat.ac.in) till 31st December 2019 to download.
8. Toll free number 1-800-209-0830 will be available till 20th January, 2019 and webmail support [cathelpdesk@iimcat.ac.in](mailto:cathelpdesk@iimcat.ac.in) will be available till 31st March, 2019 respectively.

# COMMON ADMISSION TEST 2018 (CAT 2018)

## INDIAN INSTITUTES OF MANAGEMENT



### CAT 2018 SCORE CARD

|  |  |             |  |                              |  |  |  |   |  |
|--|--|-------------|--|------------------------------|--|--|--|---|--|
| <b>Name of the Candidate :</b> GADAMSETTY NAGA MAHESWARA   |  |             |  |                              |  |  |  |   |  |
| <b>Candidate's Contact Details :</b><br>Pt.no.24 Siva sai green homes Raithunagaram Nandyal<br><br><b>Town/City :</b> Nandyal<br><b>District :</b> Kurnool<br><b>State :</b> Andhra Pradesh<br><b>Email :</b> nagamaheshwara1997@gmail.com |  |             |  |                              |  | <br>Test Day Photo |  | <br>Uploaded Photo |  |
|  |  |             |  |                              |  |                    |  |   |  |
| <b>CAT Registration Number</b>   |  | 8175953     |  | <b>PWD Status</b>            |  | No   |  |   |  |
| <b>Gender</b>  |  | Male        |  | <b>Category</b>              |  | General  |  |   |  |
| <b>Date of Birth</b>   |  | 23/Nov/1997 |  | <b>Date and Time of Test</b> |  | 25th Nov 2018 (2:30 PM - 5:30 PM)  |  |   |  |

| Section                                |            | Section                                 |            | Section              |            | Total                |                    |
|--|------------|---|------------|----------------------|------------|----------------------|--------------------|
| Verbal Ability & Reading Comprehension |            | Data Interpretation & Logical Reasoning |            | Quantitative Ability |            |                      |                    |
| Scaled Score                           | Percentile | Scaled Score                            | Percentile | Scaled Score         | Percentile | Overall Scaled Score | Overall Percentile |
| 72.25                                  | 98.5       | 37.16                                   | 96.48      | 36.62                | 94.74      | 146.03               | 98.39              |

#### Instructions:

- Only those candidates who have taken the Common Admission Test (CAT 2018) are entitled to receive the score card. Keep a print-out of this score card for your information pertaining to CAT 2018. You will not receive the score card by email or by post.
- The Overall Scaled Score is the sum of the scaled scores of the candidate in the three sections.
- Percentile refers to the percentage of candidates who receive score less than or equal to the score obtained by the candidate.
- IIMs and Non-IIM member institutions independently decide how to use CAT 2018 scores in line with their own selection process. The scores are to be used only for selecting the candidates to their respective Post Graduate / Fellow Programme in Management.
- Detection of instances of incorrect information and process violation by a candidate at any stage will lead to disqualification of the candidate. Candidate's score will become null and void and he/she will not be allowed to appear for CAT in future. If such instances go undetected during the current selection process but are detected in subsequent years, such disqualification and the associated penalties will take place with retrospective effect.
- All queries regarding post-CAT 2018 selection process must be directed to respective IIMs. CAT Centre will not answer post-CAT related queries.
- CAT 2018 score is valid only until 31st December 2019 and is subject to the candidate meeting the minimum eligibility marks in the qualifying examination. The score card will be available on [www.iimcat.ac.in](http://www.iimcat.ac.in) till 31st December 2019 to download.
- Toll free number 1-800-209-0830 will be available till 20th January, 2019 and webmail support [cathelpdesk@iimcat.ac.in](mailto:cathelpdesk@iimcat.ac.in) will be available till 31st March, 2019 respectively.



# MAT-Score®

## Management Aptitude Test



TEST MONTH & YEAR : FEB 2019

REGISTRATION NUMBER : 834977

ROLL NUMBER : 945910222

NAME : P KAVYA

DOB : 18 November 1997

GENDER : FEMALE

CATEGORY : General

DEGREE : B.TECH


WORK EXPERIENCE : NOT WORKING

FATHER's NAME : P T JAYACHANDRA REDDY

MOTHER's NAME : P RADHIKA



### SCALED SCORES

| Language Comprehension |                  | Mathematical Skills |                  | Data Analysis & Sufficiency |                            | Intelligence & Critical Reasoning |   | Indian & Global Environment |                  |
|------------------------|------------------|---------------------|------------------|-----------------------------|----------------------------|-----------------------------------|---|-----------------------------|------------------|
| Scaled Score           | Percentile Below | Scaled Score        | Percentile Below | Scaled Score                | Percentile Below           | Scaled Score                      | Percentile Below  | Scaled Score                | Percentile Below |
| 50.98                  | 54.88            | 37.24               | 1.50             | 43.61                       | 31.40                      | 42.79                             | 24.87   | 45.65                       | 41.28            |
| Composite Score        |                  |                     | Percentile Below |                             | SCORE VALID UPTO: FEB 2020 |                                   | <br>DIRECTOR |                             |                  |
| 419.50                 |                  |                     | 15.50            |                             |                            |                                   |   |                             |                  |

#### Note:

- Please refer to the website link : <http://resources.aima.in/event-uploaded-file/mat-score-and-its-interpretation.pdf> to interpret your score.
- Your score has already been advised to the institutes opted for by you.
- Score card to be downloaded from AIMA website only. Score card will NOT be sent by post or email.
- You must download the score card for future reference and records.

### Management Aptitude Test and Test Scores

- 1 The Management Aptitude Test (MAT) is designed to measure the aptitude of a candidate for pursuing management education and should be used only for this purpose.
- 2 MAT is administered in five sections-Language Comprehension, Mathematical Skills, Data Analysis & Sufficiency, Intelligence & Critical Reasoning and Indian & Global Environment-each section testing a different ability relevant for management education.
- 3 All MAT administrations necessarily have different questions. Thus one administration may be slightly more difficult or less difficult than another. Scaling has been used to take care of these differences.
- 4 The scaled scores reported are standardised scores for respective sections. These scores are reported on a scale of 0 to 100. Extreme scores (below 15 or above 85) are rare.
- 5 The percentile below column indicates the percentage of candidates in the test who scores below that of the candidate in the section.
- 6 The Composite score is an overall scaled score based on the first four sections of MAT. This is reported on a scale of 199 to 801.
- 7 The percentile below for the Composite Score represents the percentage of candidates whose composite scores are below the candidate's. The composite score has a validity period of one year.
- 8 All scores and percentile below figures are reported after rounding off to the nearest whole number.
- 9 Personal data is as reported by the candidate.

© AIMA

## MAT-Score®


### Management Aptitude Test



|                     |                      |                 |                   |
|---------------------|----------------------|-----------------|-------------------|
| TEST MONTH & YEAR   | : FEB 2019           |                 |                   |
| REGISTRATION NUMBER | : 834966             |                 |                   |
| ROLL NUMBER         | : 945910230          |                 |                   |
| NAME                | : YUKTHA SREE PASALA | DOB             | : 07 October 1997 |
| GENDER              | : FEMALE             | CATEGORY        | : SC              |
| DEGREE              | : BTECH              | WORK EXPERIENCE | : NOT WORKING     |
| FATHER's NAME       | : P M CHANDRA        | MOTHER's NAME   | : P M NAGAMMA     |



#### SCALED SCORES

| Language Comprehension |                  | Mathematical Skills |                  | Data Analysis & Sufficiency |                  | Intelligence & Critical Reasoning   |                  | Indian & Global Environment |                  |
|------------------------|------------------|---------------------|------------------|-----------------------------|------------------|---|------------------|-----------------------------|------------------|
| Scaled Score           | Percentile Below | Scaled Score        | Percentile Below | Scaled Score                | Percentile Below | Scaled Score  | Percentile Below | Scaled Score                | Percentile Below |
| 48.45                  | 45.22            | 47.06               | 49.23            | 54.62                       | 72.79            | 45.31   | 32.49            | 55.81                       | 73.85            |
| Composite Score        |                  | Percentile Below    |                  | SCORE VALID UPTO: FEB 2020  |                  | <br>DIRECTOR |                  |                             |                  |
| 531.50                 |                  | 46.80               |                  |                             |                  |   |                  |                             |                  |

**Note:**

- Please refer to the website link : <http://resources.aima.in/event-uploaded-file/mat-score-and-its-interpretation.pdf> to interpret your score.
- Your score has already been advised to the institutes opted for by you.
- Score card to be downloaded from AIMA website only. Score card will NOT be sent by post or email.
- You must download the score card for future reference and records.

#### Management Aptitude Test and Test Scores

- 1 The Management Aptitude Test (MAT) is designed to measure the aptitude of a candidate for pursuing management education and should be used only for this purpose.
- 2 MAT is administered in five sections-Language Comprehension, Mathematical Skills, Data Analysis & Sufficiency, Intelligence & Critical Reasoning and Indian & Global Environment-each section testing a different ability relevant for management education.
- 3 All MAT administrations necessarily have different questions. Thus one administration may be slightly more difficult or less difficult than another. Scaling has been used to take care of these differences.
- 4 The scaled scores reported are standardised scores for respective sections. These scores are reported on a scale of 0 to 100. Extreme scores (below 15 or above 85) are rare.
- 5 The percentile below column indicates the percentage of candidates in the test who scores below that of the candidate in the section.
- 6 The Composite score is an overall scaled score based on the first four sections of MAT. This is reported on a scale of 199 to 801.
- 7 The percentile below for the Composite Score represents the percentage of candidates whose composite scores are below the candidate's. The composite score has a validity period of one year.
- 8 All scores and percentile below figures are reported after rounding off to the nearest whole number.
- 9 Personal data is as reported by the candidate.

GRE

TEST TAKER SCORE REPORT

**HARIPRIYA CHALICHEMALA**

Most Recent Test Date: July 27, 2018

Address: 10 Kottamkudil, Periyar Nagar, Thiruvananthapuram, 512102 India

Registration Number: 3343321

Email: haripriya.chalichemala@gmail.com

Phone: 91 9852617303

Date of Birth: May 17, 1992

Gender: Female

Social Security Number (if not from English speaking country):

Extended Data Data Major Computer Science (2492)

Expiry Date: August 6, 2018

Your Scores for the General Test Taken on July 27, 2018

Verbal Reasoning

Your Scaled Score: 130

1st Percentile

Quantitative Reasoning

Your Scaled Score: 138

4th Percentile

Analytical Writing

Your Score: 2.0

2nd Percentile

Your Test Score History

| Test Date     | Verbal Reasoning |            | Quantitative Reasoning |            | Analytical Writing |            |
|---------------|------------------|------------|------------------------|------------|--------------------|------------|
|               | Scaled Score     | Percentile | Scaled Score           | Percentile | Score              | Percentile |
| July 27, 2018 | 130              | 1          | 138                    | 4          | 2.0                | 2          |

Subject Test Scores

You do not have reportable test scores at this time.

Your Scores Mail Plan(s)

15121A1517

To: File

Mx SSP

File Browser

# COMMON ADMISSION TEST 2018 (CAT 2018)

## INDIAN INSTITUTES OF MANAGEMENT



### CAT 2018 SCORE CARD

**Name of the Candidate :** KANDAGADDALA GANESH GEERVAN

**Candidate's Contact Details :**

8-208-15 BALIJA STREET MANNUR

**Town/City :** RAJAMPET


**District :** YSR Kadapa

**State :** Andhra Pradesh

**Email :** k.ganeshgeervanadvance@gmail.com



Test Day Photo



Uploaded Photo

*K. Ganesh Geervan*

|                                |             |                              |                                   |
|--------------------------------|-------------|------------------------------|-----------------------------------|
| <b>CAT Registration Number</b> | 8187562     | <b>PWD Status</b>            | No                                |
| <b>Gender</b>                  | Male        | <b>Category</b>              | General                           |
| <b>Date of Birth</b>           | 10/Mar/1998 | <b>Date and Time of Test</b> | 25th Nov 2018 (2:30 PM - 5:30 PM) |

| Section                                |            | Section                                 |            | Section              |            | Total                |                    |
|--|------------|---|------------|----------------------|------------|----------------------|--------------------|
| Verbal Ability & Reading Comprehension |            | Data Interpretation & Logical Reasoning |            | Quantitative Ability |            |                      |                    |
| Scaled Score                           | Percentile | Scaled Score                            | Percentile | Scaled Score         | Percentile | Overall Scaled Score | Overall Percentile |
| 62                                     | 95.15      | 11.78                                   | 52.98      | 1.83                 | 29.73      | 75.61                | 77.84              |

**Instructions:**

- Only those candidates who have taken the Common Admission Test (CAT 2018) are entitled to receive the score card. Keep a print-out of this score card for your information pertaining to CAT 2018. You will not receive the score card by email or by post.
- The Overall Scaled Score is the sum of the scaled scores of the candidate in the three sections.
- Percentile refers to the percentage of candidates who receive score less than or equal to the score obtained by the candidate.
- IIMs and Non-IIM member institutions independently decide how to use CAT 2018 scores in line with their own selection process. The scores are to be used only for selecting the candidates to their respective Post Graduate / Fellow Programme in Management.
- Detection of instances of incorrect information and process violation by a candidate at any stage will lead to disqualification of the candidate. Candidate's score will become null and void and he/she will not be allowed to appear for CAT in future. If such instances go undetected during the current selection process but are detected in subsequent years, such disqualification and the associated penalties will take place with retrospective effect.
- All queries regarding post-CAT 2018 selection process must be directed to respective IIMs. CAT Centre will not answer post-CAT related queries.
- CAT 2018 score is valid only until 31st December 2019 and is subject to the candidate meeting the minimum eligibility marks in the qualifying examination. The score card will be available on [www.iimcat.ac.in](http://www.iimcat.ac.in) till 31st December 2019 to download.
- Toll free number 1-800-209-0830 will be available till 20th January, 2019 and webmail support [cathelpdesk@iimcat.ac.in](mailto:cathelpdesk@iimcat.ac.in) will be available till 31st March, 2019 respectively.






# COMMON ADMISSION TEST 2017 (CAT 2017)

## INDIAN INSTITUTES OF MANAGEMENT



### CAT 2017 SCORE CARD

|  |             |   |                                    |
|--|-------------|---|------------------------------------|
| <b>Name of the Candidate :</b> BODICHERLA MANISH   |             |   |                                    |
| <b>Address :</b><br>4/414-1A,<br>Om shanthi nagar<br>Kadapa<br><br><b>Town/City :</b> Kadapa<br><b>District :</b> Cuddaph<br><b>State :</b> ANDHRA PRADESH<br><b>Email :</b> manish.bodicherla24@gmail.com |             | <br><b>Test Day Photo</b> |                                    |
| <br><b>Uploaded Photo</b>   |             | <br>[Signature]           |                                    |
| <b>CAT Registration Number / User Id</b>   | 7174222     | <b>Category</b>   | NC-OBC                             |
| <b>Gender</b>  | Male        | <b>PwD Status</b>   | No                                 |
| <b>Date of Birth</b>   | 22/Nov/1996 | <b>Date and Time of Test</b>  | 26-Nov-2017<br>09:00 AM - 12:00 PM |

| Section                                |            | Section                                 |            | Section              |            | Total                |                    |
|--|------------|---|------------|----------------------|------------|----------------------|--------------------|
| Verbal Ability & Reading Comprehension |            | Data Interpretation & Logical Reasoning |            | Quantitative Ability |            |                      |                    |
| Scaled Score                           | Percentile | Scaled Score                            | Percentile | Scaled Score         | Percentile | Overall Scaled Score | Overall Percentile |
| 2.38                                   | 9.56       | -15.22                                  | 0.55       | 28.20                | 76.33      | 15.36                | 17.18              |

#### Instructions:

- Only candidates who have taken the Common Admission Test (CAT 2017) are entitled to receive the score card. Keep a print-out of this score card for your information pertaining to CAT 2017. You will not receive score card by email or by post.
- The Overall Scaled Score is the sum of the scaled scores of the candidate in the three sections.
- Percentile refers to percentage of candidates who receive score less than or equal to the score obtained by the candidate.
- IIMs and Non-IIM member institutions independently decide how to use CAT 2017 scores on the basis of their own selection process. The scores are to be used only for selecting the candidates to their Post Graduate / Fellow Programme(s) in Management
- Detection of instances of incorrect information and process violation by a candidate at any stage will lead to disqualification of the candidate. Candidate's score will become null and void and he/she will not be allowed to appear for CAT in future. If such instances go undetected during the current selection process but are detected in subsequent years, such disqualification will take place with retrospective effect.
- All queries regarding post-CAT 2017 selection process must be directed to respective IIMs. CAT Centre will not answer post-CAT related queries.
- CAT 2017 score is valid only until 31st December 2018 and subject to meeting the minimum eligibility marks in the qualifying examination.
- Toll free number 1-800-266-3549 will be available till 20th January, 2018 and webmail support cathelpdesk@iimcat.ac.in will be available till 31st March, 2018 respectively.





# GATE 2019 Scorecard

## Graduate Aptitude Test in Engineering

Candidate's Details

Name


GOPALI INDUSRI

Registration Number

EC19S57023180

Examination Paper

Electronics and Communication Engineering (EC)



G. Indusri

(Candidate's Signature)

Performance

Marks out of 100\*

59.67

Valid from March 17, 2019 to March 16, 2022

Qualifying Marks\*\*

26.7

24.0

17.8

All India Rank in this paper

591

General OBC (NCL) SC/ST/PwD

GATE Score

730

Number of Candidates  
Appeared in this paper

104782

\* Normalized marks for multi-session papers

\*\* A candidate is considered qualified if the marks secured are greater than or equal to the qualifying marks mentioned for the category for which valid category certificate, if applicable, is produced along with this scorecard

Digital Fingerprint: 75f38f813c7da1fe18ffc0f5da86b71f



N. J. Vasa

Prof. Nilesch J. Vasa

March 17, 2019

Organizing Chairman, GATE 2019  
(on behalf of NCB - GATE, for MHRD)

The GATE 2019 score is calculated using the formula

$$GATE\ Score = S_q + (S_t - S_q) \frac{(M - M_q)}{(\bar{M}_t - M_q)}$$

where,

$M$  is the marks obtained by the candidate in the paper, mentioned on this GATE 2019 scorecard

$M_q$  is the qualifying marks for general category candidate in the paper

$\bar{M}_t$  is the mean of marks of top 0.1% or top 10 (whichever is larger) of the candidates who appeared in the paper (in case of multi-session papers including all sessions)

$S_q = 350$ , is the score assigned to  $M_q$

$S_t = 900$ , is the score assigned to  $\bar{M}_t$

In the GATE 2019 score formula,  $M_q$  is 25 marks (out of 100) or  $\mu + \sigma$ , whichever is greater. Here  $\mu$  is the mean and  $\sigma$  is the standard deviation of marks of all the candidates who appeared in the paper.

Qualifying in GATE 2019 does not guarantee either an admission to a post-graduate program or a scholarship/assistantship. Admitting institutes may conduct further tests and interviews for final selection.

**Codes for XE and XL Paper Sections (compulsory section and any other two sections)**

**XE: Engineering Sciences**

A - Engineering Mathematics (compulsory)

B - Fluid Mechanics

C - Materials Science

D - Solid Mechanics

E - Thermodynamics

F - Polymer Science and Engineering

G - Food Technology

H - Atmospheric and Oceanic Sciences

**XL: Life Sciences**

P - Chemistry (compulsory)

Q - Biochemistry

R - Botany

S - Microbiology

T - Zoology

U - Food Technology

Graduate Aptitude Test in Engineering (GATE) 2019 was organized by Indian Institute of Technology Madras on behalf of the National Coordination Board (NCB) - GATE for the Department of Higher Education, Ministry of Human Resource Development (MHRD), Government of India.





# GATE 2019 Scorecard

## Graduate Aptitude Test in Engineering

15121A04C8 (2)

Candidate's Details

Name

LAKKAM PAVAN KUMAR REDDY

Registration Number

EC19S57021228

Examination Paper

Electronics and Communication Engineering (EC)



*Lakkam Reddy*

(Candidate's Signature)

Performance

Marks out of 100\*

58.67

Valid from March 17, 2019 to March 16, 2022

Qualifying Marks\*\*

26.7

24.0

17.8

All India Rank in this paper

678

General

OBC (NCL)

SC/ST/PwD

GATE Score

718

Number of Candidates  
Appeared in this paper

104782

\* Normalized marks for multi-session papers

\*\* A candidate is considered qualified if the marks secured are greater than or equal to the qualifying marks mentioned for the category for which valid category certificate, if applicable, is produced along with this scorecard

Digital Fingerprint: 1952570f7cc59c2f50a8aab59ab07f1



*N. J. Vasa*  
Prof. Nilesh J. Vasa

March 17, 2019

Organizing Chairman, GATE 2019  
(on behalf of NCB - GATE, for MHRD)

The GATE 2019 score is calculated using the formula

$$GATE\ Score = S_q + (S_t - S_q) \frac{(M - M_q)}{(\bar{M}_t - M_q)}$$

where,

$M$  is the marks obtained by the candidate in the paper, mentioned on this GATE 2019 scorecard

$M_q$  is the qualifying marks for general category candidate in the paper

$\bar{M}_t$  is the mean of marks of top 0.1% or top 10 (whichever is larger) of the candidates who appeared in the paper (in case of multi-session papers including all sessions)

$S_q = 350$ , is the score assigned to  $M_q$

$S_t = 900$ , is the score assigned to  $\bar{M}_t$

In the GATE 2019 score formula,  $M_q$  is 25 marks (out of 100) or  $\mu + \sigma$ , whichever is greater. Here  $\mu$  is the mean and  $\sigma$  is the standard deviation of marks of all the candidates who appeared in the paper.

Qualifying in GATE 2019 does not guarantee either an admission to a post-graduate program or a scholarship/assistantship. Admitting institutes may conduct further tests and interviews for final selection.

**Codes for XE and XL Paper Sections (compulsory section and any other two sections)**

**XE: Engineering Sciences**

- A - Engineering Mathematics (compulsory)
- B - Fluid Mechanics
- C - Materials Science
- D - Solid Mechanics
- E - Thermodynamics
- F - Polymer Science and Engineering
- G - Food Technology
- H - Atmospheric and Oceanic Sciences

**XL: Life Sciences**

- P - Chemistry (compulsory)
- Q - Biochemistry
- R - Botany
- S - Microbiology
- T - Zoology
- U - Food Technology

Graduate Aptitude Test in Engineering (GATE) 2019 was organized by Indian Institute of Technology Madras on behalf of the National Coordination Board (NCB) - GATE for the Department of Higher Education, Ministry of Human Resource Development (MHRD), Government of India.





# GATE 2019 Scorecard

## Graduate Aptitude Test in Engineering

Candidate's Details

Name

ILLURU VENKATA TRIVENI

Registration Number

EC19S57023160

Examination Paper

Electronics and Communication Engineering (EC)



*Nilesh J. Vasa*

(Candidate's Signature)

Performance

Marks out of 100\*

57.00

Valid from March 17, 2019 to March 16, 2022

Qualifying Marks\*\*

26.7

24.0

17.8

All India Rank in this paper

855

General

OBC (NCL)

SC/ST/PwD

GATE Score

699

Number of Candidates  
Appeared in this paper

104782

\* Normalized marks for multi-session papers

\*\* A candidate is considered qualified if the marks secured are greater than or equal to the qualifying marks mentioned for the category for which valid category certificate, if applicable, is produced along with this scorecard

Digital Fingerprint: cde733a53d15a286acdb4610962ec11f



*N. J. Vasa*  
Prof. Nilesh J. Vasa

March 17, 2019

Organizing Chairman, GATE 2019  
(on behalf of NCB - GATE, for MHRD)

The GATE 2019 score is calculated using the formula

$$GATE\ Score = S_q + (S_t - S_q) \frac{(M - M_q)}{(\bar{M}_t - M_q)}$$

where,

$M$  is the marks obtained by the candidate in the paper, mentioned on this GATE 2019 scorecard

$M_q$  is the qualifying marks for general category candidate in the paper

$\bar{M}_t$  is the mean of marks of top 0.1% or top 10 (whichever is larger) of the candidates who appeared in the paper (in case of multi-session papers including all sessions)

$S_q = 350$ , is the score assigned to  $M_q$

$S_t = 900$ , is the score assigned to  $\bar{M}_t$

In the GATE 2019 score formula,  $M_q$  is 25 marks (out of 100) or  $\mu + \sigma$ , whichever is greater. Here  $\mu$  is the mean and  $\sigma$  is the standard deviation of marks of all the candidates who appeared in the paper.

Qualifying in GATE 2019 does not guarantee either an admission to a post-graduate program or a scholarship/assistantship. Admitting institutes may conduct further tests and interviews for final selection.

**Codes for XE and XL Paper Sections (compulsory section and any other two sections)**

**XE: Engineering Sciences**

A - Engineering Mathematics (compulsory)

B - Fluid Mechanics

C - Materials Science

D - Solid Mechanics

E - Thermodynamics

F - Polymer Science and Engineering

G - Food Technology

H - Atmospheric and Oceanic Sciences

**XL: Life Sciences**

P - Chemistry (compulsory)

Q - Biochemistry

R - Botany

S - Microbiology

T - Zoology

U - Food Technology

Graduate Aptitude Test in Engineering (GATE) 2019 was organized by Indian Institute of Technology Madras on behalf of the National Coordination Board (NCB) - GATE for the Department of Higher Education, Ministry of Human Resource Development (MHRD), Government of India.





# GATE 2019 Scorecard

## Graduate Aptitude Test in Engineering

1512A0499



Candidate's Details

Name

KATRAGADDA KIRAN KUMAR

Registration Number

EC19S57021040

Examination Paper

Electronics and Communication Engineering (EC)



K. Kiran Kumar

(Candidate's Signature)

Performance

Marks out of 100\*

56.33

Valid from March 17, 2019 to March 16, 2022

Qualifying Marks\*\*

26.7

24.0

17.8

All India Rank in this paper

925

General

OBC (NCL)

SC/ST/PwD

GATE Score

691

Number of Candidates  
Appeared in this paper

104782

\* Normalized marks for multi-session papers

\*\* A candidate is considered qualified if the marks secured are greater than or equal to the qualifying marks mentioned for the category for which valid category certificate, if applicable, is produced along with this scorecard

Digital Fingerprint: dba951bbc06d6f14e249a3cc4df94e0b

N. J. Vasa  
Prof. Nilesh J. Vasa

March 17, 2019

Organizing Chairman, GATE 2019  
(on behalf of NCB - GATE, for MHRD)

The GATE 2019 score is calculated using the formula

$$GATE\ Score = S_q + (S_t - S_q) \frac{(M - M_q)}{(\bar{M}_t - M_q)}$$

where,

 $M$  is the marks obtained by the candidate in the paper, mentioned on this GATE 2019 scorecard $M_q$  is the qualifying marks for general category candidate in the paper $\bar{M}_t$  is the mean of marks of top 0.1% or top 10 (whichever is larger) of the candidates who appeared in the paper (in case of multi-session papers including all sessions) $S_q = 350$ , is the score assigned to  $M_q$  $S_t = 900$ , is the score assigned to  $\bar{M}_t$ In the GATE 2019 score formula,  $M_q$  is 25 marks (out of 100) or  $\mu + \sigma$ , whichever is greater. Here  $\mu$  is the mean and  $\sigma$  is the standard deviation of marks of all the candidates who appeared in the paper.

Qualifying in GATE 2019 does not guarantee either an admission to a post-graduate program or a scholarship/assistantship. Admitting institutes may conduct further tests and interviews for final selection.

Codes for XE and XL Paper Sections (compulsory section and any other two sections)

XE: Engineering Sciences

A - Engineering Mathematics (compulsory)

B - Fluid Mechanics

C - Materials Science

D - Solid Mechanics

E - Thermodynamics

F - Polymer Science and Engineering

G - Food Technology

H - Atmospheric and Oceanic Sciences

XL: Life Sciences

P - Chemistry (compulsory)

Q - Biochemistry

R - Botany

S - Microbiology

T - Zoology

U - Food Technology

Graduate Aptitude Test in Engineering (GATE) 2019 was organized by Indian Institute of Technology Madras on behalf of the National Coordination Board (NCB) - GATE for the Department of Higher Education, Ministry of Human Resource Development (MHRD), Government of India.





# GATE 2019 Scorecard

## Graduate Aptitude Test in Engineering

Candidate's Details

Name

PALLAPINTI TARAKESWARI

Registration Number

EC19S57021097

Examination Paper

Electronics and Communication Engineering (EC)



P. Tarakeswari

(Candidate's Signature)

Performance

Marks out of 100\*

54.67

Valid from March 17, 2019 to March 16, 2022

Qualifying Marks\*\*

26.7

24.0

17.8

All India Rank in this paper

1149

General

OBC (NCL)

SC/ST/PwD

GATE Score

672

Number of Candidates  
Appeared in this paper

104782

\* Normalized marks for multi-session papers

\*\* A candidate is considered qualified if the marks secured are greater than or equal to the qualifying marks mentioned for the category for which valid category certificate, if applicable, is produced along with this scorecard

Digital Fingerprint: 487c449e213198f443c27da841c28baa



N. J. Vasa

Prof. Nilesh J. Vasa

March 17, 2019

Organizing Chairman, GATE 2019  
(on behalf of NCB - GATE, for MHRD)

The GATE 2019 score is calculated using the formula

$$GATE\ Score = S_q + (S_t - S_q) \frac{(M - M_q)}{(\bar{M}_t - M_q)}$$

where,

 $M$  is the marks obtained by the candidate in the paper, mentioned on this GATE 2019 scorecard $M_q$  is the qualifying marks for general category candidate in the paper $\bar{M}_t$  is the mean of marks of top 0.1% or top 10 (whichever is larger) of the candidates who appeared in the paper (in case of multi-session papers including all sessions) $S_q = 350$ , is the score assigned to  $M_q$  $S_t = 900$ , is the score assigned to  $\bar{M}_t$ 

In the GATE 2019 score formula,  $M_q$  is 25 marks (out of 100) or  $\mu + \sigma$ , whichever is greater. Here  $\mu$  is the mean and  $\sigma$  is the standard deviation of marks of all the candidates who appeared in the paper.

Qualifying in GATE 2019 does not guarantee either an admission to a post-graduate program or a scholarship/assistantship. Admitting institutes may conduct further tests and interviews for final selection.

### Codes for XE and XL Paper Sections (compulsory section and any other two sections)

#### XE: Engineering Sciences

- A - Engineering Mathematics (compulsory)
- B - Fluid Mechanics
- C - Materials Science
- D - Solid Mechanics
- E - Thermodynamics
- F - Polymer Science and Engineering
- G - Food Technology
- H - Atmospheric and Oceanic Sciences

#### XL: Life Sciences

- P - Chemistry (compulsory)
- Q - Biochemistry
- R - Botany
- S - Microbiology
- T - Zoology
- U - Food Technology

Graduate Aptitude Test in Engineering (GATE) 2019 was organized by Indian Institute of Technology Madras on behalf of the National Coordination Board (NCB) - GATE for the Department of Higher Education, Ministry of Human Resource Development (MHRD), Government of India.



15121A04L7



# GATE 2019 Scorecard

## Graduate Aptitude Test in Engineering

Candidate's Details

Name


SIRIGI REDDY BHARGAV REDDY

Registration Number

EC19S57022110

Examination Paper

Electronics and Communication Engineering (EC)



S. Bhargav Reddy

(Candidate's Signature)

Performance

Marks out of 100\*

49.00

Valid from March 17, 2019 to March 16, 2022

Qualifying Marks\*\*

26.7

24.0

17.8

All India Rank in this paper

2141

General

OBC (NCL)

SC/ST/PwD

GATE Score

607

Number of Candidates  
Appeared in this paper

104782

\* Normalized marks for multi-session papers

\*\* A candidate is considered qualified if the marks secured are greater than or equal to the qualifying marks mentioned for the category for which valid category certificate, if applicable, is produced along with this scorecard

Digital Fingerprint: 6fd74a76358d34b2b4c6c9f2aa792c83



N. J. Vasa

Prof. Nilesh J. Vasa

March 17, 2019

Organizing Chairman, GATE 2019  
(on behalf of NCB - GATE, for MHRD)

The GATE 2019 score is calculated using the formula

$$GATE\ Score = S_q + (S_t - S_q) \frac{(M - M_q)}{(\bar{M}_t - M_q)}$$

where,

 $M$  is the marks obtained by the candidate in the paper, mentioned on this GATE 2019 scorecard $M_q$  is the qualifying marks for general category candidate in the paper $\bar{M}_t$  is the mean of marks of top 0.1% or top 10 (whichever is larger) of the candidates who appeared in the paper (in case of multi-session papers including all sessions) $S_q = 350$ , is the score assigned to  $M_q$  $S_t = 900$ , is the score assigned to  $\bar{M}_t$ In the GATE 2019 score formula,  $M_q$  is 25 marks (out of 100) or  $\mu + \sigma$ , whichever is greater. Here  $\mu$  is the mean and  $\sigma$  is the standard deviation of marks of all the candidates who appeared in the paper.

Qualifying in GATE 2019 does not guarantee either an admission to a post-graduate program or a scholarship/assistantship. Admitting institutes may conduct further tests and interviews for final selection.

### Codes for XE and XL Paper Sections (compulsory section and any other two sections)

#### XE: Engineering Sciences

- A - Engineering Mathematics (compulsory)
- B - Fluid Mechanics
- C - Materials Science
- D - Solid Mechanics
- E - Thermodynamics
- F - Polymer Science and Engineering
- G - Food Technology
- H - Atmospheric and Oceanic Sciences

#### XL: Life Sciences

- P - Chemistry (compulsory)
- Q - Biochemistry
- R - Botany
- S - Microbiology
- T - Zoology
- U - Food Technology

Graduate Aptitude Test in Engineering (GATE) 2019 was organized by Indian Institute of Technology Madras on behalf of the National Coordination Board (NCB) - GATE for the Department of Higher Education, Ministry of Human Resource Development (MHRD), Government of India.





# GATE 2019 Scorecard

## Graduate Aptitude Test in Engineering

15121A04F7

Candidate's Details

Name

NAMBI SREEKANTH

Registration Number

EC19S57023058

Examination Paper

Electronics and Communication Engineering (EC)



N. Sreekanth

(Candidate's Signature)

Performance

Marks out of 100\*

49.00

Valid from March 17, 2019 to March 16, 2022

Qualifying Marks\*\*

26.7

24.0

17.8

All India Rank in this paper

2141

General

OBC (NCL)

SC/ST/PwD

GATE Score

607

Number of Candidates  
Appeared in this paper

104782

\* Normalized marks for multi-session papers

\*\* A candidate is considered qualified if the marks secured are greater than or equal to the qualifying marks mentioned for the category for which valid category certificate, if applicable, is produced along with this scorecard.

Digital Fingerprint: 8fdd128cba4d154b2c72eb016b8f1f41



N. J. Vasa

Prof. Nilesch J. Vasa

March 17, 2019

Organizing Chairman, GATE 2019  
(on behalf of NCB - GATE, for MHRD)

The GATE 2019 score is calculated using the formula

$$GATE\ Score = S_q + (S_t - S_q) \frac{(M - M_q)}{(\bar{M}_t - M_q)}$$

where,

 $M$  is the marks obtained by the candidate in the paper, mentioned on this GATE 2019 scorecard $M_q$  is the qualifying marks for general category candidate in the paper $\bar{M}_t$  is the mean of marks of top 0.1% or top 10 (whichever is larger) of the candidates who appeared in the paper (in case of multi-session papers including all sessions) $S_q = 350$ , is the score assigned to  $M_q$  $S_t = 900$ , is the score assigned to  $\bar{M}_t$ In the GATE 2019 score formula,  $M_q$  is 25 marks (out of 100) or  $\mu + \sigma$ , whichever is greater. Here  $\mu$  is the mean and  $\sigma$  is the standard deviation of marks of all the candidates who appeared in the paper.

Qualifying in GATE 2019 does not guarantee either an admission to a post-graduate program or a scholarship/assistantship. Admitting institutes may conduct further tests and interviews for final selection.

Codes for XE and XL Paper Sections (compulsory section and any other two sections)

XE: Engineering Sciences

A - Engineering Mathematics (compulsory)

B - Fluid Mechanics

C - Materials Science

D - Solid Mechanics

E - Thermodynamics

F - Polymer Science and Engineering

G - Food Technology

H - Atmospheric and Oceanic Sciences

XL: Life Sciences

P - Chemistry (compulsory)

Q - Biochemistry

R - Botany

S - Microbiology

T - Zoology

U - Food Technology

Graduate Aptitude Test in Engineering (GATE) 2019 was organized by Indian Institute of Technology Madras on behalf of the National Coordination Board (NCB) - GATE for the Department of Higher Education, Ministry of Human Resource Development (MHRD), Government of India.





# GATE 2019 Scorecard

## Graduate Aptitude Test in Engineering

15121A04D8

6

Candidate's Details

Name

MALPELA MANOJKUMAR REDDY

Registration Number

EC19S57023155

Examination Paper

Electronics and Communication Engineering (EC)



M. Manoj Kumar Reddy

(Candidate's Signature)

Performance

Marks out of 100\*

46.67

Valid from March 17, 2019 to March 16, 2022

Qualifying Marks\*\*

26.7

24.0

17.8

All India Rank in this paper

2707

General

OBC (NCL)

SC/ST/PwD

GATE Score

580

Number of Candidates  
Appeared in this paper

104782

\* Normalized marks for multi-session papers

\*\* A candidate is considered qualified if the marks secured are greater than or equal to the qualifying marks mentioned for the category for which valid category certificate, if applicable, is produced along with this scorecard

Digital Fingerprint: d70896852ec7c0781e787c9e98e74c1d



N. J. Vasa  
Prof. Nilesh J. Vasa

March 17, 2019

Organizing Chairman, GATE 2019  
(on behalf of NCB - GATE, for MHRD)

The GATE 2019 score is calculated using the formula

$$GATE\ Score = S_q + (S_t - S_q) \frac{(M - M_q)}{(\bar{M}_t - M_q)}$$

where,

$M$  is the marks obtained by the candidate in the paper, mentioned on this GATE 2019 scorecard

$M_q$  is the qualifying marks for general category candidate in the paper

$\bar{M}_t$  is the mean of marks of top 0.1% or top 10 (whichever is larger) of the candidates who appeared in the paper (in case of multi-session papers including all sessions)

$S_q = 350$ , is the score assigned to  $M_q$

$S_t = 900$ , is the score assigned to  $\bar{M}_t$

In the GATE 2019 score formula,  $M_q$  is 25 marks (out of 100) or  $\mu + \sigma$ , whichever is greater. Here  $\mu$  is the mean and  $\sigma$  is the standard deviation of marks of all the candidates who appeared in the paper.

Qualifying in GATE 2019 does not guarantee either an admission to a post-graduate program or a scholarship/assistantship. Admitting institutes may conduct further tests and interviews for final selection.

Codes for XE and XL Paper Sections (compulsory section and any other two sections)

**XE: Engineering Sciences**

A - Engineering Mathematics (compulsory)

B - Fluid Mechanics

C - Materials Science

D - Solid Mechanics

E - Thermodynamics

F - Polymer Science and Engineering

G - Food Technology

H - Atmospheric and Oceanic Sciences

**XL: Life Sciences**

P - Chemistry (compulsory)

Q - Biochemistry

R - Botany

S - Microbiology

T - Zoology

U - Food Technology

Graduate Aptitude Test in Engineering (GATE) 2019 was organized by Indian Institute of Technology Madras on behalf of the National Coordination Board (NCB) - GATE for the Department of Higher Education, Ministry of Human Resource Development (MHRD), Government of India.





# GATE 2019 Scorecard

## Graduate Aptitude Test in Engineering

Candidate's Details

Name

UMESH CHANDRA KAPPALA

Registration Number

EC19S57021176

Examination Paper

Electronics and Communication Engineering (EC)



K. Umesh

(Candidate's Signature)

Performance

Marks out of 100\*

46.67

Valid from March 17, 2019 to March 16, 2022

Qualifying Marks\*\*

26.7

24.0

17.8

All India Rank in this paper

2707

General

OBC (NCL)

SC/ST/PwD

GATE Score

580

Number of Candidates  
Appeared in this paper

104782

\* Normalized marks for multi-session papers

\*\* A candidate is considered qualified if the marks secured are greater than or equal to the qualifying marks mentioned for the category for which valid category certificate, if applicable, is produced along with this scorecard

N. J. Vasa

Prof. Nilesh J. Vasa

March 17, 2019

Digital Fingerprint: f9788ec823fa35c1a584c1d1f3a600bb

Organizing Chairman, GATE 2019  
(on behalf of NCB - GATE, for MHRD)



The GATE 2019 score is calculated using the formula

$$GATE\ Score = S_q + (S_t - S_q) \frac{(M - M_q)}{(\bar{M}_t - M_q)}$$

where,

$M$  is the marks obtained by the candidate in the paper, mentioned on this GATE 2019 scorecard

$M_q$  is the qualifying marks for general category candidate in the paper

$\bar{M}_t$  is the mean of marks of top 0.1% or top 10 (whichever is larger) of the candidates who appeared in the paper (in case of multi-session papers including all sessions)

$S_q = 350$ , is the score assigned to  $M_q$

$S_t = 900$ , is the score assigned to  $\bar{M}_t$

In the GATE 2019 score formula,  $M_q$  is 25 marks (out of 100) or  $\mu + \sigma$ , whichever is greater. Here  $\mu$  is the mean and  $\sigma$  is the standard deviation of marks of all the candidates who appeared in the paper.

Qualifying in GATE 2019 does not guarantee either an admission to a post-graduate program or a scholarship/assistantship. Admitting institutes may conduct further tests and interviews for final selection.

**Codes for XE and XL Paper Sections (compulsory section and any other two sections)**

**XE: Engineering Sciences**

A - Engineering Mathematics (compulsory)

B - Fluid Mechanics

C - Materials Science

D - Solid Mechanics

E - Thermodynamics

F - Polymer Science and Engineering

G - Food Technology

H - Atmospheric and Oceanic Sciences

**XL: Life Sciences**

P - Chemistry (compulsory)

Q - Biochemistry

R - Botany

S - Microbiology

T - Zoology

U - Food Technology

Graduate Aptitude Test in Engineering (GATE) 2019 was organized by Indian Institute of Technology Madras on behalf of the National Coordination Board (NCB) - GATE for the Department of Higher Education, Ministry of Human Resource Development (MHRD), Government of India.





# GATE 2019 Scorecard

## Graduate Aptitude Test in Engineering

15121A04A1

10

Candidate's Details

Name

KEDARISSETTY SAISREE

Registration Number

EC19S57023084

Examination Paper

Electronics and Communication Engineering (EC)



*K. Saisree*

(Candidate's Signature)

Performance

Marks out of 100\*

45.67

Valid from March 17, 2019 to March 16, 2022

Qualifying Marks\*\*

26.7

24.0

17.8

All India Rank in this paper

2976

General

OBC (NCL)

SC/ST/PwD

GATE Score

569

Number of Candidates  
Appeared in this paper

104782

\* Normalized marks for multi-session papers

\*\* A candidate is considered qualified if the marks secured are greater than or equal to the qualifying marks mentioned for the category for which valid category certificate, if applicable, is produced along with this scorecard

Digital Fingerprint: b7916a62daf48409745d3dcc878810ae



*N. J. Vasa*  
Prof. Nilesh J. Vasa

March 17, 2019

Organizing Chairman, GATE 2019  
(on behalf of NCB - GATE, for MHRD)

The GATE 2019 score is calculated using the formula

$$GATE\ Score = S_q + (S_t - S_q) \frac{(M - M_q)}{(\bar{M}_t - M_q)}$$

where,

$M$  is the marks obtained by the candidate in the paper, mentioned on this GATE 2019 scorecard

$M_q$  is the qualifying marks for general category candidate in the paper

$\bar{M}_t$  is the mean of marks of top 0.1% or top 10 (whichever is larger) of the candidates who appeared in the paper (in case of multi-session papers including all sessions)

$S_q = 350$ , is the score assigned to  $M_q$

$S_t = 900$ , is the score assigned to  $\bar{M}_t$

In the GATE 2019 score formula,  $M_q$  is 25 marks (out of 100) or  $\mu + \sigma$ , whichever is greater. Here  $\mu$  is the mean and  $\sigma$  is the standard deviation of marks of all the candidates who appeared in the paper.

Qualifying in GATE 2019 does not guarantee either an admission to a post-graduate program or a scholarship/assistantship. Admitting institutes may conduct further tests and interviews for final selection.

**Codes for XE and XL Paper Sections (compulsory section and any other two sections)**

**XE: Engineering Sciences**

A - Engineering Mathematics (compulsory)

B - Fluid Mechanics

C - Materials Science

D - Solid Mechanics

E - Thermodynamics

F - Polymer Science and Engineering

G - Food Technology

H - Atmospheric and Oceanic Sciences

**XL: Life Sciences**

P - Chemistry (compulsory)

Q - Biochemistry

R - Botany

S - Microbiology

T - Zoology

U - Food Technology

Graduate Aptitude Test in Engineering (GATE) 2019 was organized by Indian Institute of Technology Madras on behalf of the National Coordination Board (NCB) - GATE for the Department of Higher Education, Ministry of Human Resource Development (MHRD), Government of India.





# GATE 2019 Scorecard

## Graduate Aptitude Test in Engineering

Candidate's Details

Name

NALLAPUSALA DHANUNJAYA REDDY

Registration Number

EC19S57021010

Examination Paper

Electronics and Communication Engineering (EC)

N. Dhanunjaya Reddy

(Candidate's Signature)

Performance

Marks out of 100\*

44.67

Valid from March 17, 2019 to March 16, 2022

Qualifying Marks\*\*

26.7

24.0

17.8

All India Rank in this paper

3295

General

OBC (NCL)

SC/ST/PwD

GATE Score

557

Number of Candidates  
Appeared in this paper

104782

\* Normalized marks for multi-session papers

\*\* A candidate is considered qualified if the marks secured are greater than or equal to the qualifying marks mentioned for the category for which valid category certificate, if applicable, is produced along with this scorecard

Digital Fingerprint: 30bc01ad57855f14c1481a6c8047c5d7



N. J. Vasa

Prof. Nilesh J. Vasa

March 17, 2019

Organizing Chairman, GATE 2019  
(on behalf of NCB - GATE, for MHRD)

The GATE 2019 score is calculated using the formula

$$GATE\ Score = S_q + (S_t - S_q) \frac{(M - M_q)}{(\bar{M}_t - M_q)}$$

where,

 $M$  is the marks obtained by the candidate in the paper, mentioned on this GATE 2019 scorecard $M_q$  is the qualifying marks for general category candidate in the paper $\bar{M}_t$  is the mean of marks of top 0.1% or top 10 (whichever is larger) of the candidates who appeared in the paper (in case of multi-session papers including all sessions) $S_q = 350$ , is the score assigned to  $M_q$  $S_t = 900$ , is the score assigned to  $\bar{M}_t$ In the GATE 2019 score formula,  $M_q$  is 25 marks (out of 100) or  $\mu + \sigma$ , whichever is greater. Here  $\mu$  is the mean and  $\sigma$  is the standard deviation of marks of all the candidates who appeared in the paper.

Qualifying in GATE 2019 does not guarantee either an admission to a post-graduate program or a scholarship/assistantship. Admitting institutes may conduct further tests and interviews for final selection.

### Codes for XE and XL Paper Sections (compulsory section and any other two sections)

XE: Engineering Sciences

A - Engineering Mathematics (compulsory)

B - Fluid Mechanics

C - Materials Science

D - Solid Mechanics

E - Thermodynamics

F - Polymer Science and Engineering

G - Food Technology

H - Atmospheric and Oceanic Sciences

XL: Life Sciences

P - Chemistry (compulsory)

Q - Biochemistry

R - Botany

S - Microbiology

T - Zoology

U - Food Technology

Graduate Aptitude Test in Engineering (GATE) 2019 was organized by Indian Institute of Technology Madras on behalf of the National Coordination Board (NCB) - GATE for the Department of Higher Education, Ministry of Human Resource Development (MHRD), Government of India.





# GATE 2019 Scorecard

## Graduate Aptitude Test in Engineering

Candidate's Details

Name


GANDHODI HARSHAVARDHAN

Registration Number

EC19S57023161

Examination Paper

Electronics and Communication Engineering (EC)



*G. Harshavardhan*

(Candidate's Signature)

Performance

Marks out of 100\*

40.33

Valid from March 17, 2019 to March 16, 2022

Qualifying Marks\*\*

26.7

24.0

17.8

All India Rank in this paper

4893

General

OBC (NCL)

SC/ST/PwD

GATE Score

507

Number of Candidates  
Appeared in this paper

104782

\* Normalized marks for multi-session papers

\*\* A candidate is considered qualified if the marks secured are greater than or equal to the qualifying marks mentioned for the category for which valid category certificate, if applicable, is produced along with this scorecard

Digital Fingerprint: 3bb77a64ec5de668219598fad52ef4b4



*N. J. Vasa*

Prof. Nilesh J. Vasa

March 17, 2019

Organizing Chairman, GATE 2019  
(on behalf of NCB - GATE, for MHRD)

The GATE 2019 score is calculated using the formula

$$GATE\ Score = S_q + (S_t - S_q) \frac{(M - M_q)}{(\bar{M}_t - M_q)}$$

where,

$M$  is the marks obtained by the candidate in the paper, mentioned on this GATE 2019 scorecard

$M_q$  is the qualifying marks for general category candidate in the paper

$\bar{M}_t$  is the mean of marks of top 0.1% or top 10 (whichever is larger) of the candidates who appeared in the paper (in case of multi-session papers including all sessions)

$S_q = 350$ , is the score assigned to  $M_q$

$S_t = 900$ , is the score assigned to  $\bar{M}_t$

In the GATE 2019 score formula,  $M_q$  is 25 marks (out of 100) or  $\mu + \sigma$ , whichever is greater. Here  $\mu$  is the mean and  $\sigma$  is the standard deviation of marks of all the candidates who appeared in the paper.

Qualifying in GATE 2019 does not guarantee either an admission to a post-graduate program or a scholarship/assistantship. Admitting institutes may conduct further tests and interviews for final selection.

### Codes for XE and XL Paper Sections (compulsory section and any other two sections)

#### XE: Engineering Sciences

- A - Engineering Mathematics (compulsory)
- B - Fluid Mechanics
- C - Materials Science
- D - Solid Mechanics
- E - Thermodynamics
- F - Polymer Science and Engineering
- G - Food Technology
- H - Atmospheric and Oceanic Sciences

#### XL: Life Sciences

- P - Chemistry (compulsory)
- Q - Biochemistry
- R - Botany
- S - Microbiology
- T - Zoology
- U - Food Technology

Graduate Aptitude Test in Engineering (GATE) 2019 was organized by Indian Institute of Technology Madras on behalf of the National Coordination Board (NCB) - GATE for the Department of Higher Education, Ministry of Human Resource Development (MHRD), Government of India.





# GATE 2019 Scorecard

## Graduate Aptitude Test in Engineering

15121A04J9

Candidate's Details

Name

S SRINIVAS REDDY

Registration Number

EC19S57025029

Examination Paper

Electronics and Communication Engineering (EC)



S. Srinivas Reddy

(Candidate's Signature)

Performance

Marks out of 100\*

39.33

Valid from March 17, 2019 to March 16, 2022

Qualifying Marks\*\*

26.7

24.0

17.8

All India Rank in this paper

5319

General

OBC (NCL)

SC/ST/PwD

GATE Score

496

Number of Candidates  
Appeared in this paper

104782

\* Normalized marks for multi-session papers

\*\* A candidate is considered qualified if the marks secured are greater than or equal to the qualifying marks mentioned for the category for which valid category certificate, if applicable, is produced along with this scorecard

Digital Fingerprint: e35f0165dabc24e5e3d1c9d1c8ca30b2



N. J. Vasa

Prof. Nilesch J. Vasa

March 17, 2019

Organizing Chairman, GATE 2019  
(on behalf of NCB - GATE, for MHRD)

The GATE 2019 score is calculated using the formula

$$GATE\ Score = S_q + (S_t - S_q) \frac{(M - M_q)}{(\bar{M}_t - M_q)}$$

where,

$M$  is the marks obtained by the candidate in the paper, mentioned on this GATE 2019 scorecard

$M_q$  is the qualifying marks for general category candidate in the paper

$\bar{M}_t$  is the mean of marks of top 0.1% or top 10 (whichever is larger) of the candidates who appeared in the paper (in case of multi-session papers including all sessions)

$S_q = 350$ , is the score assigned to  $M_q$

$S_t = 900$ , is the score assigned to  $\bar{M}_t$

In the GATE 2019 score formula,  $M_q$  is 25 marks (out of 100) or  $\mu + \sigma$ , whichever is greater. Here  $\mu$  is the mean and  $\sigma$  is the standard deviation of marks of all the candidates who appeared in the paper.

Qualifying in GATE 2019 does not guarantee either an admission to a post-graduate program or a scholarship/assistantship. Admitting institutes may conduct further tests and interviews for final selection.

**Codes for XE and XL Paper Sections (compulsory section and any other two sections)**

**XE: Engineering Sciences**

A - Engineering Mathematics (compulsory)

B - Fluid Mechanics

C - Materials Science

D - Solid Mechanics

E - Thermodynamics

F - Polymer Science and Engineering

G - Food Technology

H - Atmospheric and Oceanic Sciences

**XL: Life Sciences**

P - Chemistry (compulsory)

Q - Biochemistry

R - Botany

S - Microbiology

T - Zoology

U - Food Technology

Graduate Aptitude Test in Engineering (GATE) 2019 was organized by Indian Institute of Technology Madras on behalf of the National Coordination Board (NCB) - GATE for the Department of Higher Education, Ministry of Human Resource Development (MHRD), Government of India.





# GATE 2019 Scorecard

## Graduate Aptitude Test in Engineering

Candidate's Details

Name

M S DRISHYADA

Registration Number

EC19S57021177

Examination Paper

Electronics and Communication Engineering (EC)



(Candidate's Signature)

Performance

Marks out of 100\*

39.00

Valid from March 17, 2019 to March 16, 2022

Qualifying Marks\*\*

26.7

24.0

17.8

All India Rank in this paper

5459

General

OBC (NCL)

SC/ST/PwD

GATE Score

492

Number of Candidates  
Appeared in this paper

104782

\* Normalized marks for multi-session papers

\*\* A candidate is considered qualified if the marks secured are greater than or equal to the qualifying marks mentioned for the category for which valid category certificate, if applicable, is produced along with this scorecard

Digital Fingerprint: f6b5ea585d9f27ac84d96161a88bedcf



N. J. Vasa

Prof. Nilesh J. Vasa

March 17, 2019

Organizing Chairman, GATE 2019  
(on behalf of NCB - GATE, for MHRD)

The GATE 2019 score is calculated using the formula

$$GATE\ Score = S_q + (S_t - S_q) \frac{(M - M_q)}{(\bar{M}_t - M_q)}$$

where,

 $M$  is the marks obtained by the candidate in the paper, mentioned on this GATE 2019 scorecard $M_q$  is the qualifying marks for general category candidate in the paper $\bar{M}_t$  is the mean of marks of top 0.1% or top 10 (whichever is larger) of the candidates who appeared in the paper (in case of multi-session papers including all sessions) $S_q = 350$ , is the score assigned to  $M_q$  $S_t = 900$ , is the score assigned to  $\bar{M}_t$ In the GATE 2019 score formula,  $M_q$  is 25 marks (out of 100) or  $\mu + \sigma$ , whichever is greater. Here  $\mu$  is the mean and  $\sigma$  is the standard deviation of marks of all the candidates who appeared in the paper.

Qualifying in GATE 2019 does not guarantee either an admission to a post-graduate program or a scholarship/assistantship. Admitting institutes may conduct further tests and interviews for final selection.

**Codes for XE and XL Paper Sections (compulsory section and any other two sections)****XE: Engineering Sciences**

A - Engineering Mathematics (compulsory)

B - Fluid Mechanics

C - Materials Science

D - Solid Mechanics

E - Thermodynamics

F - Polymer Science and Engineering

G - Food Technology

H - Atmospheric and Oceanic Sciences

**XL: Life Sciences**

P - Chemistry (compulsory)

Q - Biochemistry

R - Botany

S - Microbiology

T - Zoology

U - Food Technology

Graduate Aptitude Test in Engineering (GATE) 2019 was organized by Indian Institute of Technology Madras on behalf of the National Coordination Board (NCB) - GATE for the Department of Higher Education, Ministry of Human Resource Development (MHRD), Government of India.





# GATE 2019 Scorecard

## Graduate Aptitude Test in Engineering

Candidate's Details

Name

MAREDDY SAISREE

Registration Number

EC19S57024216

Examination Paper

Electronics and Communication Engineering (EC)



(Candidate's Signature)

Performance

Marks out of 100\*

38.67

Valid from March 17, 2019 to March 16, 2022

Qualifying Marks\*\*

26.7

24.0

17.8

All India Rank in this paper

5622

General

OBC (NCL)

SC/ST/PwD

GATE Score

488

Number of Candidates  
Appeared in this paper

104782

\* Normalized marks for multi-session papers

\*\* A candidate is considered qualified if the marks secured are greater than or equal to the qualifying marks mentioned for the category for which valid category certificate, if applicable, is produced along with this scorecard

N. J. Vasa

Prof. Nilesh J. Vasa

March 17, 2019

Organizing Chairman, GATE 2019  
(on behalf of NCB - GATE, for MHRD)

Digital Fingerprint: f87d0503ce74fc4187319276e513aec0



The GATE 2019 score is calculated using the formula

$$GATE\ Score = S_q + (S_t - S_q) \frac{(M - M_q)}{(\bar{M}_t - M_q)}$$

where,

 $M$  is the marks obtained by the candidate in the paper, mentioned on this GATE 2019 scorecard $M_q$  is the qualifying marks for general category candidate in the paper $\bar{M}_t$  is the mean of marks of top 0.1% or top 10 (whichever is larger) of the candidates who appeared in the paper (in case of multi-session papers including all sessions) $S_q = 350$ , is the score assigned to  $M_q$  $S_t = 900$ , is the score assigned to  $\bar{M}_t$ 

In the GATE 2019 score formula,  $M_q$  is 25 marks (out of 100) or  $\mu + \sigma$ , whichever is greater. Here  $\mu$  is the mean and  $\sigma$  is the standard deviation of marks of all the candidates who appeared in the paper.

Qualifying in GATE 2019 does not guarantee either an admission to a post-graduate program or a scholarship/assistantship. Admitting institutes may conduct further tests and interviews for final selection.

**Codes for XE and XL Paper Sections (compulsory section and any other two sections)**

**XE: Engineering Sciences**

A - Engineering Mathematics (compulsory)

B - Fluid Mechanics

C - Materials Science

D - Solid Mechanics

E - Thermodynamics

F - Polymer Science and Engineering

G - Food Technology

H - Atmospheric and Oceanic Sciences

**XL: Life Sciences**

P - Chemistry (compulsory)

Q - Biochemistry

R - Botany

S - Microbiology

T - Zoology

U - Food Technology

Graduate Aptitude Test in Engineering (GATE) 2019 was organized by Indian Institute of Technology Madras on behalf of the National Coordination Board (NCB) - GATE for the Department of Higher Education, Ministry of Human Resource Development (MHRD), Government of India.





# GATE 2019 Scorecard

## Graduate Aptitude Test in Engineering

Candidate's Details

Name


MUTHYALA KARTHIK

Registration Number

EC19S57020041

Examination Paper

Electronics and Communication Engineering (EC)



M. Karthik

(Candidate's Signature)

Performance

Marks out of 100\*

38.67

Valid from March 17, 2019 to March 16, 2022

Qualifying Marks\*\*

26.7

24.0

17.8

All India Rank in this paper

5622

General OBC (NCL) SC/ST/PwD

GATE Score

488

Number of Candidates  
Appeared in this paper

104782

\* Normalized marks for multi-session papers

\*\* A candidate is considered qualified if the marks secured are greater than or equal to the qualifying marks mentioned for the category for which valid category certificate, if applicable, is produced along with this scorecard

Digital Fingerprint: d216c41afc9280e53e4767879d462e08



N. J. Vasa  
Prof. Nilesh J. Vasa

March 17, 2019

Organizing Chairman, GATE 2019  
(on behalf of NCB - GATE, for MHRD)

The GATE 2019 score is calculated using the formula

$$GATE\ Score = S_q + (S_t - S_q) \frac{(M - M_q)}{(\bar{M}_t - M_q)}$$

where,

$M$  is the marks obtained by the candidate in the paper, mentioned on this GATE 2019 scorecard

$M_q$  is the qualifying marks for general category candidate in the paper

$\bar{M}_t$  is the mean of marks of top 0.1% or top 10 (whichever is larger) of the candidates who appeared in the paper (in case of multi-session papers including all sessions)

$S_q = 350$ , is the score assigned to  $M_q$

$S_t = 900$ , is the score assigned to  $\bar{M}_t$

In the GATE 2019 score formula,  $M_q$  is 25 marks (out of 100) or  $\mu + \sigma$ , whichever is greater. Here  $\mu$  is the mean and  $\sigma$  is the standard deviation of marks of all the candidates who appeared in the paper.

Qualifying in GATE 2019 does not guarantee either an admission to a post-graduate program or a scholarship/assistantship. Admitting institutes may conduct further tests and interviews for final selection.

**Codes for XE and XL Paper Sections (compulsory section and any other two sections)**

**XE: Engineering Sciences**

A - Engineering Mathematics (compulsory)

B - Fluid Mechanics

C - Materials Science

D - Solid Mechanics

E - Thermodynamics

F - Polymer Science and Engineering

G - Food Technology

H - Atmospheric and Oceanic Sciences

**XL: Life Sciences**

P - Chemistry (compulsory)

Q - Biochemistry

R - Botany

S - Microbiology

T - Zoology

U - Food Technology

Graduate Aptitude Test in Engineering (GATE) 2019 was organized by Indian Institute of Technology Madras on behalf of the National Coordination Board (NCB) - GATE for the Department of Higher Education, Ministry of Human Resource Development (MHRD), Government of India.





# GATE 2019 Scorecard

## Graduate Aptitude Test in Engineering

Candidate's Details

Name

SHAIK SADIQ ALI

Registration Number

EC19S57020068

Examination Paper

Electronics and Communication Engineering (EC)



S. Sadiq Ali

(Candidate's Signature)

Performance

Marks out of 100\*

38.33

Valid from March 17, 2019 to March 16, 2022

Qualifying Marks\*\*

26.7

24.0

17.8

All India Rank in this paper

5767

General

OBC (NCL)

SC/ST/PwD

GATE Score

484

Number of Candidates

Appeared in this paper

104782

\* Normalized marks for multi-session papers

\*\* A candidate is considered qualified if the marks secured are greater than or equal to the qualifying marks mentioned for the category for which valid category certificate, if applicable, is produced along with the scorecard.

Digital Fingerprint: ccf5b59dd78fd5380e98f6b6a35d



N. J. Vasa

Prof. Nilesh J. Vasa

March 17, 2019

Organizing Chairman, GATE 2019  
(on behalf of NCB - GATE, for MHRD)

The GATE 2019 score is calculated using the formula

$$\text{GATE Score} = S_q + (S_t - S_q) \frac{(M - M_q)}{(M_t - M_q)}$$

where,

 $M$  is the marks obtained by the candidate in the paper, mentioned on this GATE 2019 scorecard $M_q$  is the qualifying marks for general category candidate in the paper $M_t$  is the mean of marks of top 0.1% or top 10 (whichever is larger) of the candidates who appeared in the paper (in case of multi-session papers including all sessions) $S_q = 350$ , is the score assigned to  $M_q$  $S_t = 900$ , is the score assigned to  $M_t$ In the GATE 2019 score formula,  $M_q$  is 25 marks (out of 100) or  $\mu + \sigma$ , whichever is greater. Here  $\mu$  is the mean and  $\sigma$  is the standard deviation of marks of all the candidates who appeared in the paper.

Qualifying in GATE 2019 does not guarantee either an admission to a post-graduate program or a scholarship/assistantship. Admitting institutes may conduct further tests and interviews for final selection.

Codes for XE and XL Paper Sections (compulsory section and any other two sections)

XE: Engineering Sciences

A - Engineering Mathematics (compulsory)

B - Fluid Mechanics

C - Materials Science

D - Solid Mechanics

E - Thermodynamics

F - Polymer Science and Engineering

G - Food Technology

H - Atmospheric and Oceanic Sciences

XL: Life Sciences

P - Chemistry (compulsory)

Q - Biochemistry

R - Botany

S - Microbiology

T - Zoology

U - Food Technology

Graduate Aptitude Test in Engineering (GATE) 2019 was organized by Indian Institute of Technology Madras on behalf of the National Coordination Board (NCB) - GATE for the Department of Higher Education, Ministry of Human Resource Development (MHRD), Government of India.



15121A04J1



# GATE 2019 Scorecard

## Graduate Aptitude Test in Engineering

Candidate's Details

Name

RAMIREDDY MOUNICA

Registration Number

EC19S57021087

Examination Paper

Electronics and Communication Engineering (EC)



R. Mounica

(Candidate's Signature)

Performance

Marks out of 100\*

36.67

Valid from March 17, 2019 to March 16, 2022

Qualifying Marks\*\*

26.7

24.0

17.8

All India Rank in this paper

6641

General

OBC (NCL)

SC/ST/PwD

GATE Score

465

Number of Candidates  
Appeared in this paper

104782

\* Normalized marks for multi-session papers

\*\* A candidate is considered qualified if the marks secured are greater than or equal to the qualifying marks mentioned for the category for which valid category certificate, if applicable, is produced along with this scorecard

N. J. Vasa

Prof. Nilesh J. Vasa

March 17, 2019

Digital Fingerprint: b9b67e4709672ca00c137528b70492e4

Organizing Chairman, GATE 2019  
(on behalf of NCB - GATE, for MHRD)

The GATE 2019 score is calculated using the formula

$$GATE\ Score = S_q + (S_t - S_q) \frac{(M - M_q)}{(\bar{M}_t - M_q)}$$

where,

 $M$  is the marks obtained by the candidate in the paper, mentioned on this GATE 2019 scorecard $M_q$  is the qualifying marks for general category candidate in the paper $\bar{M}_t$  is the mean of marks of top 0.1% or top 10 (whichever is larger) of the candidates who appeared in the paper (in case of multi-session papers including all sessions) $S_q = 350$ , is the score assigned to  $M_q$  $S_t = 900$ , is the score assigned to  $\bar{M}_t$ In the GATE 2019 score formula,  $M_q$  is 25 marks (out of 100) or  $\mu + \sigma$ , whichever is greater. Here  $\mu$  is the mean and  $\sigma$  is the standard deviation of marks of all the candidates who appeared in the paper.

Qualifying in GATE 2019 does not guarantee either an admission to a post-graduate program or a scholarship/assistantship. Admitting institutes may conduct further tests and interviews for final selection.

### Codes for XE and XL Paper Sections (compulsory section and any other two sections)

#### XE: Engineering Sciences

- A - Engineering Mathematics (compulsory)
- B - Fluid Mechanics
- C - Materials Science
- D - Solid Mechanics
- E - Thermodynamics
- F - Polymer Science and Engineering
- G - Food Technology
- H - Atmospheric and Oceanic Sciences

#### XL: Life Sciences

- P - Chemistry (compulsory)
- Q - Biochemistry
- R - Botany
- S - Microbiology
- T - Zoology
- U - Food Technology

Graduate Aptitude Test in Engineering (GATE) 2019 was organized by Indian Institute of Technology Madras on behalf of the National Coordination Board (NCB) - GATE for the Department of Higher Education, Ministry of Human Resource Development (MHRD), Government of India.





# GATE 2019 Scorecard

## Graduate Aptitude Test in Engineering

Candidate's Details

Name

JANAPANENI RAMA DEVI

Registration Number

EC19S56009395

Examination Paper

Electronics and Communication Engineering (EC)



*J. Rama Devi*

(Candidate's Signature)

Performance

Marks out of 100\*

36.33

Valid from March 17, 2019 to March 16, 2022

Qualifying Marks\*\*

26.7

24.0

17.8

All India Rank in this paper

6797

General

OBC (NCL)

SC/ST/PwD

GATE Score

461

Number of Candidates  
Appeared in this paper

104782

\* Normalized marks for multi-session papers

\*\* A candidate is considered qualified if the marks secured are greater than or equal to the qualifying marks mentioned for the category for which valid category certificate, if applicable, is produced along with this scorecard

Digital Fingerprint: 5085a529375594fc5a3bb6a91a05b273



*N. J. Vasa*

Prof. Nilesh J. Vasa

March 17, 2019

Organizing Chairman, GATE 2019  
(on behalf of NCB - GATE, for MHRD)

The GATE 2019 score is calculated using the formula

$$GATE\ Score = S_q + (S_t - S_q) \frac{(M - M_q)}{(\bar{M}_t - M_q)}$$

where,

$M$  is the marks obtained by the candidate in the paper, mentioned on this GATE 2019 scorecard

$M_q$  is the qualifying marks for general category candidate in the paper

$\bar{M}_t$  is the mean of marks of top 0.1% or top 10 (whichever is larger) of the candidates who appeared in the paper (in case of multi-session papers including all sessions)

$S_q = 350$ , is the score assigned to  $M_q$

$S_t = 900$ , is the score assigned to  $\bar{M}_t$

In the GATE 2019 score formula,  $M_q$  is 25 marks (out of 100) or  $\mu + \sigma$ , whichever is greater. Here  $\mu$  is the mean and  $\sigma$  is the standard deviation of marks of all the candidates who appeared in the paper.

Qualifying in GATE 2019 does not guarantee either an admission to a post-graduate program or a scholarship/assistantship. Admitting institutes may conduct further tests and interviews for final selection.

**Codes for XE and XL Paper Sections (compulsory section and any other two sections)**

**XE: Engineering Sciences**

A - Engineering Mathematics (compulsory)

B - Fluid Mechanics

C - Materials Science

D - Solid Mechanics

E - Thermodynamics

F - Polymer Science and Engineering

G - Food Technology

H - Atmospheric and Oceanic Sciences

**XL: Life Sciences**

P - Chemistry (compulsory)

Q - Biochemistry

R - Botany

S - Microbiology

T - Zoology

U - Food Technology

Graduate Aptitude Test in Engineering (GATE) 2019 was organized by Indian Institute of Technology Madras on behalf of the National Coordination Board (NCB) - GATE for the Department of Higher Education, Ministry of Human Resource Development (MHRD), Government of India.





# GATE 2019 Scorecard

## Graduate Aptitude Test in Engineering

Candidate's Details

Name

KONDREDDY MOUNIKA

Registration Number

EC19S57022123

Examination Paper

Electronics and Communication Engineering (EC)



K. Mounika

(Candidate's Signature)

Performance

Marks out of 100\*

35.33

Valid from March 17, 2019 to March 16, 2022

Qualifying Marks\*\*

26.7

24.0

17.8

General OBC (NCL) SC/ST/PwD

All India Rank in this paper

7304

GATE Score

449

Number of Candidates  
Appeared in this paper

104782

\* Normalized marks for multi-session papers

\*\* A candidate is considered qualified if the marks secured are greater than or equal to the qualifying marks mentioned for the category for which valid category certificate, if applicable, is produced along with this scorecard

Digital Fingerprint: 142e985cfdc0c651464838ca3d6ea7f8

N. J. Vasa  
Prof. Nilesh J. Vasa

March 17, 2019

Organizing Chairman, GATE 2019  
(on behalf of NCB - GATE, for MHRD)

The GATE 2019 score is calculated using the formula

$$GATE\ Score = S_q + (S_t - S_q) \frac{(M - M_q)}{(\bar{M}_t - M_q)}$$

where,

 $M$  is the marks obtained by the candidate in the paper, mentioned on this GATE 2019 scorecard $M_q$  is the qualifying marks for general category candidate in the paper $\bar{M}_t$  is the mean of marks of top 0.1% or top 10 (whichever is larger) of the candidates who appeared in the paper (in case of multi-session papers including all sessions) $S_q = 350$ , is the score assigned to  $M_q$  $S_t = 900$ , is the score assigned to  $\bar{M}_t$ In the GATE 2019 score formula,  $M_q$  is 25 marks (out of 100) or  $\mu + \sigma$ , whichever is greater. Here  $\mu$  is the mean and  $\sigma$  is the standard deviation of marks of all the candidates who appeared in the paper.

Qualifying in GATE 2019 does not guarantee either an admission to a post-graduate program or a scholarship/assistantship. Admitting institutes may conduct further tests and interviews for final selection.

### Codes for XE and XL Paper Sections (compulsory section and any other two sections)

#### XE: Engineering Sciences

- A - Engineering Mathematics (compulsory)
- B - Fluid Mechanics
- C - Materials Science
- D - Solid Mechanics
- E - Thermodynamics
- F - Polymer Science and Engineering
- G - Food Technology
- H - Atmospheric and Oceanic Sciences

#### XL: Life Sciences

- P - Chemistry (compulsory)
- Q - Biochemistry
- R - Botany
- S - Microbiology
- T - Zoology
- U - Food Technology

Graduate Aptitude Test in Engineering (GATE) 2019 was organized by Indian Institute of Technology Madras on behalf of the National Coordination Board (NCB) - GATE for the Department of Higher Education, Ministry of Human Resource Development (MHRD), Government of India.



(.)

**Information Brochure**

(<https://drive.google.com/file/d/1RtoGVaJH7zq3U0pG0pGo5/view?usp=sharing>)  
Welcome, Avula Ramya Sree

**Documents For Application**

(<https://drive.google.com/file/d/15N76Xr9FwOG2klVYRpeRyetsm-Mca1/view?usp=sharing>)

**Important Dates**

(<http://gate.iitm.ac.in>)

**Eligibility**

(<https://drive.google.com/file/d/1LmlvVCNMEygcHRL-shrH15-nMogo9L3f/view?usp=sharing>)

**FAQs**

(<https://drive.google.com/file/d/1sYz-On597U5Wzcb0hYusRLOGLupQosWf/view?usp=sharing>)

**Important Notice**

(<http://gate.iitm.ac.in>)

**SCORECARD**

**GATE 2019 Result**

**Name**

AVULA RAMYA SREE

**Registration Number**

EC19857023136

**Gender**

Female

**Examination Paper**

Electronics and Communication Engineering (EC)



**Marks out of 100#**

35.00

**All India Rank in this paper**

7526

**Qualifying Marks##**

26.7

24.0

17.8

General OBC (NCL) SC/ST/PwD

**GATE Score**

446

# Normalized marks for multisession papers (CE and ME)

## A candidate is considered qualified if the marks secured are greater than or equal to the qualifying marks mentioned for the category for which a valid Category Certificate, if applicable, is produced along with this scorecard.

**Note:**

- The marks and score provided here are for information only.
- An electronic or paper copy of this document is not valid for admission.
- The official GATE 2019 Score Card can be downloaded from the GOAPS site between March 20, 2019 and May 31, 2019 by the qualified candidates only.
- For the papers CE and ME, qualifying marks and score are based on "Normalized Marks".

[View Response \(https://cdn4.digialm.com/per/g01/pub/585/touchstone/AssessmentQPHTMLMode1//GATE1893/GAT](https://cdn4.digialm.com/per/g01/pub/585/touchstone/AssessmentQPHTMLMode1//GATE1893/GAT)

[Download Scorecard \(dlScorecard.html\)](#)

[Download Application Form \(dlApplicationForm.html\)](#)





# GATE 2019 Scorecard

## Graduate Aptitude Test in Engineering

1512/A0450

Candidate's Details

Name

CIMBILI MANASA

Registration Number

EC19S57023216

Examination Paper

Electronics and Communication Engineering (EC)



C. Manasa

(Candidate's Signature)

Performance

Marks out of 100\*

32.67

Valid from March 17, 2019 to March 16, 2022

Qualifying Marks\*\*

26.7

24.0

17.8

All India Rank in this paper

9150

General

OBC (NCL)

SC/ST/PwD

GATE Score

419

Number of Candidates  
Appeared in this paper

104782

\* Normalized marks for multi-session papers

\*\* A candidate is considered qualified if the marks secured are greater than or equal to the qualifying marks mentioned for the category for which valid category certificate, if applicable, is produced along with this scorecard

N. J. Vasa

Prof. Nilesh J. Vasa

March 17, 2019

Digital Fingerprint: 883039b5ba3a50cf80ae2e75578f5e58

Organizing Chairman, GATE 2019  
(on behalf of NCB - GATE, for MHRD)



The GATE 2019 score is calculated using the formula

$$GATE\ Score = S_q + (S_t - S_q) \frac{(M - M_q)}{(\bar{M}_t - M_q)}$$

where,

$M$  is the marks obtained by the candidate in the paper, mentioned on this GATE 2019 scorecard

$M_q$  is the qualifying marks for general category candidate in the paper

$\bar{M}_t$  is the mean of marks of top 0.1% or top 10 (whichever is larger) of the candidates who appeared in the paper (in case of multi-session papers including all sessions)

$S_q = 350$ , is the score assigned to  $M_q$

$S_t = 900$ , is the score assigned to  $\bar{M}_t$

In the GATE 2019 score formula,  $M_q$  is 25 marks (out of 100) or  $\mu + \sigma$ , whichever is greater. Here  $\mu$  is the mean and  $\sigma$  is the standard deviation of marks of all the candidates who appeared in the paper.

Qualifying in GATE 2019 does not guarantee either an admission to a post-graduate program or a scholarship/assistantship. Admitting institutes may conduct further tests and interviews for final selection.

**Codes for XE and XL Paper Sections (compulsory section and any other two sections)**

**XE: Engineering Sciences**

A - Engineering Mathematics (compulsory)

B - Fluid Mechanics

C - Materials Science

D - Solid Mechanics

E - Thermodynamics

F - Polymer Science and Engineering

G - Food Technology

H - Atmospheric and Oceanic Sciences

**XL: Life Sciences**

P - Chemistry (compulsory)

Q - Biochemistry

R - Botany

S - Microbiology

T - Zoology

U - Food Technology

Graduate Aptitude Test in Engineering (GATE) 2019 was organized by Indian Institute of Technology Madras on behalf of the National Coordination Board (NCB) - GATE for the Department of Higher Education, Ministry of Human Resource Development (MHRD), Government of India.





# GATE 2019 Scorecard

## Graduate Aptitude Test in Engineering

Candidate's Details

Name

VENKATA RAMANAIAH MALLEMKONDU

Registration Number

EC19S57025065

Examination Paper

Electronics and Communication Engineering (EC)



*M.V. Ramanaiah*

(Candidate's Signature)

Performance

Marks out of 100\*

31.67

Valid from March 17, 2019 to March 16, 2022

Qualifying Marks\*\*

26.7

24.0

17.8

All India Rank in this paper

9896

General

OBC (NCL)

SC/ST/PwD

GATE Score

407

Number of Candidates  
Appeared in this paper

104782

\* Normalized marks for multi-session papers

\*\* A candidate is considered qualified if the marks secured are greater than or equal to the qualifying marks mentioned for the category for which valid category certificate, if applicable, is produced along with this scorecard

*N. J. Vasa*

Prof. Nilesh J. Vasa

March 17, 2019

Digital Fingerprint: 06763c2d1fd5eaba02d3769f101c58fb

Organizing Chairman, GATE 2019  
(on behalf of NCB - GATE, for MHRD)



The GATE 2019 score is calculated using the formula

$$GATE\ Score = S_q + (S_t - S_q) \frac{(M - M_q)}{(\bar{M}_t - M_q)}$$

where,

$M$  is the marks obtained by the candidate in the paper, mentioned on this GATE 2019 scorecard

$M_q$  is the qualifying marks for general category candidate in the paper

$\bar{M}_t$  is the mean of marks of top 0.1% or top 10 (whichever is larger) of the candidates who appeared in the paper (in case of multi-session papers including all sessions)

$S_q = 350$ , is the score assigned to  $M_q$

$S_t = 900$ , is the score assigned to  $\bar{M}_t$

In the GATE 2019 score formula,  $M_q$  is 25 marks (out of 100) or  $\mu + \sigma$ , whichever is greater. Here  $\mu$  is the mean and  $\sigma$  is the standard deviation of marks of all the candidates who appeared in the paper.

Qualifying in GATE 2019 does not guarantee either an admission to a post-graduate program or a scholarship/assistantship. Admitting institutes may conduct further tests and interviews for final selection.

**Codes for XE and XL Paper Sections (compulsory section and any other two sections)**

**XE: Engineering Sciences**

A - Engineering Mathematics (compulsory)

B - Fluid Mechanics

C - Materials Science

D - Solid Mechanics

E - Thermodynamics

F - Polymer Science and Engineering

G - Food Technology

H - Atmospheric and Oceanic Sciences

**XL: Life Sciences**

P - Chemistry (compulsory)

Q - Biochemistry

R - Botany

S - Microbiology

T - Zoology

U - Food Technology

Graduate Aptitude Test in Engineering (GATE) 2019 was organized by Indian Institute of Technology Madras on behalf of the National Coordination Board (NCB) - GATE for the Department of Higher Education, Ministry of Human Resource Development (MHRD), Government of India.





# GATE 2019 Scorecard

## Graduate Aptitude Test in Engineering

15121A04C7

24

Candidate's Details

Name

KURUBA VINAY KUMAR

Registration Number

EC19S57025039

Examination Paper

Electronics and Communication Engineering (EC)



K. vinay kumar

(Candidate's Signature)

Performance

Marks out of 100\*

30.33

Valid from March 17, 2019 to March 16, 2022

Qualifying Marks\*\*

26.7

24.0

17.8

All India Rank in this paper

10965

General OBC (NCL) SC/ST/PwD

GATE Score

392

Number of Candidates  
Appeared in this paper

104782

\* Normalized marks for multi-session papers

\*\* A candidate is considered qualified if the marks secured are greater than or equal to the qualifying marks mentioned for the category for which valid category certificate, if applicable, is produced along with this scorecard

Digital Fingerprint: 1f4227c57739cd95a9c6e0b2273b84ce



N. J. Vasa

Prof. Nilesh J. Vasa

March 17, 2019

Organizing Chairman, GATE 2019  
(on behalf of NCB - GATE, for MHRD)

The GATE 2019 score is calculated using the formula

$$GATE\ Score = S_q + (S_t - S_q) \frac{(M - M_q)}{(\bar{M}_t - M_q)}$$

where,

$M$  is the marks obtained by the candidate in the paper, mentioned on this GATE 2019 scorecard

$M_q$  is the qualifying marks for general category candidate in the paper

$\bar{M}_t$  is the mean of marks of top 0.1% or top 10 (whichever is larger) of the candidates who appeared in the paper (in case of multi-session papers including all sessions)

$S_q = 350$ , is the score assigned to  $M_q$

$S_t = 900$ , is the score assigned to  $\bar{M}_t$

In the GATE 2019 score formula,  $M_q$  is 25 marks (out of 100) or  $\mu + \sigma$ , whichever is greater. Here  $\mu$  is the mean and  $\sigma$  is the standard deviation of marks of all the candidates who appeared in the paper.

Qualifying in GATE 2019 does not guarantee either an admission to a post-graduate program or a scholarship/assistantship. Admitting institutes may conduct further tests and interviews for final selection.

**Codes for XE and XL Paper Sections (compulsory section and any other two sections)**

**XE: Engineering Sciences**

A - Engineering Mathematics (compulsory)

B - Fluid Mechanics

C - Materials Science

D - Solid Mechanics

E - Thermodynamics

F - Polymer Science and Engineering

G - Food Technology

H - Atmospheric and Oceanic Sciences

**XL: Life Sciences**

P - Chemistry (compulsory)

Q - Biochemistry

R - Botany

S - Microbiology

T - Zoology

U - Food Technology

Graduate Aptitude Test in Engineering (GATE) 2019 was organized by Indian Institute of Technology Madras on behalf of the National Coordination Board (NCB) - GATE for the Department of Higher Education, Ministry of Human Resource Development (MHRD), Government of India.





# GATE 2019 Scorecard

## Graduate Aptitude Test in Engineering

15121A04N6

Candidate's Details

Name

LAKSHMIKANTH VELPULA

Registration Number

EC19S57020119

Examination Paper

Electronics and Communication Engineering (EC)



*LakshmiKanth*

(Candidate's Signature)

Performance

Marks out of 100\*

30.33

Qualifying Marks\*\*

26.7

24.0

17.8

General

OBC (NCL)

SC/ST/PwD

GATE Score

392

Valid from March 17, 2019 to March 16, 2022

All India Rank in this paper

10965

Number of Candidates  
Appeared in this paper

104782

\* Normalized marks for multi-session papers

\*\* A candidate is considered qualified if the marks secured are greater than or equal to the qualifying marks mentioned for the category for which valid category certificate, if applicable, is produced along with this scorecard

Digital Fingerprint: 81817f333b48327ecbeb8eedc3c7a1a7



*N. J. Vasa*  
Prof. Nilesh J. Vasa

March 17, 2019

Organizing Chairman, GATE 2019  
(on behalf of NCB - GATE, for MHRD)

The GATE 2019 score is calculated using the formula

$$GATE\ Score = S_q + (S_t - S_q) \frac{(M - M_q)}{(\bar{M}_t - M_q)}$$

where,

$M$  is the marks obtained by the candidate in the paper, mentioned on this GATE 2019 scorecard

$M_q$  is the qualifying marks for general category candidate in the paper

$\bar{M}_t$  is the mean of marks of top 0.1% or top 10 (whichever is larger) of the candidates who appeared in the paper (in case of multi-session papers including all sessions)

$S_q = 350$ , is the score assigned to  $M_q$

$S_t = 900$ , is the score assigned to  $\bar{M}_t$

In the GATE 2019 score formula,  $M_q$  is 25 marks (out of 100) or  $\mu + \sigma$ , whichever is greater. Here  $\mu$  is the mean and  $\sigma$  is the standard deviation of marks of all the candidates who appeared in the paper.

Qualifying in GATE 2019 does not guarantee either an admission to a post-graduate program or a scholarship/assistantship. Admitting institutes may conduct further tests and interviews for final selection.

**Codes for XE and XL Paper Sections (compulsory section and any other two sections)**

**XE: Engineering Sciences**

A - Engineering Mathematics (compulsory)

B - Fluid Mechanics

C - Materials Science

D - Solid Mechanics

E - Thermodynamics

F - Polymer Science and Engineering

G - Food Technology

H - Atmospheric and Oceanic Sciences

**XL: Life Sciences**

P - Chemistry (compulsory)

Q - Biochemistry

R - Botany

S - Microbiology

T - Zoology

U - Food Technology

Graduate Aptitude Test in Engineering (GATE) 2019 was organized by Indian Institute of Technology Madras on behalf of the National Coordination Board (NCB) - GATE for the Department of Higher Education, Ministry of Human Resource Development (MHRD), Government of India.





# GATE 2019 Scorecard

## Graduate Aptitude Test in Engineering

Candidate's Details

Name

BYSANI SAI NAVEEN

Registration Number

EC19S57024172

Examination Paper

Electronics and Communication Engineering (EC)



B. Sai naveen..

(Candidate's Signature)

Performance

Marks out of 100\*

29.33

Valid from March 17, 2019 to March 16, 2022

Qualifying Marks\*\*

26.7

24.0

17.8

All India Rank in this paper

11855

General

OBC (NCL)

SC/ST/PwD

GATE Score

380

Number of Candidates

Appeared in this paper

104782

\* Normalized marks for multi-session papers

\*\* A candidate is considered qualified if the marks secured are greater than or equal to the qualifying marks mentioned for the category for which valid category certificate, if applicable, is produced along with this scorecard

Digital Fingerprint: 67628597f9996a3dd913f53e57fbfb2



N. J. Vasa  
Prof. Nilesh J. Vasa

March 17, 2019

Organizing Chairman, GATE 2019  
(on behalf of NCB - GATE, for MHRD)

The GATE 2019 score is calculated using the formula

$$GATE\ Score = S_q + (S_t - S_q) \frac{(M - M_q)}{(\bar{M}_t - M_q)}$$

where,

$M$  is the marks obtained by the candidate in the paper, mentioned on this GATE 2019 scorecard

$M_q$  is the qualifying marks for general category candidate in the paper

$\bar{M}_t$  is the mean of marks of top 0.1% or top 10 (whichever is larger) of the candidates who appeared in the paper (in case of multi-session papers including all sessions)

$S_q = 350$ , is the score assigned to  $M_q$

$S_t = 900$ , is the score assigned to  $\bar{M}_t$

In the GATE 2019 score formula,  $M_q$  is 25 marks (out of 100) or  $\mu + \sigma$ , whichever is greater. Here  $\mu$  is the mean and  $\sigma$  is the standard deviation of marks of all the candidates who appeared in the paper.

Qualifying in GATE 2019 does not guarantee either an admission to a post-graduate program or a scholarship/assistantship. Admitting institutes may conduct further tests and interviews for final selection.

**Codes for XE and XL Paper Sections (compulsory section and any other two sections)**

**XE: Engineering Sciences**

A - Engineering Mathematics (compulsory)

B - Fluid Mechanics

C - Materials Science

D - Solid Mechanics

E - Thermodynamics

F - Polymer Science and Engineering

G - Food Technology

H - Atmospheric and Oceanic Sciences

**XL: Life Sciences**

P - Chemistry (compulsory)

Q - Biochemistry

R - Botany

S - Microbiology

T - Zoology

U - Food Technology

Graduate Aptitude Test in Engineering (GATE) 2019 was organized by Indian Institute of Technology Madras on behalf of the National Coordination Board (NCB) - GATE for the Department of Higher Education, Ministry of Human Resource Development (MHRD), Government of India.





# GATE 2019 Scorecard

## Graduate Aptitude Test in Engineering

Candidate's Details

Name

NADDI SADASIVA

Registration Number

EC19S57023238

Examination Paper

Electronics and Communication Engineering (EC)



N. Sadasiva

(Candidate's Signature)

Performance

Marks out of 100\*

29.00

Valid from March 17, 2019 to March 16, 2022

Qualifying Marks\*\*

26.7

24.0

17.8

All India Rank in this paper

12164

General

OBC (NCL)

SC/ST/PwD

GATE Score

376

Number of Candidates

Appeared in this paper

104782

\* Normalized marks for multi-session papers

\*\* A candidate is considered qualified if the marks secured are greater than or equal to the qualifying marks mentioned for the category for which valid category certificate, if applicable, is produced along with this scorecard

Digital Fingerprint: f581b681b340256f0a60a66713e51c47



N. J. Vasa

Prof. Nilesh J. Vasa

March 17, 2019

Organizing Chairman, GATE 2019

(on behalf of NCB - GATE, for MHRD)

The GATE 2019 score is calculated using the formula

$$GATE\ Score = S_q + (S_t - S_q) \frac{(M - M_q)}{(\bar{M}_t - M_q)}$$

where,

 $M$  is the marks obtained by the candidate in the paper, mentioned on this GATE 2019 scorecard $M_q$  is the qualifying marks for general category candidate in the paper $\bar{M}_t$  is the mean of marks of top 0.1% or top 10 (whichever is larger) of the candidates who appeared in the paper (in case of multi-session papers including all sessions) $S_q = 350$ , is the score assigned to  $M_q$  $S_t = 900$ , is the score assigned to  $\bar{M}_t$ In the GATE 2019 score formula,  $M_q$  is 25 marks (out of 100) or  $\mu + \sigma$ , whichever is greater. Here  $\mu$  is the mean and  $\sigma$  is the standard deviation of marks of all the candidates who appeared in the paper.

Qualifying in GATE 2019 does not guarantee either an admission to a post-graduate program or a scholarship/assistantship. Admitting institutes may conduct further tests and interviews for final selection.

**Codes for XE and XL Paper Sections (compulsory section and any other two sections)****XE: Engineering Sciences**

- A - Engineering Mathematics (compulsory)
- B - Fluid Mechanics
- C - Materials Science
- D - Solid Mechanics
- E - Thermodynamics
- F - Polymer Science and Engineering
- G - Food Technology
- H - Atmospheric and Oceanic Sciences

**XL: Life Sciences**

- P - Chemistry (compulsory)
- Q - Biochemistry
- R - Botany
- S - Microbiology
- T - Zoology
- U - Food Technology

Graduate Aptitude Test in Engineering (GATE) 2019 was organized by Indian Institute of Technology Madras on behalf of the National Coordination Board (NCB) - GATE for the Department of Higher Education, Ministry of Human Resource Development (MHRD), Government of India.





# GATE 2019 Scorecard

## Graduate Aptitude Test in Engineering

1512A04J3

Candidate's Details

Name

VASAVI RAMISETTY

Registration Number

EC19S57023042

Examination Paper

Electronics and Communication Engineering (EC)



R. Vasavi

(Candidate's Signature)

Performance

Marks out of 100\*

27.67

Valid from March 17, 2019 to March 16, 2022

Qualifying Marks\*\*

26.7

24.0

17.8

All India Rank in this paper

13480

General

OBC (NCL)

SC/ST/PwD

GATE Score

361

Number of Candidates  
Appeared in this paper

104782

\* Normalized marks for multi-session papers

\*\* A candidate is considered qualified if the marks secured are greater than or equal to the qualifying marks mentioned for the category for which valid category certificate, if applicable, is produced along with this scorecard

N. J. Vasa

Prof. Nilesh J. Vasa

March 17, 2019

Digital Fingerprint: 3fced73001b540a3da20498ffd255810

Organizing Chairman, GATE 2019  
(on behalf of NCB - GATE, for MHRD)

The GATE 2019 score is calculated using the formula

$$GATE\ Score = S_q + (S_t - S_q) \frac{(M - M_q)}{(\bar{M}_t - M_q)}$$

where,

 $M$  is the marks obtained by the candidate in the paper, mentioned on this GATE 2019 scorecard $M_q$  is the qualifying marks for general category candidate in the paper $\bar{M}_t$  is the mean of marks of top 0.1% or top 10 (whichever is larger) of the candidates who appeared in the paper (in case of multi-session papers including all sessions) $S_q = 350$ , is the score assigned to  $M_q$  $S_t = 900$ , is the score assigned to  $\bar{M}_t$ In the GATE 2019 score formula,  $M_q$  is 25 marks (out of 100) or  $\mu + \sigma$ , whichever is greater. Here  $\mu$  is the mean and  $\sigma$  is the standard deviation of marks of all the candidates who appeared in the paper.

Qualifying in GATE 2019 does not guarantee either an admission to a post-graduate program or a scholarship/assistantship. Admitting institutes may conduct further tests and interviews for final selection.

**Codes for XE and XL Paper Sections (compulsory section and any other two sections)****XE: Engineering Sciences**

A - Engineering Mathematics (compulsory)

B - Fluid Mechanics

C - Materials Science

D - Solid Mechanics

E - Thermodynamics

F - Polymer Science and Engineering

G - Food Technology

H - Atmospheric and Oceanic Sciences

**XL: Life Sciences**

P - Chemistry (compulsory)

Q - Biochemistry

R - Botany

S - Microbiology

T - Zoology

U - Food Technology

Graduate Aptitude Test in Engineering (GATE) 2019 was organized by Indian Institute of Technology Madras on behalf of the National Coordination Board (NCB) - GATE for the Department of Higher Education, Ministry of Human Resource Development (MHRD), Government of India.





# GATE 2019 Scorecard

## Graduate Aptitude Test in Engineering

Candidate's Details

Name


RACHUPALLI MADHUSUDHAN

Registration Number

EC19S57025066

Examination Paper

Electronics and Communication Engineering (EC)



R. Madhusudhan

(Candidate's Signature)

Performance

Marks out of 100\*

27.00

Valid from March 17, 2019 to March 16, 2022

Qualifying Marks\*\*

26.7

24.0

17.8

General OBC (NCL) SC/ST/PwD

All India Rank in this paper

14174

GATE Score

353

Number of Candidates

Appeared in this paper

104782

\* Normalized marks for multi-session papers

\*\* A candidate is considered qualified if the marks secured are greater than or equal to the qualifying marks mentioned for the category for which valid category certificate, if applicable, is produced along with this scorecard

Digital Fingerprint: 326369f9b4076e8b380e2cb2ddeef6af



N. J. Vasa

Prof. Nilesh J. Vasa

March 17, 2019

Organizing Chairman, GATE 2019  
(on behalf of NCB - GATE, for MHRD)

The GATE 2019 score is calculated using the formula

$$GATE\ Score = S_q + (S_t - S_q) \frac{(M - M_q)}{(\bar{M}_t - M_q)}$$

where,

$M$  is the marks obtained by the candidate in the paper, mentioned on this GATE 2019 scorecard

$M_q$  is the qualifying marks for general category candidate in the paper

$\bar{M}_t$  is the mean of marks of top 0.1% or top 10 (whichever is larger) of the candidates who appeared in the paper (in case of multi-session papers including all sessions)

$S_q = 350$ , is the score assigned to  $M_q$

$S_t = 900$ , is the score assigned to  $\bar{M}_t$

In the GATE 2019 score formula,  $M_q$  is 25 marks (out of 100) or  $\mu + \sigma$ , whichever is greater. Here  $\mu$  is the mean and  $\sigma$  is the standard deviation of marks of all the candidates who appeared in the paper.

Qualifying in GATE 2019 does not guarantee either an admission to a post-graduate program or a scholarship/assistantship. Admitting institutes may conduct further tests and interviews for final selection.

**Codes for XE and XL Paper Sections (compulsory section and any other two sections)**

**XE: Engineering Sciences**

A - Engineering Mathematics (compulsory)

B - Fluid Mechanics

C - Materials Science

D - Solid Mechanics

E - Thermodynamics

F - Polymer Science and Engineering

G - Food Technology

H - Atmospheric and Oceanic Sciences

**XL: Life Sciences**

P - Chemistry (compulsory)

Q - Biochemistry

R - Botany

S - Microbiology

T - Zoology

U - Food Technology

Graduate Aptitude Test in Engineering (GATE) 2019 was organized by Indian Institute of Technology Madras on behalf of the National Coordination Board (NCB) - GATE for the Department of Higher Education, Ministry of Human Resource Development (MHRD), Government of India.





# GATE 2019 Scorecard

## Graduate Aptitude Test in Engineering

Candidate's Details

Name

SHAIK KHAJA RASOOL

Registration Number

EC19S57023022

Examination Paper

Electronics and Communication Engineering (EC)



SK KHAFARASOOL

(Candidate's Signature)

Performance

Marks out of 100\*

25.67

Valid from March 17, 2019 to March 16, 2022

Qualifying Marks\*\*

26.7

24.0

17.8

All India Rank in this paper

15744

General

OBC (NCL)

SC/ST/PwD

GATE Score

338

Number of Candidates  
Appeared in this paper

104782

\* Normalized marks for multi-session papers

\*\* A candidate is considered qualified if the marks secured are greater than or equal to the qualifying marks mentioned for the category for which valid category certificate, if applicable, is produced along with this scorecard

Digital Fingerprint: f0e168d7cdad69ddea3e2faa4a60d1b4



N. J. Vasa

Prof. Nilesh J. Vasa

March 17, 2019

Organizing Chairman, GATE 2019  
(on behalf of NCB - GATE, for MHRD)

The GATE 2019 score is calculated using the formula

$$GATE\ Score = S_q + (S_t - S_q) \frac{(M - M_q)}{(\bar{M}_t - M_q)}$$

where,

 $M$  is the marks obtained by the candidate in the paper, mentioned on this GATE 2019 scorecard $M_q$  is the qualifying marks for general category candidate in the paper $\bar{M}_t$  is the mean of marks of top 0.1% or top 10 (whichever is larger) of the candidates who appeared in the paper (in case of multi-session papers including all sessions) $S_q = 350$ , is the score assigned to  $M_q$  $S_t = 900$ , is the score assigned to  $\bar{M}_t$ In the GATE 2019 score formula,  $M_q$  is 25 marks (out of 100) or  $\mu + \sigma$ , whichever is greater. Here  $\mu$  is the mean and  $\sigma$  is the standard deviation of marks of all the candidates who appeared in the paper.

Qualifying in GATE 2019 does not guarantee either an admission to a post-graduate program or a scholarship/assistantship. Admitting institutes may conduct further tests and interviews for final selection.

### Codes for XE and XL Paper Sections (compulsory section and any other two sections)

#### XE: Engineering Sciences

- A - Engineering Mathematics (compulsory)
- B - Fluid Mechanics
- C - Materials Science
- D - Solid Mechanics
- E - Thermodynamics
- F - Polymer Science and Engineering
- G - Food Technology
- H - Atmospheric and Oceanic Sciences

#### XL: Life Sciences

- P - Chemistry (compulsory)
- Q - Biochemistry
- R - Botany
- S - Microbiology
- T - Zoology
- U - Food Technology

Graduate Aptitude Test in Engineering (GATE) 2019 was organized by Indian Institute of Technology Madras on behalf of the National Coordination Board (NCB) - GATE for the Department of Higher Education, Ministry of Human Resource Development (MHRD), Government of India.





# GATE 2019 Scorecard

## Graduate Aptitude Test in Engineering

Candidate's Details

Name


BUGGA HARI KRISHNA

Registration Number

EC19S57022118

Examination Paper

Electronics and Communication Engineering (EC)



B. Hari Krishna.

(Candidate's Signature)

Performance

Marks out of 100\* **25.00**

Valid from March 17, 2019 to March 16, 2022

Qualifying Marks\*\*

**26.7**

**24.0**

**17.8**

All India Rank in this paper

**16631**

General

OBC (NCL)

SC/ST/PwD

GATE Score

**330**

Number of Candidates  
Appeared in this paper

**104782**

\* Normalized marks for multi-session papers

\*\* A candidate is considered qualified if the marks secured are greater than or equal to the qualifying marks mentioned for the category for which valid category certificate, if applicable, is produced along with this scorecard

Digital Fingerprint: 4b6e21820888d1364c35490972963d13



*N. J. Vasa*  
Prof. Nilesh J. Vasa

March 17, 2019

Organizing Chairman, GATE 2019  
(on behalf of NCB - GATE, for MHRD)

The GATE 2019 score is calculated using the formula

$$GATE\ Score = S_q + (S_t - S_q) \frac{(M - M_q)}{(\bar{M}_t - M_q)}$$

where,

$M$  is the marks obtained by the candidate in the paper, mentioned on this GATE 2019 scorecard

$M_q$  is the qualifying marks for general category candidate in the paper

$\bar{M}_t$  is the mean of marks of top 0.1% or top 10 (whichever is larger) of the candidates who appeared in the paper (in case of multi-session papers including all sessions)

$S_q = 350$ , is the score assigned to  $M_q$

$S_t = 900$ , is the score assigned to  $\bar{M}_t$

In the GATE 2019 score formula,  $M_q$  is 25 marks (out of 100) or  $\mu + \sigma$ , whichever is greater. Here  $\mu$  is the mean and  $\sigma$  is the standard deviation of marks of all the candidates who appeared in the paper.

Qualifying in GATE 2019 does not guarantee either an admission to a post-graduate program or a scholarship/assistantship. Admitting institutes may conduct further tests and interviews for final selection.

**Codes for XE and XL Paper Sections (compulsory section and any other two sections)**

**XE: Engineering Sciences**

A - Engineering Mathematics (compulsory)

B - Fluid Mechanics

C - Materials Science

D - Solid Mechanics

E - Thermodynamics

F - Polymer Science and Engineering

G - Food Technology

H - Atmospheric and Oceanic Sciences

**XL: Life Sciences**

P - Chemistry (compulsory)

Q - Biochemistry

R - Botany

S - Microbiology

T - Zoology

U - Food Technology

Graduate Aptitude Test in Engineering (GATE) 2019 was organized by Indian Institute of Technology Madras on behalf of the National Coordination Board (NCB) - GATE for the Department of Higher Education, Ministry of Human Resource Development (MHRD), Government of India.





# GATE 2019 Scorecard

## Graduate Aptitude Test in Engineering

15121A04C3

32

Candidate's Details

Name

KURAKULA MANI MAALIKA

Registration Number

EC19S57020007

Examination Paper

Electronics and Communication Engineering (EC)



K. Mani Maalika

(Candidate's Signature)

Performance

Marks out of 100\*

21.33

Valid from March 17, 2019 to March 16, 2022

Qualifying Marks\*\*

26.7

24.0

17.8

All India Rank in this paper

22262

General

OBC (NCL)

SC/ST/PwD

GATE Score

288

Number of Candidates  
Appeared in this paper

104782

\* Normalized marks for multi-session papers

\*\* A candidate is considered qualified if the marks secured are greater than or equal to the qualifying marks mentioned for the category for which valid category certificate, if applicable, is produced along with this scorecard

Digital Fingerprint: 73cb6510996adaddcd51d7c0257a355a



N. J. Vasa

Prof. Nilesh J. Vasa

March 17, 2019

Organizing Chairman, GATE 2019  
(on behalf of NCB - GATE, for MHRD)

The GATE 2019 score is calculated using the formula

$$GATE\ Score = S_q + (S_t - S_q) \frac{(M - M_q)}{(\bar{M}_t - M_q)}$$

where,

 $M$  is the marks obtained by the candidate in the paper, mentioned on this GATE 2019 scorecard $M_q$  is the qualifying marks for general category candidate in the paper $\bar{M}_t$  is the mean of marks of top 0.1% or top 10 (whichever is larger) of the candidates who appeared in the paper (in case of multi-session papers including all sessions) $S_q = 350$ , is the score assigned to  $M_q$  $S_t = 900$ , is the score assigned to  $\bar{M}_t$ In the GATE 2019 score formula,  $M_q$  is 25 marks (out of 100) or  $\mu + \sigma$ , whichever is greater. Here  $\mu$  is the mean and  $\sigma$  is the standard deviation of marks of all the candidates who appeared in the paper.

Qualifying in GATE 2019 does not guarantee either an admission to a post-graduate program or a scholarship/assistantship. Admitting institutes may conduct further tests and interviews for final selection.

Codes for XE and XL Paper Sections (compulsory section and any other two sections)

XE: Engineering Sciences

A - Engineering Mathematics (compulsory)

B - Fluid Mechanics

C - Materials Science

D - Solid Mechanics

E - Thermodynamics

F - Polymer Science and Engineering

G - Food Technology

H - Atmospheric and Oceanic Sciences

XL: Life Sciences

P - Chemistry (compulsory)

Q - Biochemistry

R - Botany

S - Microbiology

T - Zoology

U - Food Technology

Graduate Aptitude Test in Engineering (GATE) 2019 was organized by Indian Institute of Technology Madras on behalf of the National Coordination Board (NCB) - GATE for the Department of Higher Education, Ministry of Human Resource Development (MHRD), Government of India.





# TEST TAKER SCORE REPORT

Note: This report is not valid for transmission of scores to an institution.

lasya manukonda

Most Recent Test Date: April 3, 2019

Address: 13/5,near ankamma temple,, kollipara, GUNTUR, Kollipara, 522304 India

Registration Number: 5166656  
Print Date: April 25, 2019

Email: lasyareddy1698@gmail.com

Phone: 91-7993992980

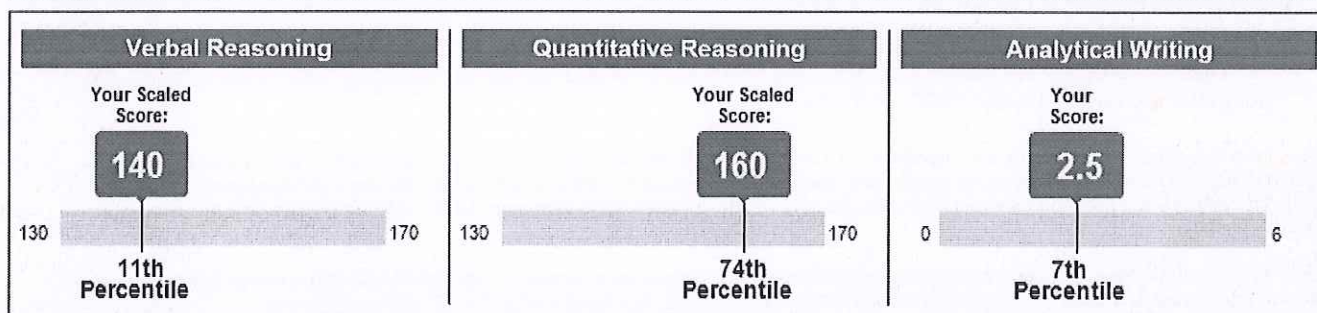
Date of Birth: May 16, 1998

Social Security Number (Last Four Digits):

Gender: Female

Intended Graduate Major: Computer Science (0402)

## Your Scores for the General Test Taken on April 3, 2019



## Your Test Score History

### General Test Scores

| Test Date     | Verbal Reasoning |            | Quantitative Reasoning |            | Analytical Writing |            |
|---------------|------------------|------------|------------------------|------------|--------------------|------------|
|               | Scaled Score     | Percentile | Scaled Score           | Percentile | Score              | Percentile |
| April 3, 2019 | 140              | 11         | 160                    | 74         | 2.5                | 7          |

### Subject Test Scores

You do not have reportable test scores at this time.

## Your Score Recipient(s)

### Undergraduate Institution

| Report Date    | Institution (Code)                | Department (Code)        | Test Title   | Test Date     |
|----------------|-----------------------------------|--------------------------|--------------|---------------|
| April 12, 2019 | San Jose State University ( 4687) | COMPUTER SCIENCE ( 0402) | General Test | April 3, 2019 |

### Designated Score Recipient(s)

| Report Date | Score Recipient (Code) | Department (Code) | Test Title | Test Date |
|-------------|------------------------|-------------------|------------|-----------|
|-------------|------------------------|-------------------|------------|-----------|



# COMMON ADMISSION TEST 2018 (CAT 2018)

## INDIAN INSTITUTES OF MANAGEMENT



### CAT 2018 SCORE CARD

**Name of the Candidate :** PAGA VAMSHI KRISHNA REDDY

**Candidate's Contact Details :**

43/193 N R PETA

**Town/City :** KURNOOL

**District :** Kurnool

**State :** Andhra Pradesh

**Email :** paga310398@outlook.com



Test Day Photo

Uploaded Photo

*[Handwritten Signature]*

|                                |             |                              |                                   |
|--------------------------------|-------------|------------------------------|-----------------------------------|
| <b>CAT Registration Number</b> | 8093730     | <b>PWD Status</b>            | No                                |
| <b>Gender</b>                  | Male        | <b>Category</b>              | General                           |
| <b>Date of Birth</b>           | 30/Mar/1998 | <b>Date and Time of Test</b> | 25th Nov 2018 (2:30 PM - 5:30 PM) |

| Section                                |            | Section                                 |            | Section              |            | Total                |                    |
|--|------------|---|------------|----------------------|------------|----------------------|--------------------|
| Verbal Ability & Reading Comprehension |            | Data Interpretation & Logical Reasoning |            | Quantitative Ability |            |                      |                    |
| Scaled Score                           | Percentile | Scaled Score                            | Percentile | Scaled Score         | Percentile | Overall Scaled Score | Overall Percentile |
| 23.07                                  | 53.41      | 21.3                                    | 78.43      | 31.5                 | 91.79      | 75.87                | 78.01              |

**Instructions:**

- Only those candidates who have taken the Common Admission Test (CAT 2018) are entitled to receive the score card. Keep a print-out of this score card for your information pertaining to CAT 2018. You will not receive the score card by email or by post.
- The Overall Scaled Score is the sum of the scaled scores of the candidate in the three sections.
- Percentile refers to the percentage of candidates who receive score less than or equal to the score obtained by the candidate.
- IIMs and Non-IIM member institutions independently decide how to use CAT 2018 scores in line with their own selection process. The scores are to be used only for selecting the candidates to their respective Post Graduate / Fellow Programme in Management.
- Detection of instances of incorrect information and process violation by a candidate at any stage will lead to disqualification of the candidate. Candidate's score will become null and void and he/she will not be allowed to appear for CAT in future. If such instances go undetected during the current selection process but are detected in subsequent years, such disqualification and the associated penalties will take place with retrospective effect.
- All queries regarding post-CAT 2018 selection process must be directed to respective IIMs. CAT Centre will not answer post-CAT related queries.
- CAT 2018 score is valid only until 31st December 2019 and is subject to the candidate meeting the minimum eligibility marks in the qualifying examination. The score card will be available on [www.iimcat.ac.in](http://www.iimcat.ac.in) till 31 st December 2019 to download.
- Toll free number 1-800-209-0830 will be available till 20th January, 2019 and webmail support [cathelpdesk@iimcat.ac.in](mailto:cathelpdesk@iimcat.ac.in) will be available till 31st March, 2019 respectively.



15121A0479

# COMMON ADMISSION TEST 2018 (CAT 2018)

## INDIAN INSTITUTES OF MANAGEMENT



### CAT 2018 SCORE CARD

Name of the Candidate : MOHANKRISHNA GONUGUNTLA

**Candidate's Contact Details :**

D.no1/19 Alamuru village Anantapur

Town/City : Anantapur

District : Anantapur


State : Andhra Pradesh

Email : mohan.krishna2997@gmail.com



Test Day Photo

Uploaded Photo



|                         |             |                       |                                   |
|-------------------------|-------------|-----------------------|-----------------------------------|
| CAT Registration Number | 8133494     | PWD Status            | No                                |
| Gender                  | Male        | Category              | General                           |
| Date of Birth           | 02/Sep/1997 | Date and Time of Test | 25th Nov 2018 (2:30 PM - 5:30 PM) |

| Section                                |            | Section                                 |            | Section              |            | Total                |                    |
|--|------------|---|------------|----------------------|------------|----------------------|--------------------|
| Verbal Ability & Reading Comprehension |            | Data Interpretation & Logical Reasoning |            | Quantitative Ability |            |                      |                    |
| Scaled Score                           | Percentile | Scaled Score                            | Percentile | Scaled Score         | Percentile | Overall Scaled Score | Overall Percentile |
| 35.37                                  | 72.38      | 29.76                                   | 91.22      | 34.57                | 93.74      | 99.7                 | 89.11              |

**Instructions:**

- Only those candidates who have taken the Common Admission Test (CAT 2018) are entitled to receive the score card. Keep a print-out of this score card for your information pertaining to CAT 2018. You will not receive the score card by email or by post.
- The Overall Scaled Score is the sum of the scaled scores of the candidate in the three sections.
- Percentile refers to the percentage of candidates who receive score less than or equal to the score obtained by the candidate.
- IIMs and Non-IIM member institutions independently decide how to use CAT 2018 scores in line with their own selection process. The scores are to be used only for selecting the candidates to their respective Post Graduate / Fellow Programme in Management.
- Detection of instances of incorrect information and process violation by a candidate at any stage will lead to disqualification of the candidate. Candidate's score will become null and void and he/she will not be allowed to appear for CAT in future. If such instances go undetected during the current selection process but are detected in subsequent years, such disqualification and the associated penalties will take place with retrospective effect.
- All queries regarding post-CAT 2018 selection process must be directed to respective IIMs. CAT Centre will not answer post-CAT related queries.
- CAT 2018 score is valid only until 31st December 2019 and is subject to the candidate meeting the minimum eligibility marks in the qualifying examination. The score card will be available on [www.iimcat.ac.in](http://www.iimcat.ac.in) till 31st December 2019 to download.
- Toll free number 1-800-209-0830 will be available till 20th January, 2019 and webmail support [cathelpdesk@iimcat.ac.in](mailto:cathelpdesk@iimcat.ac.in) will be available till 31st March, 2019 respectively.



# COMMON ADMISSION TEST 2018 (CAT 2018)

## INDIAN INSTITUTES OF MANAGEMENT



### CAT 2018 SCORE CARD

Name of the Candidate : KOONAMNARENDRAREDDY

**Candidate's Contact Details :**


H no- 6/64 Ammavarisala street Rudravaram

Town/City : Nandyal

District : Kurnool

State : Andhra Pradesh

Email : narendraredy432@gmail.com



Test Day Photo

Uploaded Photo

|                         |             |                       |                                    |
|-------------------------|-------------|-----------------------|------------------------------------|
| CAT Registration Number | 8129081     | PWD Status            | No                                 |
| Gender                  | Male        | Category              | General                            |
| Date of Birth           | 10/Nov/1997 | Date and Time of Test | 25th Nov 2018 (9:00 AM - 12:00 PM) |

| Section                                |            | Section                                 |            | Section              |            | Total                |                    |
|--|------------|---|------------|----------------------|------------|----------------------|--------------------|
| Verbal Ability & Reading Comprehension |            | Data Interpretation & Logical Reasoning |            | Quantitative Ability |            |                      |                    |
| Scaled Score                           | Percentile | Scaled Score                            | Percentile | Scaled Score         | Percentile | Overall Scaled Score | Overall Percentile |
| 27.41                                  | 61.2       | 30.37                                   | 91.63      | 39.36                | 95.79      | 97.14                | 88.18              |

**Instructions:**

- Only those candidates who have taken the Common Admission Test (CAT 2018) are entitled to receive the score card. Keep a print-out of this score card for your information pertaining to CAT 2018. You will not receive the score card by email or by post.
- The Overall Scaled Score is the sum of the scaled scores of the candidate in the three sections.
- Percentile refers to the percentage of candidates who receive score less than or equal to the score obtained by the candidate.
- IIMs and Non-IIM member institutions independently decide how to use CAT 2018 scores in line with their own selection process. The scores are to be used only for selecting the candidates to their respective Post Graduate /Fellow Programme in Management.
- Detection of instances of incorrect information and process violation by a candidate at any stage will lead to disqualification of the candidate. Candidate's score will become null and void and he/she will not be allowed to appear for CAT in future. If such instances go undetected during the current selection process but are detected in subsequent years, such disqualification and the associated penalties will take place with retrospective effect.
- All queries regarding post-CAT 2018 selection process must be directed to respective IIMs. CAT Centre will not answer post-CAT related queries.
- CAT 2018 score is valid only until 31st December 2019 and is subject to the candidate meeting the minimum eligibility marks in the qualifying examination. The score card will be available on [www.iimcat.ac.in](http://www.iimcat.ac.in) till 31 st December 2019 to download.
- Toll free number 1-800-209-0830 will be available till 20th January, 2019 and webmail support [cathelpdesk@iimcat.ac.in](mailto:cathelpdesk@iimcat.ac.in) will be available till 31st March, 2019 respectively.



GATE 2020 Result

Name

JAYA GOVIND AVVARU

Registration Number

EE20S53027625



Gender

Male

A. Jaya Govind

Examination Paper

Electrical Engineering (EE)

Marks out of 100\*

22.00

Qualifying Marks\*\*

33.4

General/EWS

30.0

OBC (NCL)

22.2

SC/ST/PwD

\* Normalized marks for multisession papers (CE and ME)

\*\* A candidate is considered qualified if the marks secured are greater than or equal to the qualifying marks mentioned for the category for which a valid Category Certificate, if applicable, is produced along with this scorecard.

Note:

- The marks provided here are for information only.
- An electronic or paper copy of this document is not valid for admission.
- The official GATE 2020 Score Card can be downloaded from the GOAPS site between March 20, 2020 and May 31, 2020 by the qualified candidates only.
- For the papers CE and ME, qualifying marks and score are based on "Normalized Marks".

View Response





# GATE 2020 Scorecard

Graduate Aptitude Test in Engineering

Name

AVULA MANOJ KUMAR REDDY

Registration Number

EE20S51402457

Examination Paper

Electrical Engineering (EE)



A Manoj Kumar Reddy

(Candidate's Signature)

Marks out of 100\*

38

Qualifying Marks\*\*

33.4

30.0

22.2

GEN/NEWS

OBC (NCL)

SC/ST/PwD

All India Rank  
in this paper

9935

Number of Candidates  
appeared in this paper

93526

GATE Score

409

Valid from March 18, 2020 to March 17, 2023

Qualified

March 18, 2020

Prof. B. R. Chahar

Organizing Chairman, GATE 2020  
(on behalf of NCB - GATE, for MHRD)



d890384619b0d788be14a6365bcf0dfa

Qualifying in GATE 2020 does not guarantee either an admission to a post-graduate programme or a scholarship/assistantship. Admitting institutes may conduct further tests or interviews for final selection.

In the GATE 2020, the qualifying marks for a general category candidate in each paper is  $\mu + \sigma$  or 25 marks (out of 100), whichever is greater, where  $\mu$  is the mean and  $\sigma$  is the standard deviation of marks of all the candidates who appeared in the paper. The qualifying marks for OBC(NCL) and SC/ST/PwD candidates are 90% and two-third of a general category candidate in the paper respectively.

The GATE 2020 score was calculated using the formula

$$GATE\ Score = S_q + (S_t - S_q) \frac{(M - M_q)}{(\bar{M}_t - M_q)}$$

where

$M$  is marks (out of 100) obtained by the candidate in the paper

$M_q$  is the qualifying marks for general category candidate in the paper

$\bar{M}_t$  is the mean of marks of top 0.1% or top 10 (whichever is greater) of the candidates who appeared in the paper (in case of multi-session papers including all sessions)

$S_q = 350$ , is the score assigned to  $M_q$

$S_t = 900$ , is the score assigned to  $\bar{M}_t$

In multi-session (Civil Engineering and Mechanical Engineering) papers, the normalized mark of  $j^{th}$  candidate in the  $i^{th}$  session  $\hat{M}_{ij}$  was computed using the formula

$$\hat{M}_{ij} = \frac{\bar{M}_t^g - M_q^g}{\bar{M}_{ti} - M_{iq}} (M_{ij} - M_{iq}) + M_q^g$$

where

$M_{ij}$  is the actual marks obtained by the  $j^{th}$  candidate in  $i^{th}$  session

$\bar{M}_t^g$  is the average marks of the top 0.1% of the candidates considering all sessions

$M_q^g$  is the sum of mean and standard deviation marks of the candidates in the paper considering all sessions

$\bar{M}_{ti}$  is the average marks of the top 0.1% of the candidates in the  $i^{th}$  session

$M_{iq}$  is the sum of the mean marks and standard deviation of the  $i^{th}$  session

Graduate Aptitude Test in Engineering (GATE) 2020 was organised by Indian Institute of Technology Delhi on behalf of the National Coordination Board (NCB) - GATE for the Department of Higher Education, Ministry of Human Resources Development (MHRD), Government of India.





# GATE 2019 Scorecard

## Graduate Aptitude Test in Engineering

Candidate's Details

Name

CHANDRA SEKHAR REDDY MARAMREDDY

Registration Number

EE19S67025040

Examination Paper

Electrical Engineering (EE)



M. chandra Sekhar

(Candidate's Signature)

Performance

Marks out of 100\*

40.33

Valid from March 17, 2019 to March 16, 2022

Qualifying Marks\*\*

39.6

35.6

26.4

All India Rank in this paper

17063

General

OBC (NCL)

SC/ST/PwD

GATE Score

358

Number of Candidates

Appeared in this paper

112097

\* Normalized marks for multi-session papers

\*\* A candidate is considered qualified if the marks secured are greater than or equal to the qualifying marks mentioned for the category for which valid category certificate, if applicable, is produced along with this scorecard

Digital Fingerprint: 10323d6df6981b6b848ef1cc761c51be



N. J. Vasa  
Prof. Nilesh J. Vasa

March 17, 2019

Organizing Chairman, GATE 2019  
(on behalf of NCB - GATE, for MHRD)

The GATE 2019 score is calculated using the formula

$$GATE\ Score = S_q + (S_t - S_q) \frac{(M - M_q)}{(\bar{M}_t - M_q)}$$

where,

$M$  is the marks obtained by the candidate in the paper, mentioned on this GATE 2019 scorecard

$M_q$  is the qualifying marks for general category candidate in the paper

$\bar{M}_t$  is the mean of marks of top 0.1% or top 10 (whichever is larger) of the candidates who appeared in the paper (in case of multi-session papers including all sessions)

$S_q = 350$ , is the score assigned to  $M_q$

$S_t = 900$ , is the score assigned to  $\bar{M}_t$

In the GATE 2019 score formula,  $M_q$  is 25 marks (out of 100) or  $\mu + \sigma$ , whichever is greater. Here  $\mu$  is the mean and  $\sigma$  is the standard deviation of marks of all the candidates who appeared in the paper.

Qualifying in GATE 2019 does not guarantee either an admission to a post-graduate program or a scholarship/assistantship. Admitting institutes may conduct further tests and interviews for final selection.

**Codes for XE and XL Paper Sections (compulsory section and any other two sections)**

**XE: Engineering Sciences**

A - Engineering Mathematics (compulsory)

B - Fluid Mechanics

C - Materials Science

D - Solid Mechanics

E - Thermodynamics

F - Polymer Science and Engineering

G - Food Technology

H - Atmospheric and Oceanic Sciences

**XL: Life Sciences**

P - Chemistry (compulsory)

Q - Biochemistry

R - Botany

S - Microbiology

T - Zoology

U - Food Technology

Graduate Aptitude Test in Engineering (GATE) 2019 was organized by Indian Institute of Technology Madras on behalf of the National Coordination Board (NCB) - GATE for the Department of Higher Education, Ministry of Human Resource Development (MHRD), Government of India.





# GATE 2019 Scorecard

## Graduate Aptitude Test in Engineering

Candidate's Details

Name

SIVA PRAKASH REDDY MALAM

Registration Number

EE19S67021162

Examination Paper

Electrical Engineering (EE)



*Siva Prakash Reddy Malam*

(Candidate's Signature)

Performance

Marks out of 100\*

40.33

Valid from March 17, 2019 to March 16, 2022

Qualifying Marks\*\*

39.6

35.6

26.4

All India Rank in this paper

17063

General

OBC (NCL)

SC/ST/PwD

GATE Score

358

Number of Candidates

Appeared in this paper

112097

\* Normalized marks for multi-session papers

\*\* A candidate is considered qualified if the marks secured are greater than or equal to the qualifying marks mentioned for the category for which valid category certificate, if applicable, is produced along with this scorecard

Digital Fingerprint: 8e0d9c13ab693c1e758ef06cb65bc409



*N. J. Vasa*  
Prof. Nilesh J. Vasa

March 17, 2019

Organizing Chairman, GATE 2019  
(on behalf of NCB - GATE, for MHRD)

The GATE 2019 score is calculated using the formula

$$GATE\ Score = S_q + (S_t - S_q) \frac{(M - M_q)}{(\bar{M}_t - M_q)}$$

where,

$M$  is the marks obtained by the candidate in the paper, mentioned on this GATE 2019 scorecard

$M_q$  is the qualifying marks for general category candidate in the paper

$\bar{M}_t$  is the mean of marks of top 0.1% or top 10 (whichever is larger) of the candidates who appeared in the paper (in case of multi-session papers including all sessions)

$S_q = 350$ , is the score assigned to  $M_q$

$S_t = 900$ , is the score assigned to  $\bar{M}_t$

In the GATE 2019 score formula,  $M_q$  is 25 marks (out of 100) or  $\mu + \sigma$ , whichever is greater. Here  $\mu$  is the mean and  $\sigma$  is the standard deviation of marks of all the candidates who appeared in the paper.

Qualifying in GATE 2019 does not guarantee either an admission to a post-graduate program or a scholarship/assistantship. Admitting institutes may conduct further tests and interviews for final selection.

**Codes for XE and XL Paper Sections (compulsory section and any other two sections)**

**XE: Engineering Sciences**

A - Engineering Mathematics (compulsory)

B - Fluid Mechanics

C - Materials Science

D - Solid Mechanics

E - Thermodynamics

F - Polymer Science and Engineering

G - Food Technology

H - Atmospheric and Oceanic Sciences

**XL: Life Sciences**

P - Chemistry (compulsory)

Q - Biochemistry

R - Botany

S - Microbiology

T - Zoology

U - Food Technology

Graduate Aptitude Test in Engineering (GATE) 2019 was organized by Indian Institute of Technology Madras on behalf of the National Coordination Board (NCB) - GATE for the Department of Higher Education, Ministry of Human Resource Development (MHRD), Government of India.





# GATE 2019 Scorecard

## Graduate Aptitude Test in Engineering

Candidate's Details

Name

MAKAM GNANA SAI

Registration Number

EE19S67020125

Examination Paper

Electrical Engineering (EE)



*(Signature)*

(Candidate's Signature)

Performance

Marks out of 100\*

49.33

Valid from March 17, 2019 to March 16, 2022

Qualifying Marks\*\*

39.6

35.6

26.4

All India Rank in this paper

10960

General

OBC (NCL)

SC/ST/PwD

GATE Score

453

Number of Candidates  
Appeared in this paper

112097

\* Normalized marks for multi-session papers

\*\* A candidate is considered qualified if the marks secured are greater than or equal to the qualifying marks mentioned for the category for which valid category certificate, if applicable, is produced along with this scorecard

*N. J. Vasa*

Prof. Nilesh J. Vasa

March 17, 2019

Digital Fingerprint: a37fdc995c98aa85cb61308eb07a3a67

Organizing Chairman, GATE 2019  
(on behalf of NCB - GATE, for MHRD)



The GATE 2019 score is calculated using the formula

$$GATE\ Score = S_q + (S_t - S_q) \frac{(M - M_q)}{(\bar{M}_t - M_q)}$$

where,

$M$  is the marks obtained by the candidate in the paper, mentioned on this GATE 2019 scorecard

$M_q$  is the qualifying marks for general category candidate in the paper

$\bar{M}_t$  is the mean of marks of top 0.1% or top 10 (whichever is larger) of the candidates who appeared in the paper (in case of multi-session papers including all sessions)

$S_q = 350$ , is the score assigned to  $M_q$

$S_t = 900$ , is the score assigned to  $\bar{M}_t$

In the GATE 2019 score formula,  $M_q$  is 25 marks (out of 100) or  $\mu + \sigma$ , whichever is greater. Here  $\mu$  is the mean and  $\sigma$  is the standard deviation of marks of all the candidates who appeared in the paper.

Qualifying in GATE 2019 does not guarantee either an admission to a post-graduate program or a scholarship/assistantship. Admitting institutes may conduct further tests and interviews for final selection.

### Codes for XE and XL Paper Sections (compulsory section and any other two sections)

#### XE: Engineering Sciences

- A - Engineering Mathematics (compulsory)
- B - Fluid Mechanics
- C - Materials Science
- D - Solid Mechanics
- E - Thermodynamics
- F - Polymer Science and Engineering
- G - Food Technology
- H - Atmospheric and Oceanic Sciences

#### XL: Life Sciences

- P - Chemistry (compulsory)
- Q - Biochemistry
- R - Botany
- S - Microbiology
- T - Zoology
- U - Food Technology

Graduate Aptitude Test in Engineering (GATE) 2019 was organized by Indian Institute of Technology Madras on behalf of the National Coordination Board (NCB) - GATE for the Department of Higher Education, Ministry of Human Resource Development (MHRD), Government of India.



## GOVERNMENT OF ANDHRA PRADESH

## OFFICE OF THE DISTRICT COLLECTOR &amp; MAGISTRATE, CHITTOOR DISTRICT

PROCEEDINGS OF THE CHAIRMAN, DISTRICT SELECTION COMMITTEE &amp; DISTRICT COLLECTOR

DSC - 2020

Present : Sri / Smt Dr Narayana Bharath Gupta, IAS

Rc.No.E16/423/2020,/DSC-2020/Dated: 23/11/2020

M. 23/11

-:0:-

## ORDERS :

**Sub :** Recruitment of Posts to Village Secretariats - DSC-2020 - Provisional offer of Appointment in the **A.P. Panchayat Raj Subordinate Service** - Appointment Orders - Selection to the post of **Panchayat Secretary (Grade-VI) Digital Assistant** - Orders issued.

**Read :**

1. G.O.Ms.No.110, PR & RD Dept ( MDL-1), dated:19-07-2019.
2. Recruitment **NOTIFICATION NO. 02/2020, DATED:10-01-2020** for the Post of **Panchayat Secretary (Grade-VI) Digital Assistant**
3. Member Convenor DSC - 2020, Letter No : **02/2020, DT:10-01-2020**  
**,Dated: /2020**

-:0:-

Consequent upon your selection by the District Selection Committee and approval of the Competent Authority viz., Collector and Chairman, District Selection Committee in the reference 5th cited Sri/Smt/Kumari **ASWINI KUMARI MACHARLA** S/o,D/O,W/o **M V KRISHNA MURTHY** (HT No:**201009004814**) is hereby provisionally appointed as **Panchayat Secretary (Grade-VI) Digital Assistant** and directed to report at **O/o the Chief Executive Officer, ZP, Chittoor - Ph.No.08572- 227902** on **28/11/2020 at 10.00 A.M** upon accepting the following Terms and Conditions:-

1. You are hereby offered provisional appointment to **Panchayat Secretary (Grade-VI) Digital Assistant** in the **PANCHAYAT RAJ AND RURAL DEVELOPMENT DEPARTMENT**

Page 1/4



**GOVERNMENT OF ANDHRA PRADESH**  
**OFFICE OF THE DISTRICT COLLECTOR & MAGISTRATE, CHITTOOR DISTRICT**  
**PROCEEDINGS OF THE CHAIRMAN, DISTRICT SELECTION COMMITTEE & DISTRICT COLLECTOR**

**DSC - 2020**

**Present : Sri / Smt Dr Narayana Bharath Gupta, IAS**

**Rc.No.E16/423/2020,/DSC-2020/**

**Dated: 23/11/2020**



-:0:-

**ORDERS :**

**Sub :** Recruitment of Posts to Village Secretariats - DSC-2020 - Provisional offer of Appointment in the **A.P. Panchayat Raj Subordinate Service** - Appointment Orders - Selection to the post of **Panchayat Secretary (Grade-VI) Digital Assistant** - Orders issued.

**Read :**

1. G.O.Ms.No.110, PR & RD Dept ( MDL-1), dated:19-07-2019.
2. Recruitment **NOTIFICATION NO. 02/2020, DATED:10-01-2020** for the Post of **Panchayat Secretary (Grade-VI) Digital Assistant**
3. Member Convenor DSC - 2020, Letter No : **02/2020, DT:10-01-2020**, **Dated: /2020**

-:0:-

Consequent upon your selection by the District Selection Committee and approval of the Competent Authority viz., Collector and Chairman, District Selection Committee in the reference 5th cited Sri/Smt/Kumari **ALUGANTI SAIPRIYA** S/o,D/O,W/o **A BALA CHANDRA** (HT No:**201009017469**) is hereby provisionally appointed as **Panchayat Secretary (Grade-VI) Digital Assistant** and directed to report at **O/o the Chief Executive Officer, ZP, Chittoor - Ph.No.08572- 227902** on **28/11/2020** at **10.00 A.M** upon accepting the following Terms and Conditions:-

1. You are hereby offered provisional appointment to **Panchayat Secretary (Grade-VI) Digital Assistant** in the **PANCHAYAT RAJ AND RURAL DEVELOPMENT DEPARTMENT**

Page 1/4



Proceedings of the District Collector (Panchayats), Chittoor  
Present : Dr.N.Bharath Gupta, IAS.,

Dated: 16-11-2019.

Proc.Roc.No. C2/2116/VS/DSC/2019

Sub- Public Servants - Grama Sachivalayams - Chittoor District - Panchayat Secretary Grade VI (Digital Assistant) - Sri / Smt / Kum BANDI GOVARDHAN REDDY - Provisionally selected through District Selection Committee, Chittoor - Allotted to KAMBHAMVARIPALLI 1 Gram Sachivalayam of KAMBHAMVARIPALLE Mandal - Orders issued.

Read : 1. GO Ms.No.110, Pr & RD Dept., (MDL-1), dt.19-07-2019.  
2. GO Ms.No.148, PR & RD (Mdl.II), Dt.27.09.2019.  
3. Chairman, DSC, Chittoor Proc.Roc.No. C2/2116/VS/DSC/2019, dt.29.09.2019.

ORDER :-

Sri / Smt / Kum. BANDI GOVARDHAN REDDY S/o...D/o B VENKATA REDDY (Hall Ticket No: 191009024663) has been provisionally selected for the post of Panchayat Secretary Grade.VI (Digital Assistant) in the newly created Gram Sachivalayams and allotted to KAMBHAMVARIPALLI 1 Gram Sachivalayam of KAMBHAMVARIPALLE Mandal, Chittoor District.

The appointment will be governed by the AP State & Sub-ordinate Service Rules and the Andhra Pradesh Panchayat Raj Sub-Ordinate Service Rules, 2010 or any other Special Rules as applicable and amended from time to time. The individual will be placed on probation for a period of 2 (TWO) years from the date of joining. During the period of probation the individual will be paid consolidated pay of Rs.15,000/- per month. After successful completion of the probation period the individual will be placed in the Time Scale of pay of Rs.14,600 - Rs.44,870 in the Revised Pay Scale - 2015.

The individual is directed to report for duty as Panchayat Secretary Grade.VI (Digital Assistant) before the Mandal Parishad Development Officer KAMBHAMVARIPALLE Mandal duly producing copy of this posting order along with physical fitness certificate and one set all relevant certificates duly attested by any Gazetted officer.

The Mandal Parishad Development Officer KAMBHAMVARIPALLE Mandal is requested to admit the individual for duty and intimate the date of joining to the District Panchayat Officer, Chittoor.

To

Sri / Smt / Kum. BANDI GOVARDHAN REDDY

9-37, CHERUVUMUNDARAPALLI,, 517193, CHITTOOR, RURAL, CHINNAGOTTI GALLU, Cell No.8639979083

For District Collector (Panchayats)  
Chittoor.

Copy to the Extension Officer (PR&RD), KAMBHAMVARIPALLE Mandal.  
Copy to the Mandal Parishad Development officer, KAMBHAMVARIPALLE Mandal  
Copy to the Divisional Panchayat Officer, Chittoor/Madanapalle/Tirupati.  
Copy to the STO/ATO, Sub-Treasury concerned for information.  
Copy to the Member Secretary, District Selection Committee, Chittoor & CEO, ZP, Chittoor.  
Copy to the Stock file.



Print Close

| GRAMA/WARD SACHIVALAYAM RESULTS-2019  |  |  |       |
|---|--|--|-------|
| Hall Ticket Number  | 191001009991                                   |  |       |
| One Time Profile Registration ID  | VSWS50032662                                   |  |       |
| Name of the candidate   | PAYYAVULA SUSMITHA                             |  |       |
| Father Name   | P GIRI PRASAD                                  |  |       |
| Mother Name   | PAYYAVULA GIRIJA KUMARI                        |  |       |
| Date Of Birth   | 08/03/1997                                     |  |       |
| Community   | BC-D   |  |       |
| Gender  | FEMALE   |  |       |
| Special Category  | PH: No, SPORTS :No, NCC : No, Ex-Servicemen:No |  |       |
| Local District  | CHITTOOR                                       |  |       |
| Post Details  | CATEGORY - I                                   |  |       |
| Written Test Marks  | 53.25  |  |       |
| Rank Details  | District                                       | Post Name  | Rank  |
|   | CHITTOOR                                       | Panchayat Secretary (Grade-V)  | 10645 |
|   | CHITTOOR                                       | Mahila Police and Women & Child Welfare Assistant / Ward Women & Weaker Sections Protection Secretary (Female) | 1683  |
|   | CHITTOOR                                       | Welfare & Education Assistant  | 10645 |
|   | CHITTOOR                                       | Ward Administrative Secretary  | 10638 |
| Note: This is a computer generated Statement of Marks for information of the candidate. |  |  |       |





# GATE 2019 Scorecard

## Graduate Aptitude Test in Engineering

Candidate's Details

Name

BOYAPATI SURESH

Registration Number

IN19S41402730

Examination Paper

Instrumentation Engineering (IN)



*B. Suresh*

(Candidate's Signature)

Performance

Marks out of 100\* **58.33**

Qualifying Marks\*\*

**31.9**

**28.7**

**21.3**

General

OBC (NCL)

SC/ST/PwD

GATE Score

**680**

Valid from March 17, 2019 to March 16, 2022

All India Rank in this paper

**153**

Number of Candidates  
Appeared in this paper

**9999**

\* Normalized marks for multi-session papers

\*\* A candidate is considered qualified if the marks secured are greater than or equal to the qualifying marks mentioned for the category for which valid category certificate, if applicable, is produced along with this scorecard

Digital Fingerprint: 6ff5434ed4fd87bdc08fa5068263e2c2



*N. J. Vasa*  
Prof. Nilesh J. Vasa

March 17, 2019

Organizing Chairman, GATE 2019  
(on behalf of NCB - GATE, for MHRD)

The GATE 2019 score is calculated using the formula

$$GATE\ Score = S_q + (S_t - S_q) \frac{(M - M_q)}{(\bar{M}_t - M_q)}$$

where,

$M$  is the marks obtained by the candidate in the paper, mentioned on this GATE 2019 scorecard

$M_q$  is the qualifying marks for general category candidate in the paper

$\bar{M}_t$  is the mean of marks of top 0.1% or top 10 (whichever is larger) of the candidates who appeared in the paper (in case of multi-session papers including all sessions)

$S_q = 350$ , is the score assigned to  $M_q$

$S_t = 900$ , is the score assigned to  $\bar{M}_t$

In the GATE 2019 score formula,  $M_q$  is 25 marks (out of 100) or  $\mu + \sigma$ , whichever is greater. Here  $\mu$  is the mean and  $\sigma$  is the standard deviation of marks of all the candidates who appeared in the paper.

Qualifying in GATE 2019 does not guarantee either an admission to a post-graduate program or a scholarship/assistantship. Admitting institutes may conduct further tests and interviews for final selection.

**Codes for XE and XL Paper Sections (compulsory section and any other two sections)**

**XE: Engineering Sciences**

A - Engineering Mathematics (compulsory)  
B - Fluid Mechanics  
C - Materials Science  
D - Solid Mechanics  
E - Thermodynamics  
F - Polymer Science and Engineering  
G - Food Technology  
H - Atmospheric and Oceanic Sciences

**XL: Life Sciences**

P - Chemistry (compulsory)  
Q - Biochemistry  
R - Botany  
S - Microbiology  
T - Zoology  
U - Food Technology

Graduate Aptitude Test in Engineering (GATE) 2019 was organized by Indian Institute of Technology Madras on behalf of the National Coordination Board (NCB) - GATE for the Department of Higher Education, Ministry of Human Resource Development (MHRD), Government of India.





## TEST TAKER SCORE REPORT

Note: This report is not valid for transmission of scores to an institution.

poojitha muthamsetty,

Most Recent Test Date: April 16, 2019

Address: 8-127, royal nagar, r c road, tirupathi, Andhra Pradesh, 517501 India,

Registration Number: 5329569

Print Date: May 6, 2019

Email: poojitha3004@gmail.com,

Phone: 91-8977828253,

Date of Birth: August 30, 1996

Social Security Number (Last Four Digits): ,

Gender: Female,

Intended Graduate Major: Electronics Engineering (1204)

### Your Scores for the General Test Taken on April 16, 2019

| Verbal Reasoning  | Quantitative Reasoning   | Analytical Writing                                 |
|---|--|--|
| Your Scaled Score:<br><b>135</b><br>130 170<br>3rd Percentile | Your Scaled Score:<br><b>146</b><br>130 170<br>23rd Percentile | Your Score:<br><b>2.5</b><br>0 6<br>7th Percentile |

### Your Test Score History

#### General Test Scores

| Test Date         | Verbal Reasoning |            | Quantitative Reasoning |            | Analytical Writing |            |
|-------------------|------------------|------------|------------------------|------------|--------------------|------------|
|                   | Scaled Score     | Percentile | Scaled Score           | Percentile | Score              | Percentile |
| April 16, 2019    | 135              | 3          | 146, and percentile    | 23         | 2.5                | 7          |
| February 25, 2019 | 135              | 3          | 140, and percentile    | 8          | 3.0                | 17         |

#### Subject Test Scores

You do not have reportable test scores at this time.

### Your Score Recipient(s)

#### Undergraduate Institution

| Report Date    | Institution (Code)                 | Department (Code)                     | Test Title   | Test Date         |
|----------------|------------------------------------|---------------------------------------|--------------|-------------------|
| April 26, 2019 | EASTERN ILLINOIS UNIVERSITY (1199) | ANY DEPARTMENT NOT LISTED (5199)      | General Test | April 16, 2019    |
| March 6, 2019  | CENTRAL MICHIGAN UNIVERSITY (1106) | BIOMEDICAL/MEDICAL ENGINEERING (1603) | General Test | February 25, 2019 |



## Test Report Form

ACADEMIC

**NOTE** Admission to undergraduate and post graduate courses should be based on the ACADEMIC Reading and Writing Modules.  
GENERAL TRAINING Reading and Writing Modules are not designed to test the full range of language skills required for academic purposes.  
It is recommended that the candidate's language ability as indicated in this Test Report Form be re-assessed after two years from the date of the test.

Centre Number

IN526

Date

04/DEC/2018

Candidate Number

001462

### Candidate Details

Family Name

GALLA

First Name

HARSHITHA

Candidate ID

R4571582



Date of Birth

23/01/1997

Sex (M/F)

F

Scheme Code

Private Candidate

Country or Region  
of Origin

Country of  
Nationality

INDIA

First Language

TELUGU

### Test Results

Listening

8.5

Reading

7.0

Writing

6.0

Speaking

6.5

Overall  
Band  
Score

7.0

CEFR  
Level

C1

Administrator Comments

Centre stamp



Validation stamp



Administrator's  
Signature

Date

10/12/2018

Test Report Form  
Number

18IN001462GALLH526A



## Test Report Form

ACADEMIC

**NOTE** Admission to undergraduate and post graduate courses should be based on the ACADEMIC Reading and Writing Modules.  
GENERAL TRAINING Reading and Writing Modules are not designed to test the full range of language skills required for academic purposes.  
It is recommended that the candidate's language ability as indicated in this Test Report Form be re-assessed after two years from the date of the test.

Centre Number

IN001

Date

14/MAR/2019

Candidate Number

424537

### Candidate Details

Family Name


JAYANTHI

First Name

VENKATA SAIPAVAN

Candidate ID

Z5139856



Date of Birth

27/04/1997

Sex (M/F)

M

Scheme Code

Private Candidate

Country or Region  
of Origin

Country of  
Nationality

INDIA

First Language

TELUGU

### Test Results

Listening

5.5

Reading

5.5

Writing

5.5

Speaking

5.5

Overall  
Band  
Score

5.5

CEFR  
Level

B2

### Administrator Comments

Centre stamp



Validation stamp



Administrator's  
Signature

*[Handwritten Signature]*

Date

28/03/2019

Test Report Form  
Number

18IN424537 JAYV001A



Cambridge Assessment  
English



# IELTS™

## Test Report Form

ACADEMIC

**NOTE** Assessment for undergraduate and post graduate courses should be based on the ACADEMIC Reading and Writing Modules.  
GENERAL TRAINING Reading and Writing Modules are not designed to test the full range of language skills required for academic purposes.  
It is recommended that the candidate's language ability as evidenced in this Test Report Form be re-assessed after two years from the date of the test.

Centre Number

IN021

Date

12/JAN/2010

Candidate Number

342744

### Candidate Details

Family Name

THIMMAJANILORAM

First Name

RAMANATH

Candidate ID

08/88501



Date of Birth

14/08/1986

Sex (M/F)

M

Scheme Code

Private Candidate

Country or Region of Origin

Country of Nationality

INDIA

First Language

TELUUGU

### Test Results

Listening

8.0

Reading

8.0

Writing

8.5

Speaking

8.5

Overall Band Score


8.5

CEFR Level


B2

### Administrator Comments

Centre stamp



Validation stamp



Administrator's Signature

*[Signature]*

Date

24/01/2010

Test Report Form Number

16IN342744THIR001A

CIVIL COORDINATE SURGEON  
COMMUNITY HEALTH CENTRE  
P.O. BOX 501 VVIL CHITTOOR DL



## Test Report Form

ACADEMIC

**NOTE** Admission to undergraduate and post graduate courses should be based on the ACADEMIC Reading and Writing Modules.  
GENERAL TRAINING Reading and Writing Modules are not designed to test the full range of language skills required for academic purposes.  
It is recommended that the candidate's language ability as indicated in this Test Report Form be re-assessed after two years from the date of the test.

Centre Number

IN855

Date

13/OCT/2018

Candidate Number

295540

### Candidate Details

Family Name


KARANAM

First Name

SURYA CHANDRA

Candidate ID

S4750012



Date of Birth

09/06/1997

Sex (M/F)

M

Scheme Code

Private Candidate

Country or Region  
of Origin

Country of  
Nationality

INDIA

First Language

TELUGU

### Test Results

Listening

8.0

Reading

7.5

Writing

6.0

Speaking

6.0

Overall  
Band  
Score

7.0

CEFR  
Level

C1

### Administrator Comments

Centre stamp



Validation stamp



Administrator's  
Signature

*[Signature]*

Date

29/10/2018

Test Report Form  
Number

18IN295540KARS855A



## GATE 2019 Result

Name

DESAM JYOSHNA

Registration Number

CS19S37021154

Gender

Female

Examination Paper

Computer Science and Information Technology (CS)



*Signature*

Marks out of 100<sup>#</sup>

33.67

All India Rank in this paper

10213

Qualifying Marks<sup>##</sup>

29.5

General

26.6

OBC (NCL)

19.7

SC/ST/PwD

GATE Score

396

<sup>#</sup> Normalized marks for multisession papers (CE and ME)

<sup>##</sup> A candidate is considered qualified if the marks secured are greater than or equal to the qualifying marks mentioned for the category for which a valid Category Certificate, if applicable, is produced along with this scorecard.

### Note:

- The marks and score provided here are for information only.
- An electronic or paper copy of this document is not valid for admission.
- The official GATE 2019 Score Card can be downloaded from the GOAPS site between March 20, 2019 and May 31, 2019 by the qualified candidates only.
- For the papers CE and ME, qualifying marks and score are based on "Normalized Marks".



## GATE 2019 Result

Name

SHAIK SARFARAZ AHMED

Registration Number

CS19S37021047

Gender

Male



Sh. Sarfaraz Ahmed

Examination Paper

Computer Science and Information Technology (CS)

Marks out of 100<sup>#</sup>

37.67

All India Rank in this paper

7417

Qualifying Marks<sup>##</sup>

29.5

General

26.6

OBC (NCL)

19.7

SC/ST/PwD

GATE Score

441



HAALIKA LANKIPALLE MAHADEV KRISHNAKUMARI

Most Recent Test Date: November 18, 2018

Date of Birth: September 30, 1998

Registration Number: 4657810  
Print Date: August 2, 2019

## About Your GRE® Score Report

## Score Reporting Policies

With the *ScoreSelect*® option, you can decide which test scores to send to the institutions you designate. There are three options to choose from:

- Most Recent option – Send your scores from your most recent test administration
- All option – Send your scores from all administrations in the last five years
- Any option – Send your scores from one OR as many test administrations in the last five years (this option is not available on test day when you select up to four FREE score reports)

Scores for a test administration must be reported in their entirety. Institutions will receive score reports that show only the scores that you selected to send to them. There will be no special indication if you have taken additional GRE tests. See the *GRE® Information Bulletin* for details. The policies and procedures explained in the Bulletin for the current testing year supersede previous policies and procedures in previous bulletins.

Scores will be sent to designated score recipients approximately 10-15 days after a computer-delivered test and 5 weeks after a paper-delivered test. If your scores are not available for any reason, you will see "Not Available" in Your Test Score History.

GRE test scores are reportable according to the following policies:

- For tests taken prior to July 1, 2016, scores are reportable for five (5) years following the testing year in which you tested (July 1 – June 30). For example, scores for a test taken on May 15, 2015, are reportable through June 30, 2020. GRE scores earned prior to August 2011 are no longer reportable.
- For tests taken on or after July 1, 2016, scores are reportable for five (5) years following your test date. For example, scores for a test taken on July 3, 2016, are reportable through July 2, 2021.

Note: Score recipients will only receive scores from test administrations that you have selected to send to them.

## Percentile Rank (% Below)

A percentile rank for a test score indicates the percentage of test takers who took that test and received a lower score. Regardless of when the reported scores were earned, the percentile ranks for General Test and Subject Test scores are based on the scores of all test takers who tested within the most recent three-year period.

## Retaking a GRE Test

You can take the *GRE® General Test* *once every 21 days*, up to *five times* within any continuous rolling 12-month period (365 days). This applies even if you canceled your scores on a test taken previously. You can take the paper-delivered GRE General Test and *GRE® Subject Tests* as often as they are offered.

Note: This policy will be enforced even if a violation is not immediately identified (e.g., inconsistent registration information) and test scores have been reported. In such cases, the invalid scores will be canceled and score recipients will be notified of the cancellation. Test fees will be forfeited.

## For More Information

For information about interpreting your scores, see *Interpreting Your GRE Scores* at [www.ets.org/gre/understand](http://www.ets.org/gre/understand).

For detailed information about your performance on the Verbal Reasoning and Quantitative Reasoning sections of the computer-delivered GRE General Test, access the free GRE Diagnostic Service from your ETS account. This service includes a description of the types of questions you answered right and wrong, the difficulty level of each question, and the time spent on each question. This service is available approximately 15 days after your test administration and for six months following your test administration.

If you have any questions concerning your score report, email GRE Services at [gre-info@ets.org](mailto:gre-info@ets.org) or call 1-609-771-7670 or 1-866-473-4373 (toll free for test takers in the U.S., U.S. Territories and Canada) between 8 a.m. and 7:45 p.m. (New York Time).



UDAY AMBATI

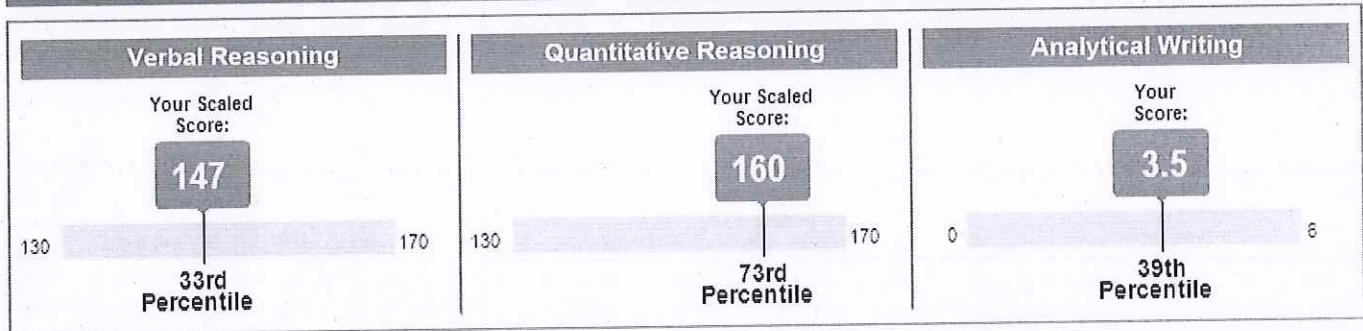
Most Recent Test Date: October 15, 2019

Address: 15-1183,, sanjeev nagar 3rd, tadpatri, andhra pradesh, 515411 India

Registration Number: 6311877  
Print Date: November 8, 2019

Email: udayambati3@gmail.com  
Phone: 91-9550100734  
Date of Birth: October 27, 1997  
Social Security Number (Last Four Digits):  
Gender: Male  
Intended Graduate Major: Undecided (0000)

Your Scores for the General Test Taken on October 15, 2019



Your Test Score History

General Test Scores

| Test Date        | Verbal Reasoning |            | Quantitative Reasoning |            | Analytical Writing |            |
|------------------|------------------|------------|------------------------|------------|--------------------|------------|
|                  | Scaled Score     | Percentile | Scaled Score           | Percentile | Score              | Percentile |
| October 15, 2019 | 147              | 33         | 160                    | 73         | 3.5                | 39         |

Subject Test Scores

You do not have reportable test scores at this time.

Your Score Recipient(s)

Undergraduate Institution

| Report Date | Institution (Code) | Department (Code) | Test Title | Test Date |
|-------------|--------------------|-------------------|------------|-----------|
|-------------|--------------------|-------------------|------------|-----------|

Designated Score Recipient(s)

| Report Date | Score Recipient (Code) | Department (Code) | Test Title | Test Date |
|-------------|------------------------|-------------------|------------|-----------|
|-------------|------------------------|-------------------|------------|-----------|



UDAY AMBATI

Most Recent Test Date: October 15, 2019

Date of Birth: October 27, 1997

Registration Number: 6311877  
Print Date: November 8, 2019

## About Your GRE® Score Report

## Score Reporting Policies

With the *ScoreSelect*® option, you can decide which test scores to send to the institutions you designate. There are three options to choose from:

- Most Recent option – Send your scores from your most recent test administration
- All option – Send your scores from all administrations in the last five years
- Any option – Send your scores from one OR as many test administrations in the last five years (this option is not available on test day when you select up to four FREE score reports)

Scores for a test administration must be reported in their entirety. Institutions will receive score reports that show only the scores that you selected to send to them. There will be no special indication if you have taken additional GRE tests. See the *GRE® Information Bulletin* for details. The policies and procedures explained in the Bulletin for the current testing year supersede previous policies and procedures in previous bulletins.

Scores will be sent to designated score recipients approximately 10-15 days after a computer-delivered test and 5 weeks after a paper-delivered test. If your scores are not available for any reason, you will see "Not Available" in Your Test Score History.

GRE test scores are reportable according to the following policies:

- For tests taken prior to July 1, 2016, scores are reportable for five (5) years following the testing year in which you tested (July 1 – June 30). For example, scores for a test taken on May 15, 2015, are reportable through June 30, 2020. GRE scores earned prior to August 2011 are no longer reportable.
- For tests taken on or after July 1, 2016, scores are reportable for five (5) years following your test date. For example, scores for a test taken on July 3, 2016, are reportable through July 2, 2021.

Note: Score recipients will only receive scores from test administrations that you have selected to send to them.

## Percentile Rank (% Below)

A percentile rank for a test score indicates the percentage of test takers who took that test and received a lower score. Regardless of when the reported scores were earned, the percentile ranks for General Test and Subject Test scores are based on the scores of all test takers who tested within the most recent three-year period.

## Retaking a GRE Test

You can take the GRE® General Test *once every 21 days*, up to *five times* within any continuous rolling 12-month period (365 days). This applies even if you canceled your scores on a test taken previously. You can take the paper-delivered GRE General Test and GRE® Subject Tests as often as they are offered.

Note: This policy will be enforced even if a violation is not immediately identified (e.g., inconsistent registration information) and test scores have been reported. In such cases, the invalid scores will be canceled and score recipients will be notified of the cancellation. Test fees will be forfeited.

## For More Information

For information about interpreting your scores, see *Interpreting Your GRE Scores* at [www.ets.org/gre/understand](http://www.ets.org/gre/understand).

For detailed information about your performance on the Verbal Reasoning and Quantitative Reasoning sections of the computer-delivered GRE General Test, access the free GRE Diagnostic Service from your ETS account. This service includes a description of the types of questions you answered right and wrong, the difficulty level of each question, and the time spent on each question. This service is available approximately 15 days after your test administration and for six months following your test administration.

If you have any questions concerning your score report, email GRE Services at [gre-info@ets.org](mailto:gre-info@ets.org) or call 1-609-771-7670 or 1-866-473-4373 (toll free for test takers in the U.S., U.S. Territories and Canada) between 8 a.m. and 7:45 p.m. (New York Time).





# TEST TAKER SCORE REPORT

Note: This report is not valid for transmission of scores to an institution.

Sai raghava KUMBUM

Most Recent Test Date: January 23, 2020

Address: 79/6-1 krishna nagar kumool, kumool, Andhra pradesh, 518002 India

Registration Number: 6929096  
Print Date: February 27, 2020

Email: sai.raghava2712@gmail.com

Phone: 91-9951898062

Date of Birth: September 23, 1997

Social Security Number (Last Four Digits):

Gender: Male

Intended Graduate Major: Computer Programming (0401)

## Your Scores for the General Test Taken on January 23, 2020

| Verbal Reasoning  | Quantitative Reasoning                                     | Analytical Writing                               |
|---|--|--|
| Your Scaled Score:<br><b>130</b><br>130<br>1st Percentile | Your Scaled Score:<br><b>145</b><br>130<br>19th Percentile | Your Score:<br><b>2.0</b><br>0<br>2nd Percentile |

## Your Test Score History

### General Test Scores

| Test Date        | Verbal Reasoning |            | Quantitative Reasoning |            | Analytical Writing |            |
|------------------|------------------|------------|------------------------|------------|--------------------|------------|
|                  | Scaled Score     | Percentile | Scaled Score           | Percentile | Score              | Percentile |
| January 23, 2020 | 130              | 1          | 145                    | 19         | 2.0                | 2          |

### Subject Test Scores

You do not have reportable test scores at this time.

## Your Score Recipient(s)

### Undergraduate Institution

| Report Date | Institution (Code) | Department (Code) | Test Title | Test Date |
|-------------|--------------------|-------------------|------------|-----------|
|-------------|--------------------|-------------------|------------|-----------|

### Designated Score Recipient(s)

| Report Date | Score Recipient (Code) | Department (Code) | Test Title | Test Date |
|-------------|------------------------|-------------------|------------|-----------|
|-------------|------------------------|-------------------|------------|-----------|



# IELTS™

## Test Report Form

ACADEMIC

**NOTE** Admission to undergraduate and post graduate courses should be based on the ACADEMIC Reading and Writing Modules. GENERAL TRAINING Reading and Writing Modules are not designed to test the full range of language skills required for academic purposes. It is recommended that the candidate's language ability as indicated in this Test Report Form be re-assessed after two years from the date of the test.

Centre Number

IN855

Date

12/OCT/2019

Candidate Number

264431

### Candidate Details

Family Name

DASARI

First Name

AKHIL TEJA

Candidate ID

R4558496



Date of Birth

14/12/1997

Sex (M/F)

M

Scheme Code

Private Candidate

Country or Region of Origin

Country of Nationality

INDIA

First Language

TELUGU

### Test Results

Listening

8.5

Reading

6.5

Writing

6.0

Speaking

6.5

Overall Band Score

7.0

CEFR Level

C1

Administrator Comments

Administrator's Signature

Date

24/10/2019

Centre stamp



Validation stamp



Test Report Form Number

19IN264431DASA955A



Cambridge Assessment English

The validity of this IELTS Test Report Form can be verified online by recognising organisations at <http://ielts.ucles.org.uk>

Scanned by CamScanner



## Test Report Form

ACADEMIC

**NOTE** Admission to undergraduate and post graduate courses should be based on the ACADEMIC Reading and Writing Modules.  
GENERAL TRAINING Reading and Writing Modules are not designed to test the full range of language skills required for academic purposes.  
It is recommended that the candidate's language ability as indicated in this Test Report Form be re-assessed after two years from the date of the test.

Centre Number

IN855

Date

08/DEC/2018

Candidate Number

383535

### Candidate Details

Family Name

-

First Name

HAALIKA

Candidate ID

P5259352



Date of Birth

30/09/1998

Sex (M/F)

F

Scheme Code

Private Candidate

Country or Region  
of Origin

Country of  
Nationality

INDIA

First Language

ENGLISH

### Test Results

Listening

8.5

Reading

7.5

Writing

6.5

Speaking

6.5

Overall  
Band  
Score

7.5

CEFR  
Level

C1

Administrator Comments

Centre stamp



Validation stamp



Administrator's  
Signature

*[Signature]*

Date

21/12/2018

Test Report Form  
Number

18IN383535TH855A



# Test Report Form

**NOTE** Admission to undergraduate and post graduate courses should be based on the ACCEMIC Reading and Writing Modules. GENERAL TRAINING Reading and Writing Modules are not designed to test the full range of language skills required for academic purposes. It is recommended that the candidate's language ability as indicated in this Test Report Form be re-assessed after two years from the date of the test.

Centre Number  Date  Candidate Number

## Candidate Details

Family Name   
 First Name   
 Candidate ID



Date of Birth  Sex (M/F)  Scheme Code   
 Country or Region of Origin   
 Country of Nationality   
 First Language

## Test Results

Listening  Reading  Writing  Speaking  Overall Band Score  CEFR Level

## Administrator Comments

### Centre stamp



### Validation stamp



Administrator's  
Signature

*[Handwritten Signature]*

Date

Test Report Form  
Number



Cambridge Assessment  
English

The validity of this IELTS Test Report Form can be verified online by recognising organisations at <http://ielts.ucles.org.uk>



87180

UDAY SAI REDDY AMBATI

15-1183 SANJEEVA NAGAR 3 ROAD

TADPATRI ANANTAPUR

TADPATRI

ANDHRA PRADESH

515411

PH. 9550100734



3 6 4 1 8 2 8 7 6 4 0 \*36418287640\*

Dear UDAY SAI REDDY,

## IELTS TEST REPORT FORM

Please find enclosed your IELTS Test Report Form (TRF) for the test taken by you at our Centre.

We give below some information on post-result services that can be availed of.

### On-line verification service by receiving institutions

Most organisations that accept IELTS (universities, immigration authorities) have direct access to the global online IELTS verification service. If registered for this service with Cambridge ESOL they can verify the authenticity of your scores on <https://ielts.ucies.org/uk/ielts-trf/index.jsp> free of cost by quoting your valid TRF number.

### Additional copies of TRF

Any additional copies may only be sent **directly** to the receiving institutions within two years of the test date. A copy of the requisition form is available at

[https://www.britishcouncil.in/sites/default/files/additional\\_test\\_report\\_form\\_12-7-2018.pdf](https://www.britishcouncil.in/sites/default/files/additional_test_report_form_12-7-2018.pdf)

The fee for this service is payable through a Demand Draft in favour of 'British Council' payable at New Delhi. Please ensure you send us the following along with completed requisition form.

- A photocopy of your TRF
- A photocopy of your passport (front page and back page)
- A copy of communication, if any, from the relevant institution with your reference number
- The appropriate fee in favour of 'British Council' payable at New Delhi.  
(FEE INR 250/- per TRF, INR 250/- electronically (STED) or INR 1250/- per TRF by courier)

### Re-evaluation (Enquiry on Results)

Please note that our examiner ratings are monitored both within India and in Cambridge. However if you would like your papers re-marked by a senior examiner in UK, then you must complete EOR form available [https://www.britishcouncil.in/sites/default/files/ielts\\_enquiry\\_on\\_results\\_form.pdf](https://www.britishcouncil.in/sites/default/files/ielts_enquiry_on_results_form.pdf) and return to us along with the copy of cancelled cheque, photocopy of your passport and your original TRF within 6 weeks of the test date. The fee for this service is Rs. 6500/- payable through a Demand Draft in favour of 'British Council' payable at New Delhi. The full fee will be returned if the score is changed to a higher band score.

For further information please do not hesitate to contact us at [ExamsCustomerCare@britishcouncil.org](mailto:ExamsCustomerCare@britishcouncil.org)

PS: Please quote your candidate ID number and date of your test in all your correspondence with us.

With best wishes

BC Examinations and English Services India

6th Floor One Horizon Centre Sector 43 Golf Course Road Gurgaon-122002



# IELTS™

## Test Report Form

ACADEMIC

**NOTE** Admission to undergraduate and postgraduate courses should be based on the ACADEMIC Reading and Writing Modules. GENERAL TRAINING Reading and Writing Modules are not designed to test the full range of language skills required for academic purposes. It is recommended that the candidate's language ability as indicated in this Test Report Form be re-assessed after two years from the date of the test.

Centre Number

IN855

Date

01/FEB/2020

Candidate Number

A25200

### Candidate Details

Family Name

GUDIMELLA

First Name

SRIKANTH

Candidate ID

T2508866



Date of Birth

27/04/1998

Sex (M/F)

M

Scheme Code

Private Candidate

Country or Region of Origin

Country of Nationality

INDIA

First Language

TELUGU

### Test Results

Listening

7.5

Reading

6.0

Writing

7.0

Speaking

6.5

Overall Band Score

7.0

CEFR Level

C1

### Administrator Comments

Centre stamp



Validation stamp



Administrator's Signature

*[Signature]*

Date

13/02/2020

Test Report Form Number

9IN855200GUPIS855A



Cambridge Assessment English

The validity of this IELTS Test Report Form can be verified online by recognising organisations at <http://ielts.doel.org.uk>





# GATE 2020 Scorecard

Graduate Aptitude Test in Engineering

Name

DESAM MADHU SUDHAN REDDY

Registration Number

ME20S27112057

Examination Paper

Mechanical Engineering (ME)



Desam Madhu Sudhan Reddy

(Candidate's Signature)

Marks out of 100\*

54.94

Qualifying Marks\*\*

34.0

30.6

22.6

GEN/NEWS

OBC (NCL)

SC/ST/PwD

All India Rank  
in this paper

5886

Number of Candidates  
appeared in this paper

137826

GATE Score

602

Valid from March 18, 2020 to March 17, 2023

Qualified

March 18, 2020

\* Normalized marks for Civil Engineering and Mechanical Engineering Papers

\*\* A candidate is considered qualified if the marks secured are greater than or equal to the qualifying marks mentioned for the category for which valid category certificate, if applicable, is produced along with this scorecard

Prof. B. R. Chahar

Organizing Chairman, GATE 2020  
(on behalf of NCB - GATE, for MHRD)



b1ae00b0dfceb0e1d7a9e5edf61a1933

Qualifying in GATE 2020 does not guarantee either an admission to a post-graduate programme or a scholarship/assistantship. Admitting institutes may conduct further tests or interviews for final selection.

In the GATE 2020, the qualifying marks for a general category candidate in each paper is  $\mu + \sigma$  or 25 marks (out of 100), whichever is greater, where  $\mu$  is the mean and  $\sigma$  is the standard deviation of marks of all the candidates who appeared in the paper. The qualifying marks for OBC(NCL) and SC/ST/PwD candidates are 90% and two-third of a general category candidate in the paper respectively.

The GATE 2020 score was calculated using the formula

$$\text{GATE Score} = S_q + (S_t - S_q) \frac{(M - M_q)}{(\bar{M}_t - M_q)}$$

where

$M$  is marks (out of 100) obtained by the candidate in the paper

$M_q$  is the qualifying marks for general category candidate in the paper

$\bar{M}_t$  is the mean of marks of top 0.1% or top 10 (whichever is greater) of the candidates who appeared in the paper (in case of multi-session papers including all sessions)

$S_q = 350$ , is the score assigned to  $M_q$

$S_t = 900$ , is the score assigned to  $\bar{M}_t$

In multi-session (Civil Engineering and Mechanical Engineering) papers, the normalized mark of  $j^{\text{th}}$  candidate in the  $t^{\text{th}}$  session  $\hat{M}_{ij}$  was computed using the formula

$$\hat{M}_{ij} = \frac{\bar{M}_t^g - M_q^g}{\bar{M}_{it} - M_{iq}} (M_{ij} - M_{iq}) + M_q^g$$

where

$M_{ij}$  is the actual marks obtained by the  $j^{\text{th}}$  candidate in  $t^{\text{th}}$  session

$\bar{M}_t^g$  is the average marks of the top 0.1% of the candidates considering all sessions

$M_q^g$  is the sum of mean and standard deviation marks of the candidates in the paper considering all sessions

$\bar{M}_{it}$  is the average marks of the top 0.1% of the candidates in the  $t^{\text{th}}$  session

$M_{iq}$  is the sum of the mean marks and standard deviation of the  $t^{\text{th}}$  session

Graduate Aptitude Test in Engineering (GATE) 2020 was organised by Indian Institute of Technology Delhi on behalf of the National Coordination Board (NCB) – GATE for the Department of Higher Education, Ministry of Human Resources Development (MHRD), Government of India.





# GATE 2020 Scorecard

Graduate Aptitude Test in Engineering

Name

THIRUMALA MADHA

Registration Number

ME20S12064206

Examination Paper

Mechanical Engineering (ME)



M. Thirumala

(Candidate's Signature)

Marks out of 100\*

39.76

Qualifying Marks\*\*

34.0

30.6

22.6

GEN/WS OBC (NCL) SC/ST/PwD

All India Rank  
in this paper

16264

Number of Candidates  
appeared in this paper

137826

GATE Score

419

Valid from March 18, 2020 to March 17, 2023

Qualified

March 18, 2020

\* Normalized marks for Civil Engineering and Mechanical Engineering Papers

\*\* A candidate is considered qualified if the marks secured are greater than or equal to the qualifying marks mentioned for the category for which valid category certificate, if applicable, is produced along with this scorecard

Prof. B. R. Chahar

Organizing Chairman, GATE 2020  
(on behalf of NCB - GATE, for MHRD)



d2c32e84b312b5de743257cf543bfeb2

Qualifying in GATE 2020 does not guarantee either an admission to a post-graduate programme or a scholarship/assistantship. Admitting institutes may conduct further tests or interviews for final selection.

In the GATE 2020, the qualifying marks for a general category candidate in each paper is  $\mu + \sigma$  or 25 marks (out of 100), whichever is greater, where  $\mu$  is the mean and  $\sigma$  is the standard deviation of marks of all the candidates who appeared in the paper. The qualifying marks for OBC(NCL) and SC/ST/PwD candidates are 90% and two-third of a general category candidate in the paper respectively.

The GATE 2020 score was calculated using the formula

$$GATE\ Score = S_q + (S_t - S_q) \frac{(M - M_q)}{(\bar{M}_t - M_q)}$$

where

$M$  is marks (out of 100) obtained by the candidate in the paper

$M_q$  is the qualifying marks for general category candidate in the paper

$\bar{M}_t$  is the mean of marks of top 0.1% or top 10 (whichever is greater) of the candidates who appeared in the paper (in case of multi-session papers including all sessions)

$S_q = 350$ , is the score assigned to  $M_q$

$S_t = 900$ , is the score assigned to  $\bar{M}_t$

In multi-session (Civil Engineering and Mechanical Engineering) papers, the normalized mark of  $j^{th}$  candidate in the  $i^{th}$  session  $\hat{M}_{ij}$  was computed using the formula

$$\hat{M}_{ij} = \frac{\bar{M}_t^g - M_q^g}{\bar{M}_{ti} - M_{tiq}} (M_{ij} - M_{tiq}) + M_q^g$$

where

$M_{ij}$  is the actual marks obtained by the  $j^{th}$  candidate in  $i^{th}$  session

$\bar{M}_t^g$  is the average marks of the top 0.1% of the candidates considering all sessions

$M_q^g$  is the sum of mean and standard deviation marks of the candidates in the paper considering all sessions

$\bar{M}_{ti}$  is the average marks of the top 0.1% of the candidates in the  $i^{th}$  session

$M_{tiq}$  is the sum of the mean marks and standard deviation of the  $i^{th}$  session

Graduate Aptitude Test in Engineering (GATE) 2020 was organised by Indian Institute of Technology Delhi on behalf of the National Coordination Board (NCB) - GATE for the Department of Higher Education, Ministry of Human Resources Development (MHRD), Government of India.





# GATE 2019 Scorecard

## Graduate Aptitude Test in Engineering

Candidate's Details

Name


PALLI VENKAIAH

Registration Number

ME19S17022120

Examination Paper

Mechanical Engineering (ME)



(Candidate's Signature)

Performance

Marks out of 100\*

50.17

Valid from March 17, 2019 to March 16, 2022

Qualifying Marks\*\*

34.1

30.7

22.7

All India Rank in this paper

10287

General OBC (NCL) SC/ST/PwD

GATE Score

523

Number of Candidates  
Appeared in this paper

167376

\* Normalized marks for multi-session papers

\*\* A candidate is considered qualified if the marks secured are greater than or equal to the qualifying marks mentioned for the category for which valid category certificate, if applicable, is produced along with the scorecard

Digital Fingerprint: a4f1dabba7b3c3a633b1b50a106b12ee



N. J. Vasa  
Prof. Nilesh J. Vasa

March 17, 2019

Organizing Chairman, GATE 2019  
(on behalf of NCB - GATE, for MHRD)

The GATE 2019 score is calculated using the formula

$$GATE\ Score = S_q + (S_t - S_q) \frac{(M - M_q)}{(\bar{M}_t - M_q)}$$

where,

 $M$  is the marks obtained by the candidate in the paper, mentioned on this GATE 2019 scorecard $M_q$  is the qualifying marks for general category candidate in the paper $\bar{M}_t$  is the mean of marks of top 0.1% or top 10 (whichever is larger) of the candidates who appeared in the paper (in case of multi-session papers including all sessions) $S_q = 350$ , is the score assigned to  $M_q$  $S_t = 900$ , is the score assigned to  $\bar{M}_t$ In the GATE 2019 score formula,  $M_q$  is 25 marks (out of 100) or  $\mu + \sigma$ , whichever is greater. Here  $\mu$  is the mean and  $\sigma$  is the standard deviation of marks of all the candidates who appeared in the paper.

Qualifying in GATE 2019 does not guarantee either an admission to a post-graduate program or a scholarship/assistantship. Admitting institutes may conduct further tests and interviews for final selection.

**Codes for XE and XL Paper Sections (compulsory section and any other two sections)****XE: Engineering Sciences**

- A - Engineering Mathematics (compulsory)
- B - Fluid Mechanics
- C - Materials Science
- D - Solid Mechanics
- E - Thermodynamics
- F - Polymer Science and Engineering
- G - Food Technology
- H - Atmospheric and Oceanic Sciences

**XL: Life Sciences**

- P - Chemistry (compulsory)
- Q - Biochemistry
- R - Botany
- S - Microbiology
- T - Zoology
- U - Food Technology

Graduate Aptitude Test in Engineering (GATE) 2019 was organized by Indian Institute of Technology Madras on behalf of the National Coordination Board (NCB) - GATE for the Department of Higher Education, Ministry of Human Resource Development (MHRD), Government of India.



Welcome, Vanipenta Surendra


## GATE 2019 Result

Name

VANIPENTA SURENDRA

Registration Number

ME19S17022065



Gender

Male

V. Surendra

Examination Paper

Mechanical Engineering (ME)

Marks out of 100<sup>#</sup>

13.87

Qualifying Marks<sup>##</sup>

34.1

General

30.7

OBC (NCL)

22.7

SC/ST/PwD

<sup>#</sup> Normalized marks for multisession papers (CE and ME)

<sup>##</sup> A candidate is considered qualified if the marks secured are greater than or equal to the qualifying marks mentioned for the category for which a valid Category Certificate, if applicable, is produced along with this scorecard.

### Note:

- The marks provided here are for information only.
- An electronic or paper copy of this document is not valid for admission.
- The official GATE 2019 Score Card can be downloaded from the GOAPS site between March 20, 2019 and May 31, 2019 by the qualified candidates only.
- For the papers CE and ME, qualifying marks and score are based on "Normalized Marks".

[View Response](#)





# TEST TAKER SCORE REPORT

Note: This report is not valid for transmission of scores to an institution.

**ROHITH PUVVALA SUBRAMANYAM**

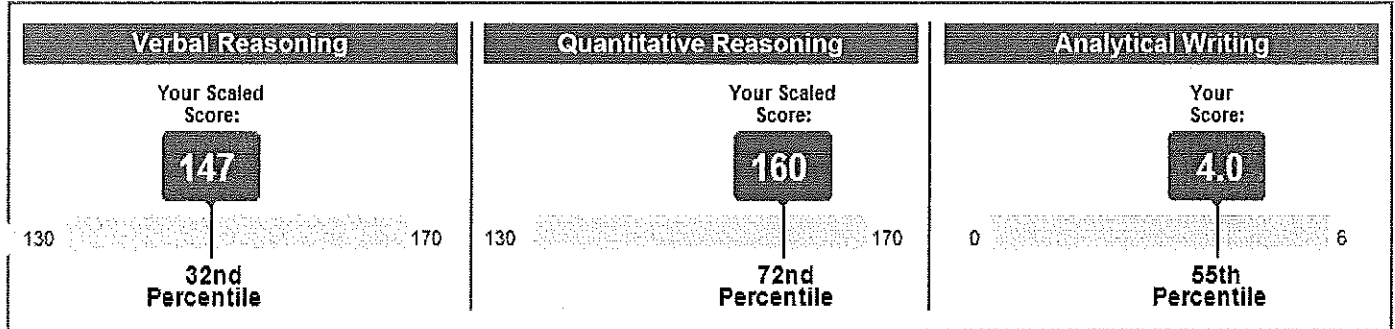
**Most Recent Test Date: October 3, 2020**

Address: 20-1-436, Maruthi Nagar,, Korlagunta,, TIRUPATI, Andhra Pradesh, 517501  
India

Registration Number: 7872977  
Print Date: October 12, 2020

Email: psrohith98@gmail.com  
Phone: 91-9441254779  
Date of Birth: July 4, 1998  
Social Security Number (Last Four Digits):  
Gender: Male  
Intended Graduate Major: Computer Science (0402)

## Your Scores for the General Test Taken on October 3, 2020



## Your Test Score History

### General Test Scores

| Test Date       | Verbal Reasoning |            | Quantitative Reasoning |            | Analytical Writing |            |
|-----------------|------------------|------------|------------------------|------------|--------------------|------------|
|                 | Scaled Score     | Percentile | Scaled Score           | Percentile | Score              | Percentile |
| October 3, 2020 | 147              | 32         | 160                    | 72         | 4.0                | 55         |

### Subject Test Scores

You do not have reportable test scores at this time.

## Your Score Recipient(s)

### Undergraduate Institution

| Report Date | Institution (Code) | Department (Code) | Test Title | Test Date |
|-------------|--------------------|-------------------|------------|-----------|
|-------------|--------------------|-------------------|------------|-----------|



## Test Report Form

ACADEMIC

**NOTE** Admission to undergraduate and post graduate courses should be based on the ACADEMIC Reading and Writing Modules. GENERAL TRAINING Reading and Writing Modules are **not** designed to test the full range of language skills required for academic purposes. It is recommended that the candidate's language ability as indicated in this Test Report Form be re-assessed **after two years** from the date of the test.

Centre Number

IN855

Date

24/OCT/2020

Candidate Number

077359

### Candidate Details

Family Name


PUVVALA SUBRAMANYAM

First Name

ROHITH

Candidate ID

S2665898



Date of Birth

04/07/1998

Sex (M/F)

M

Scheme Code

Private Candidate

Country or Region of Origin

Country of Nationality

INDIA

First Language

ENGLISH

### Test Results

Listening

8.0

Reading

7.0

Writing

6.5

Speaking

6.0

Overall Band Score


7.0

CEFR Level

C1

Administrator Comments

Centre stamp



Validation stamp



Administrator's Signature

*[Signature]*

Date

06/11/2020

Test Report Form Number

20IN077359PUVR855A