



SREE VIDYANIKETHAN ENGINEERING COLLEGE

(AUTONOMOUS)

SREE SAINATH NAGAR, TIRUPATI – 517102

5.2.3. Students qualifying in State / National / International level Examinations (IIT / JAM / NET / SLET / GATE / GMAT / CAT / GRE / TOEFL / Civil Services / State government examinations etc.)




Year	Branch	GATE	NET	IIT	SLET	GRE	TOEFL	IELTS	CAT	GMAT	NMAT	Civil Services	State government examinations	Other examinations conducted by the State / Central Government Agencies (Specify)
		Names of students selected/qualified	Names of students selected/qualified	Names of students selected/qualified	Names of students selected/qualified	Names of students selected/qualified	Names of students selected/qualified	Names of students selected/qualified	Names of students selected/qualified	Names of students selected/qualified	Names of students selected/qualified	Names of students selected/qualified	Names of students selected/qualified	Names of students selected/qualified
2015-16	CSE	3	0	0	0	17	1	5	0	0	0	0	0	0
	CSSE	1	0	0	0	4	2	0	0	0	0	0	0	0
	ECE	10	0	0	0	5	2	1	2	0	1	0	0	0
	EEE	6	0	0	0	2	0	1	1	1	0	0	0	0
	EIE	0	0	0	0	7	3	2	0	0	0	0	0	0
	IT	1	0	0	0	4	1	4	0	0	0	0	0	2
	ME	4	0	0	0	0	0	1	2	0	0	0	0	0
	CE	0	0	0	0	0	0	0	0	0	0	0	0	0
EXAM WISE SUB TOTAL		25	0	0	0	39	9	14	5	1	1	0	0	2

P. C. Rao
Principal

Principal

SREE VIDYANIKETHAN ENGINEERING COLLEGE
(AUTONOMOUS)

Sree Sainath Nagar, A. RANGABALLI
Chittoor (Dist.) - 517 102, A.P., INDIA

Candidate's Details		Candidate's Performance							
 Scorecard Number V3UY8		GATE 2016 Scorecard Graduate Aptitude Test in Engineering							
Name BHUMA VENKATA SRAVAN KUMAR									
Registration Number CS16S57021134									
Examination Paper Computer Science and Information Technology (CS)		(Candidate's Signature)							
GATE Score 512		Valid from March 23, 2016 to March 22, 2019							
Mark out of 100* 39.45		All India Rank in this paper 3612							
Qualifying Marks** <table border="1"> <tr> <td>25.0</td> <td>22.5</td> <td>16.6</td> </tr> <tr> <td>General</td> <td>OBC (NCL)</td> <td>SC/ST/PwD</td> </tr> </table>		25.0	22.5	16.6	General	OBC (NCL)	SC/ST/PwD	Number of Candidates Appeared in this paper 108495	
25.0	22.5	16.6							
General	OBC (NCL)	SC/ST/PwD							
<small>* Normalized marks for multisession papers</small>									
<small>** A candidate is considered qualified if the marks secured are greater than or equal to the qualifying marks mentioned in the relevant category for which a valid category certificate, if applicable, must be produced along with this scorecard.</small>									
Digital Fingerprint : 2e66fe6d7eb7948050ffe6e7769c7ac3		March 23, 2016 Organizing Chairperson GATE2016 on behalf of NCB-GATE, for MHRD							
		Prof. Tirthankar Bhattacharyya							

The GATE 2016 score is calculated using the formula

$$GATE\ Score = S_q + (S_t - S_q) \frac{(M - M_q)}{(\bar{M}_t - M_q)}$$

where,

M is the marks obtained by the candidate in the paper, mentioned on this scorecard in GATE 2016

M_q is the qualifying marks for general category candidate in the paper

\bar{M}_t is the mean of marks of top 0.1% or top 10 (whichever is larger) of the candidates who appeared in the paper (in case of multi-session papers including all sessions)

$S_q = 350$, is the score assigned to M_q

$S_t = 900$, is the score assigned to \bar{M}_t

In the GATE 2016 score formula, M_q is 25 marks (out of 100) or $\mu + \sigma$, whichever is greater. Here μ is the mean and σ is the standard deviation of marks of all the candidates who appeared in the paper.

Qualifying in GATE 2016 does not guarantee either an admission to a post-graduate program or a scholarship/assistantship. Admitting institutes may conduct further tests and interviews for final selection.

Codes for XE and XL Paper Sections (compulsory section and any other two sections) :

XE: Engineering Sciences

A-Engineering Mathematics (compulsory)

B-Fluid Mechanics

C-Material Science

D-Solid Mechanics

E-Thermodynamics

F-Polymer Science and Engineering

G-Food Technology

XL: Life Sciences

H-Chemistry (compulsory)

I-Biochemistry

J-Botany

K-Microbiology

L-Zoology

M-Food Technology

Graduate Aptitude Test in Engineering (GATE) 2016 was organized by the Indian Institute of Science on behalf of the National Coordination Board (NCB) for the Department of Higher Education, Ministry of Human Resource Development (MHRD), Government of India.

Authenticity of this scorecard can be verified at the GATE 2016 website <http://gate.iisc.ernet.in>



GATE 2016 Scorecard

Graduate Aptitude Test in Engineering

Name


GOPAVARAM DHARANIKUMAR

Registration Number

CS16S57017110

Examination Paper

Computer Science and Information Technology (CS)



G. Bhargava

(Candidate's Signature)

GATE Score

342

Valid from March 23, 2016 to March 22, 2019

Mark out of 100*

24.29

All India Rank in this paper

13266

Qualifying Marks**

25.0

22.5

16.6

General

OBC (NCL)

SC/ST/PwD

Number of Candidates
Appeared in this paper

108495

* Normalized marks for multisession papers

** A candidate is considered qualified if the marks secured are greater than or equal to the qualifying marks mentioned in the relevant category for which a valid category certificate, if applicable, must be produced along with this scorecard.

Digital Fingerprint : 63ed2de8916b2271dc1ee9e7e9d34e61

March 23, 2016

Organizing Chairperson GATE2016 on behalf of NCB-GATE, for MHRD

T. Bhattacharyya

Prof. Tirthankar Bhattacharyya

Organizing Institute for GATE 2016 : Indian Institute of Science

The GATE 2016 score is calculated using the formula

$$GATE\ Score = S_q + (S_t - S_q) \frac{(M - M_q)}{(\bar{M}_t - M_q)}$$

where,

M is the marks obtained by the candidate in the paper, mentioned on this scorecard in GATE 2016

M_q is the qualifying marks for general category candidate in the paper

\bar{M}_t is the mean of marks of top 0.1% or top 10 (whichever is larger) of the candidates who appeared in the paper (in case of multi-session papers including all sessions)

$S_q = 350$, is the score assigned to M_q

$S_t = 900$, is the score assigned to \bar{M}_t

In the GATE 2016 score formula, M_q is 25 marks (out of 100) or $\mu + \sigma$, whichever is greater. Here μ is the mean and σ is the standard deviation of marks of all the candidates who appeared in the paper.

Qualifying in GATE 2016 does not guarantee either an admission to a post-graduate program or a scholarship/assistantship.

Admitting institutes may conduct further tests and interviews for final selection.

Codes for XE and XL Paper Sections (compulsory section and any other two sections) :

XE: Engineering Sciences

A-Engineering Mathematics (compulsory)

B-Fluid Mechanics

C-Material Science

D-Solid Mechanics

E-Thermodynamics

F-Polymer Science and Engineering

G-Food Technology

XL: Life Sciences

H-Chemistry (compulsory)

I-Biochemistry

J-Botany




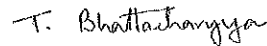
K-Microbiology

L-Zoology

M-Food Technology

Graduate Aptitude Test in Engineering (GATE) 2016 was organized by the Indian Institute of Science on behalf of the National Coordination Board (NCB) for the Department of Higher Education, Ministry of Human Resource Development (MHRD), Government of India.

Authenticity of this scorecard can be verified at the GATE 2016 website <http://gate.iisc.ernet.in>

Candidate's Details		Candidate's Performance	
 <h1 style="text-align: center;">GATE 2016 Scorecard</h1> <h2 style="text-align: center;">Graduate Aptitude Test in Engineering</h2>			
Scorecard Number	317GE	Name	Y. PRATHYUSHA
		Registration Number	CS16S57017098
		Examination Paper	Computer Science and Information Technology (CS)
			 (Candidate's Signature)
GATE Score	397	Valid from	March 23, 2016 to March 22, 2019
Mark out of 100*	29.22	All India Rank in this paper	8655
Qualifying Marks**	<div>25.0</div> <div>22.5</div> <div>16.6</div>	Number of Candidates Appeared in this paper	108495
	General OBC (NCL) SC/ST/PwD		
<p>* Normalized marks for multisession papers</p> <p>** A candidate is considered qualified if the marks secured are greater than or equal to the qualifying marks mentioned in the relevant category for which a valid category certificate, if applicable, must be produced along with this scorecard.</p> <p>Digital Fingerprint : 4077814ad714d11a073bbba60c44851</p>			
		 Prof. Tirthankar Bhattacharyya Organizing Chairperson GATE2016 on behalf of NCB-GATE, for MHRD	
		March 23, 2016 Organizing Institute for GATE 2016 : Indian Institute of Science	

The GATE 2016 score is calculated using the formula

$$GATE\ Score = S_q + (S_t - S_q) \frac{(M - M_q)}{(\bar{M}_t - M_q)}$$

where,

M is the marks obtained by the candidate in the paper, mentioned on this scorecard in GATE 2016

M_q is the qualifying marks for general category candidate in the paper

\bar{M}_t is the mean of marks of top 0.1% or top 10 (whichever is larger) of the candidates who appeared in the paper (in case of multi-session papers including all sessions)

$S_q = 350$, is the score assigned to M_q

$S_t = 900$, is the score assigned to \bar{M}_t

In the GATE 2016 score formula, M_q is 25 marks (out of 100) or $\mu + \sigma$, whichever is greater. Here μ is the mean and σ is the standard deviation of marks of all the candidates who appeared in the paper.

Qualifying in GATE 2016 does not guarantee either an admission to a post-graduate program or a scholarship/assistantship. Admitting institutes may conduct further tests and interviews for final selection.

Codes for XE and XL Paper Sections (compulsory section and any other two sections) :

XE: Engineering Sciences

A-Engineering Mathematics (compulsory)

B-Fluid Mechanics

C-Material Science

D-Solid Mechanics

E-Thermodynamics

F-Polymer Science and Engineering

G-Food Technology

XL: Life Sciences

H-Chemistry (compulsory)

I-Biochemistry

J-Botany

K-Microbiology

L-Zoology

M-Food Technology

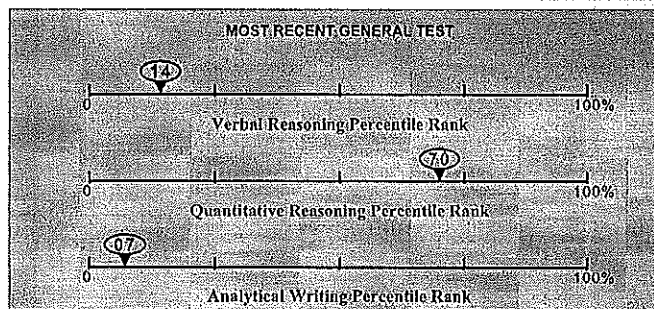
Graduate Aptitude Test in Engineering (GATE) 2016 was organized by the Indian Institute of Science on behalf of the National Coordination Board (NCB) for the Department of Higher Education, Ministry of Human Resource Development (MHRD), Government of India.

Authenticity of this scorecard can be verified at the GATE 2016 website <http://gate.iisc.ernet.in>

Last (Family/Surname) Name, First (Given) Name, Middle Initial

Print Date: 08/24/2016

Address:	13-220/5 Lingayath Street Rame Krishna Reddy Nagar Palamapattu, 617408
Email Address:	nandakishoreankreddy@gmail.com
Phone Number:	9703086070
Date of Birth:	12/03/1994
Social Security Number (last 4 digits):	
Gender:	Male
Intended Graduate Major Code:	0402
Intended Graduate Major:	Computer and Information Sciences - Computer Science
Most Recent Test Date:	08/17/2016
Registration Number:	5886733



All dates are formatted as MM/DD/YYYY.

This score report includes all of your General Test and Subject Test scores earned from July 1, 2008 to the present. Only reported scores are available for display.

General Test Scores

Test Date MM/DD/YYYY	Verbal Reasoning				Quantitative Reasoning*				Analytical Writing	
	Prior Format Scaled Score	Prior Format Estimated Current Score	Current Format Scaled Score	% Below	Prior Format Scaled Score	Prior Format Estimated Current Score	Current Format Scaled Score	% Below	Score	% Below
08/17/2016			141	14			158	70	2.5	07
06/01/2016			137	06			151	43	2.5	07

NS - No Score. Indicates that no questions were answered.

* The GRE Verbal Reasoning and Quantitative Reasoning score scales changed in August 2011. For tests taken August 2011 or later, scores are printed in the "Current Format" columns. For tests taken before August 2011, scores on the prior scales and the corresponding estimated scores on the current scales are printed in the "Prior Format" columns.

Subject Test Scores

Test Date	Test Name / Subscore Name	Scaled Score	% Below
-----------	---------------------------	--------------	---------

Score Recipient(s)

Your score reporting history is shown below. "Pending" indicates your scores are not yet available, or your order has not yet been processed.

Report Date	Institution (Code)	Department (Code)	Test Type	Test Date
-------------	--------------------	-------------------	-----------	-----------

Report Date	Institution or Fellowship Sponsor (Code)	Department (Code)	Test Type	Test Date
08/24/2016	U Missouri Kansas City (6872)	Computer Science (0402)	General Test	08/17/2016
08/24/2016	Central Michigan U (1106)	Computer Science (0402)	General Test	08/17/2016
08/24/2016	Bradley U (1070)	Computer Science (0402)	General Test	08/17/2016
08/24/2016	U Texas Dallas (6897)	Computer Science (0402)	General Test	08/17/2016
06/10/2016	Bradley U (1070)	Computer Science (0402)	General Test	06/01/2016
06/10/2016	U Clrk Missouri (6090)	Computer Science (0402)	General Test	06/01/2016
06/10/2016	Central Michigan U (1106)	Computer Science (0402)	General Test	06/01/2016
06/10/2016	Indiana St U (1322)	Computer Science (0402)	General Test	06/01/2016

* Undergraduate Institution does not wish to receive scores

** Score recipient not valid/active

About Your GRE® Score Report

Score Reporting Policies

With the ScoreSelect® option, you can decide which test scores to send to the institutions you designate. There are three options to choose from:

- Most Recent option - Send your scores from your most recent test administration
- All option - Send your scores from all administrations in the last five years
- Any option - Send your scores from one OR as many test administrations in the last five years (this option is not available on test day when you select up to four FREE score reports)

Scores for a test administration must be reported in their entirety. Institutions will receive score reports that show only the scores that you selected to send to them. There will be no special indication if you have taken additional GRE tests. See the GRE® Information Bulletin for details. The policies and procedures explained in the Bulletin for the current testing year supersede previous policies and procedures in previous bulletins.

Scores will be sent to designated score recipients approximately 10-15 days after a computer-delivered test and 5 weeks after a paper-delivered test. If your scores are not available for any reason, you will see "Not Available" in your Test Score History.

GRE test scores are reportable according to the following policies:

- For tests taken prior to July 1, 2016, scores are reportable for five (5) years following the testing year in which you tested (July 1 - June 30). For example, scores for a test taken on May 15, 2016, are reportable through June 30, 2020. GRE scores earned prior to August 2011 are no longer reportable.
- For tests taken on or after July 1, 2016, scores are reportable for five (5) years following your test date. For example, scores for a test taken on July 3, 2016, are reportable through July 2, 2021.

Note: Score recipients will only receive scores from test administrations that you have selected to send to them.

Percentile Rank (% Below)

A percentile rank for a test score indicates the percentage of test takers who took that test and received a lower score. Regardless of when the reported scores were earned, the percentile ranks for General Test and Subject Test scores are based on the scores of all test takers who tested within the most recent three-year period.



Challa, Pallavi

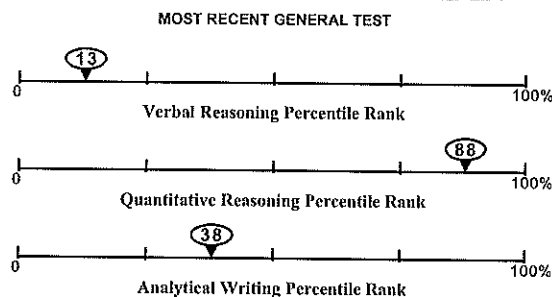
Examinee Score Report

Note: This report is not valid for transmission of scores to an institution.

Last (Family/Surname) Name, First (Given) Name, Middle Initial

Print Date: 08/12/2015

Address:	Hno-15/659 panchavati street Tadipatri, 515411
Email Address:	pallavichalla85@gmail.com
Phone Number:	9848126059
Date of Birth:	08/10/1994
Social Security Number (last 4 digits):	
Gender:	Female
Intended Graduate Major Code:	0000
Intended Graduate Major:	Undecided - Undecided
Most Recent Test Date:	07/06/2015
Registration Number:	3526691



All dates are formatted as MM/DD/YYYY.

This score report includes all of your General Test and Subject Test scores earned from July 1, 2008 to the present. Only reported scores are available for display.

General Test Scores

Test Date MM/DD/YYYY	Verbal Reasoning*				Quantitative Reasoning*				Analytical Writing	
	Prior Format		Current Format	% Below	Prior Format		Current Format	% Below	Score	% Below
	Scaled Score	Estimated Current Score	Scaled Score		Scaled Score	Estimated Current Score	Scaled Score			
07/06/2015			141	13			164	88	3.5	38

* No Score. Indicates that no questions were answered.

* The GRE Verbal Reasoning and Quantitative Reasoning score scales changed in August 2011. For tests taken August 2011 or later, scores are printed in the "Current Format" columns. For tests taken before August 2011, scores on the prior scales and the corresponding estimated scores on the current scales are printed in the "Prior Format" columns.

Subject Test Scores

Test Date	Test Name / Subscore Name	Scaled Score	% Below
-----------	---------------------------	--------------	---------

Score Recipient(s)

Your score reporting history is shown below. "Pending" indicates your scores are not yet available, or your order has not yet been processed.

Undergraduate Institution				
Report Date	Institution (Code)	Department (Code)	Test Type	Test Date
07/15/2015	Texas Tech U (6827)	Computer Science (0402)	General Test	07/06/2015

Score Recipient(s)				
Report Date	Institution or Fellowship Sponsor (Code)	Department (Code)	Test Type	Test Date
07/15/2015	Northern Illinois U (1559)	Computer Science (0402)	General Test	07/06/2015
07/15/2015	Texas Tech U (6827)	Computer Science (0402)	General Test	07/06/2015

* Undergraduate Institution does not wish to receive scores

** Score recipient not valid/active

QUESTIONS ABOUT THIS GRE EXAMINEE SCORE REPORT

Information to help you interpret your GRE scores is available at www.ets.org/gre/stupubs. If you have any questions concerning this GRE Report of Scores, call ETS at 1-800-771-7679 or 1-866-473-4373 (toll free for test takers in the U.S., U.S. Territories*, and Canada) between 8:00 a.m. and 7:45 p.m. EST or email gre-info@ets.org. For information about interpreting your scores, consult www.ets.org/gre/understand.
* Includes American Samoa, Guam, Puerto Rico, and U.S. Virgin Islands

SCORE REPORTING

Policies pertaining to score reporting and use are periodically reviewed and revised by the GRE Board. The policies and procedures explained in the 2013-14 GRE Information and Registration Bulletin are effective only for the time period of August 1, 2013 to June 30, 2014 and supersede previous policies and procedures in previous bulletins. GRE scores are reportable for five(5) years following the testing year (July 1 to June 30) in which you tested. Currently, GRE scores earned after July 1, 2008 are available.

PERCENTILE RANK (% BELOW)

The percentile ranks in this report indicate the percentage of examinees who scored below your score. Note that these percentile ranks may be different from those that applied when the scores were originally reported to you if the scores were earned prior to July 2013. This reflects annual updating of these data to permit admissions officers to compare scores, whenever earned, with those for a recent reference group.

RETAKEING A GRE TEST

You can take the GRE revised General Test once every 21 days, and up to five times within any continuous rolling 12-month period. This applies even if you canceled your scores on a test taken previously. You may take the paper-based GRE revised General Test and GRE Subject Tests as often as they are offered.

Note: This policy will be enforced even if a violation is not immediately identified (e.g., inconsistent registration information) and test scores have been reported. In such cases, the invalid scores will be canceled and score recipients will be notified of the cancellation. Test fees will be forfeited.

SCORES NOT REPORTED

"Scores Not Reported" is listed in the Report Date column of the Score Recipients section of your score report if one of three scenarios occurs:

- You requested scores to be sent to an undergraduate institution that does not receive scores.
- The code for the graduate institution you designated to receive scores is no longer active.
- Your reportable score record does not include scores for the requested test.

Note: This report is not valid for transmission of scores to an institution.

Galla, Manisha

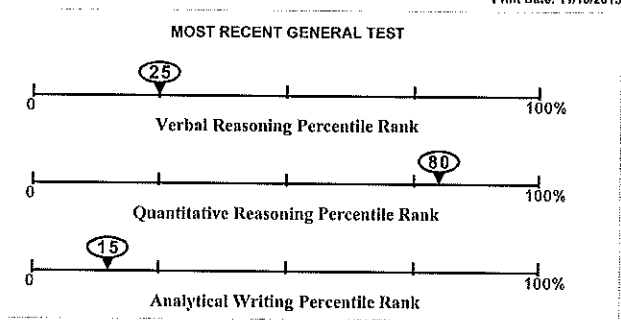
Examinee Score Report

Note: This report is not valid for transmission of scores to an institution.

Last (Family/Surname) Name, First (Given) Name, Middle Initial

Print Date: 11/10/2015

Address:	6-3-184, Ram Nagar Anantapur Anantapur, 515001
Email Address:	manishagalla99@gmail.com
Phone Number:	9949773350
Date of Birth:	10/10/1994
Social Security Number (last 4 digits):	
Gender:	Female
Intended Graduate Major Code:	0402
Intended Graduate Major:	Computer and Information Sciences - Computer Science
Most Recent Test Date:	07/06/2015
Registration Number:	3414640



All dates are formatted as MM/DD/YYYY.

This score report includes all of your General Test and Subject Test scores earned from July 1, 2008 to the present. Only reported scores are available for display.

General Test Scores

Test Date MM/DD/YYYY	Verbal Reasoning*				Quantitative Reasoning*				Analytical Writing	
	Prior Format Scaled Score	Estimated Current Score	Current Format Scaled Score	% Below	Prior Format Scaled Score	Estimated Current Score	Current Format Scaled Score	% Below	Score	% Below
07/06/2015			145	25			161	80	3.0	15

* - No Score. Indicates that no questions were answered.

* The GRE Verbal Reasoning and Quantitative Reasoning score scales changed in August 2011. For tests taken August 2011 or later, scores are printed in the "Current Format" columns. For tests taken before August 2011, scores on the prior scales and the corresponding estimated scores on the current scales are printed in the "Prior Format" columns.

Subject Test Scores

Test Date	Test Name / Subscore Name	Scaled Score	% Below
-----------	---------------------------	--------------	---------

Score Recipient(s)

Your score reporting history is shown below. "Pending" indicates your scores are not yet available, or your order has not yet been processed.

Undergraduate Institution				
Report Date	Institution (Code)	Department (Code)	Test Type	Test Date

Score Recipient(s)				
Report Date	Institution or Fellowship Sponsor (Code)	Department (Code)	Test Type	Test Date

* Undergraduate Institution does not wish to receive scores

** Score recipient not valid/active

QUESTIONS ABOUT THIS GRE EXAMINEE SCORE REPORT

Information to help you interpret your GRE scores is available at www.ets.org/gre/stupubs. If you have any questions concerning this GRE Report of Scores, call ETS at 1-800-771-7679 or 1-866-473-4373 (toll free for test takers in the U.S., U.S. Territories*, and Canada) between 8:00 a.m. and 7:45 p.m. EST or email gre-info@ets.org. For information about interpreting your scores, consult **Interpreting Your GRE Scores**, which is available at www.ets.org/gre/understand.
*Includes American Samoa, Guam, Puerto Rico, and U.S. Virgin Islands

CORE REPORTING

Policies pertaining to score reporting and use are periodically reviewed and revised by the GRE Board. The policies and procedures explained in the 2013-14 *GRE Information and Registration Bulletin* are effective only for the time period of August 1, 2013 to June 30, 2014 and supersede previous policies and procedures in previous bulletins. GRE scores are reportable for five(5) years following the testing year (July 1 to June 30) in which you tested. Currently, GRE scores earned after July 1, 2008 are available.

PERCENTILE RANK (% BELOW)

The percentile ranks in this report indicate the percentage of examinees who scored below your score. Note that these percentile ranks may be different from those that applied when the scores were originally reported to you if the scores were earned prior to July 2013. This reflects annual updating of these data to permit admissions officers to compare scores, whenever earned, with those for a recent reference group.

RETAKING A GRE TEST

You can take the GRE revised General Test once every 21 days, and up to five times within any continuous rolling 12-month period. This applies even if you canceled your scores on a test taken previously. You may take the paper-based GRE revised General Test and GRE Subject Tests as often as they are offered. Note: This policy will be enforced even if a violation is not immediately identified (e.g., inconsistent registration information) and test scores have been reported. In such cases, the invalid scores will be canceled and score recipients will be notified of the cancellation. Test fees will be forfeited.

SCORES NOT REPORTED

"Scores Not Reported" is listed in the Report Date column of the Score Recipients section of your score report if one of three scenarios occurs:

- You requested scores to be sent to an undergraduate institution that does not receive scores.
- The code for the graduate institution you designated to receive scores is no longer active.
- Your reportable score record does not include scores for the requested test.

Note: This report is not valid for transmission of scores to an institution.



ITHARAJU, NARASIMHAMURTHY

Examinee Score Report

Note: This report is not valid for transmission of scores to an institution.

Last (Family/Surname) Name, First (Given) Name, Middle Initial

Print Date: 03/08/2016

Address: D.NO-2/18/10, CHENCHULAKSHMI NGR
DIGUVAREDDY VARPALI, CHANDRAGIRI
CHITTOOR, 517101

Email Address: simha750@gmail.com

Phone Number: 8790259593

Date of Birth: 06/14/1995

Social Security Number (last 4 digits):

Gender: Male

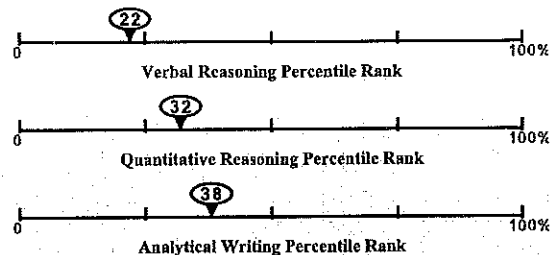
Intended Graduate Major Code: 0402

Intended Graduate Major: Computer and Information Sciences - Computer Science

Most Recent Test Date: 01/28/2016

Registration Number: 5084917

MOST RECENT GENERAL TEST



All dates are formatted as MM/DD/YYYY.

This score report includes all of your General Test and Subject Test scores earned from July 1, 2008 to the present. Only reported scores are available for display.

General Test Scores

Test Date MM/DD/YYYY	Verbal Reasoning*				Quantitative Reasoning*				Analytical Writing	
	Prior Format Scaled Score	Estimated Current Score	Current Format Scaled Score	% Below	Prior Format Scaled Score	Estimated Current Score	Current Format Scaled Score	% Below	Score	% Below
01/28/2016			144	22			148	32	3.5	38
10/23/2015			141	13			146	25	3.0	15

NS - No Score, indicates that no questions were answered.

* The GRE Verbal Reasoning and Quantitative Reasoning score scales changed in August 2011. For tests taken August 2011 or later, scores are printed in the "Current Format" columns. For tests taken before August 2011, scores on the prior scales and the corresponding estimated scores on the current scales are printed in the "Prior Format" columns.

Subject Test Scores

Test Date	Test Name / Subscore Name	Scaled Score	% Below
-----------	---------------------------	--------------	---------

Score Recipient(s)

Your score reporting history is shown below. "Pending" indicates your scores are not yet available, or your order has not yet been processed.

Undergraduate Institution				
Report Date	Institution (Code)	Department (Code)	Test Type	Test Date
Score Recipient(s)				
Report Date	Institution or Fellowship Sponsor (Code)	Department (Code)	Test Type	Test Date
03/04/2016	U Ctlr Missouri (6090)	Computer Science (0402)	General Test	01/28/2016
02/05/2016	Illinois State U (1319)	Computer Science (0402)	General Test	01/28/2016
02/05/2016	U Kansas (6871)	Computer Science (0402)	General Test	01/28/2016
02/05/2016	Missouri St U (6665)	Computer Science (0402)	General Test	01/28/2016

* Undergraduate institution does not wish to receive scores

** Score recipient not valid/active

QUESTIONS ABOUT THIS GRE EXAMINEE SCORE REPORT

Information to help you interpret your GRE scores is available at www.ets.org/gre/stupubs. If you have any questions concerning this GRE Report of Scores, call ETS at 1-609-771-7679 or 1-866-473-4373 (toll free for test takers in the U.S., U.S. Territories*, and Canada) between 8:00 a.m. and 7:45 p.m. EST or email gre-info@ets.org. For information about interpreting your scores, consult *Interpreting Your GRE Scores*, which is available at www.ets.org/gre/understand.

*Includes American Samoa, Guam, Puerto Rico, and U.S. Virgin Islands

SCORE REPORTING

Policies pertaining to score reporting and use are periodically reviewed and revised by the GRE Board. The policies and procedures explained in the 2013-14 GRE Information and Registration Bulletin are effective only for the time period of August 1, 2013 to June 30, 2014 and supersede previous policies and procedures in previous bulletins. GRE scores are reportable for five(5) years following the testing year (July 1 to June 30) in which you tested. Currently, GRE scores earned after July 1, 2009 are available.

PERCENTILE RANK (% BELOW)

The percentile ranks in this report indicate the percentage of examinees who scored below your score. Note that these percentile ranks may be different from those that applied when the scores were originally reported to you if the scores were earned prior to July 2013. This reflects annual updating of these data to permit admissions officers to compare scores, whenever earned, with those for a recent reference group.

RETAKE A GRE TEST

You can take the GRE revised General Test once every 21 days, and up to five times within any continuous rolling 12-month period. This applies even if you canceled your scores on a test taken previously. You may take the paper-based GRE revised General Test and GRE Subject Tests as often as they are offered.

Note: This policy will be enforced even if a violation is not immediately identified (e.g., inconsistent registration information) and test scores have been reported. In such cases, the invalid scores will be canceled and score recipients will be notified of the cancellation. Test fees will be forfeited.

SCORES NOT REPORTED

"Scores Not Reported" is listed in the Report Date column of the Score Recipients section of your score report if one of three scenarios occurs:

- You requested scores to be sent to an undergraduate institution that does not receive scores.
- The code for the graduate institution you designated to receive scores is no longer active.
- Your reportable score record does not include scores for the requested test.

12121A0531

28/03/2016

Gmail - UCM MSCS Acceptance



Narasimha Murthy <simha750@gmail.com>

UCM MSCS Acceptance

1 message

mcs@ucmo.edu <mcs@ucmo.edu>

30 March 2016 at 10:47

To: simha750@gmail.com

Cc: gee@ucmo.edu

Dear Narasimha Murthy

It is my pleasure to inform you that you have been admitted into our Master of Science in Computer Science program at the University of Central Missouri for Fall 2016 semester. Congratulations! Rest assured that you have made an excellent decision to study Computer Science at Central!

The Central Computer Science program is one of the best in the region. As a matter of fact, we are the largest MS in Computer Science program in the state of Missouri. MSCS program at the University of Central Missouri is fully accredited by the Higher Learning Commission of the North Central Association of Colleges and Schools. Our program prepares students in all the core technologies of computer science and emphasizes the engineering and technological aspects of computing. We have an outstanding faculty, comprehensive curricula, and exceptional student organizations that provide students with a broad variety of learning experiences. Our goal is to prepare students for careers in all aspects of the computing industry. Our graduates have found success in major IT companies, education, research, and graduate studies.

The program is broad and includes courses in areas such as: Programming Languages and Algorithms, Database, Operating Systems, Data Mining, Computer Networking, Artificial Intelligence, Cloud Computing, Parallel Computing, Big Data, Web Applications and Services Development, Machine Learning and Mobile Computing with Android, among others. In addition, as a STEM discipline, international students will enjoy the benefits of extended OPT.

The Computer Science faculty is highly qualified with both practical experience and academic expertise. UCM's Computer science faculty members have become notable in a variety of research areas and are student oriented. At Central in the Computer Science program you will have the opportunity to study under discipline experts, research with faculty, network with experts from around the nation, intern with various IT companies, and much more.

International Students: UCM international center will use Fedex to mail your I20. Please allow at least three weeks for the I20 to reach your address.

If you have any questions regarding our MS in Computer Science program, please feel free to contact me, MSCS Program Coordinator Dr. Mahmoud Yousef or Student Services Coordinator Ms. Taylor Gee. For more information about our program visit our program's web pages at www.ucmo.edu/cs/ms and our Facebook page at <https://www.facebook.com/UCM-MSCS-371536749897677/?ref=rs>.

Again, congratulations on your admission to Central!

Xiaodong Yue, Ph.D.; Chair
School of Computer Science and Mathematics
University of Central Missouri



kilari, kumar

Examinee Score Report

Note: This report is not valid for transmission of scores to an institution.

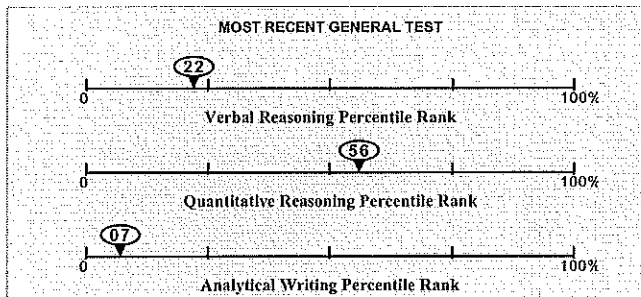
Last (Family/Surname) Name, First (Given) Name, Middle Initial

Print Date: 03/25/2016

Address:	20-162, rangareddy street miltloor, chittoor, ap chittoor, 517001
Email Address:	vamsikumar.kilari@gmail.com
Phone Number:	9842734725
Date of Birth:	05/14/1994
Social Security Number (last 4 digits):	
Gender:	Male
Intended Graduate Major Code:	0402
Intended Graduate Major:	Computer and Information Sciences - Computer Science
Most Recent Test Date:	01/18/2016
Registration Number:	5084153

All dates are formatted as MM/DD/YYYY.

This score report includes all of your General Test and Subject Test scores earned from July 1, 2008 to the present. Only reported scores are available for display.



General Test Scores

Test Date MM/DD/YYYY	Verbal Reasoning*				Quantitative Reasoning*				Analytical Writing	
	Prior Format		Current Format		Prior Format		Current Format		Score	% Below
	Scaled Score	Estimated Current Score	Scaled Score	% Below	Scaled Score	Estimated Current Score	Scaled Score	% Below		
01/18/2016			144	22			154	56	2.5	07
08/18/2015			139	08			151	45	2.5	07

NS - No Score. Indicates that no questions were answered.

* The GRE Verbal Reasoning and Quantitative Reasoning score scales changed in August 2011. For tests taken August 2011 or later, scores are printed in the "Current Format" columns. For tests taken before August 2011, scores on the prior scales and the corresponding estimated scores on the current scales are printed in the "Prior Format" columns.

Subject Test Scores

Test Date	Test Name / Subscore Name	Scaled Score	% Below
-----------	---------------------------	--------------	---------

Score Recipient(s)

Your score reporting history is shown below. "Pending" indicates your scores are not yet available, or your order has not yet been processed.

Undergraduate Institution				
Report Date	Institution (Code)	Department (Code)	Test Type	Test Date
01/27/2016	NIT Srinagar (7188)	Computer Science (0402)	General Test	01/18/2016

Score Recipient(s)				
Report Date	Institution or Fellowship Sponsor (Code)	Department (Code)	Test Type	Test Date
01/27/2016	Western Kentucky U (1901)	Computer Science (0402)	General Test	01/18/2016
01/27/2016	San Jose State U (4687)	Computer Science (0402)	General Test	01/18/2016
01/27/2016	California St U Eastbay (4011)	Computer Science (0402)	General Test	01/18/2016
01/27/2016	U Missouri Kansas City (6872)	Computer Science (0402)	General Test	01/18/2016
08/26/2015	U CA Davis (4834)	Computer Science (0402)	General Test	08/18/2015
08/26/2015	Arizona State U (4007)	Computer Science (0402)	General Test	08/18/2015
08/26/2015	California St U Sacramento (4671)	Computer Science (0402)	General Test	08/18/2015
08/26/2015	California St U Long Beach (4389)	Computer Science (0402)	General Test	08/18/2015

* Undergraduate Institution does not wish to receive scores

** Score recipient not valid/active

QUESTIONS ABOUT THIS GRE EXAMINEE SCORE REPORT

Information to help you interpret your GRE scores is available at www.ets.org/gre/stupubs. If you have any questions concerning this GRE Report of Scores, call ETS at 1-609-771-7679 or 1-866-473-4373 (toll free for test takers in the U.S., U.S. Territories*, and Canada) between 8:00 a.m. and 7:45 p.m. EST or email gre-info@ets.org. For information about interpreting your scores, consult **Interpreting Your GRE Scores**, which is available at www.ets.org/gre/understand.

*Includes American Samoa, Guam, Puerto Rico, and U.S. Virgin Islands

SCORE REPORTING

Policies pertaining to score reporting and use are periodically reviewed and revised by the GRE Board. The policies and procedures explained in the 2013-14 *GRE Information and Registration Bulletin* are effective only for the time period of August 1, 2013 to June 30, 2014 and supersede previous policies and procedures in previous bulletins. GRE scores are reportable for five(5) years following the testing year (July 1 to June 30) in which you tested. Currently, GRE scores earned after July 1, 2008 are available.

PERCENTILE RANK (% BELOW)

The percentile ranks in this report indicate the percentage of examinees who scored below your score. Note that these percentile ranks may be different from those that applied when the scores were originally reported to you if the scores were earned prior to July 2013. This reflects annual updating of these data to permit admissions officers to compare scores, whenever earned, with those for a recent reference group.

RETAKE A GRE TEST

You can take the GRE revised General Test once every 21 days, and up to five times within any continuous rolling 12-month period. This applies even if you canceled your scores on a test taken previously. You may take the paper-based GRE revised General Test and GRE Subject Tests as often as they are offered.

Note: This policy will be enforced even if a violation is not immediately identified (e.g., inconsistent registration information) and test scores have been reported. In such cases, the invalid scores will be canceled and score recipients will be notified of the cancellation. Test fees will be forfeited.

SCORES NOT REPORTED

"Scores Not Reported" is listed in the Report Date column of the Score Recipients section of your score report if one of three scenarios occurs:

- You requested scores to be sent to an undergraduate institution that does not receive scores.
- The code for the graduate institution you designated to receive scores is no longer active.
- Your reportable score record does not include scores for the requested test.

PTE Academic

Test Taker Score Report


kumar kilari

Test Taker ID: PTE000301950
Date of Birth: 14 May 1994
Country of Residence: India
Country of Citizenship: India
Gender: Male
Email Address: vamsikumar.kilari@gmail.com

Registration ID: 297038895

Test Date: 23 March 2016
Test Centre Country: India
Test Centre ID: 72340
First-Time Test Taker: Yes

Report Issue Date: 24 March 2016
Scores Valid Until: 23 March 2018



Kilari, Kumar
297038895

Overall Score: 64

The Overall Score for the PTE Academic is based on the test taker's performance on all items in the test. The scores for Communicative Skills and Enabling Skills are based on the test taker's performance on only those items that pertain to these skills specifically. As many items contribute to more than one Communicative or Enabling Skill, the Overall Score cannot be computed directly from the Communicative Skill scores or from the Enabling Skill scores. The graph below indicates this test taker's Communicative Skills and Enabling Skills relative to his or her Overall Score.

When comparing the Overall Score and the scores for Communicative Skills and Enabling Skills, please be aware that there is some imprecision in all measurement, depending on a variety of factors. For more information on interpreting PTE Academic scores, please refer to *Interpreting the PTE Academic Score Report* which is available at www.pearsonpte.com/pteacademic/scores.

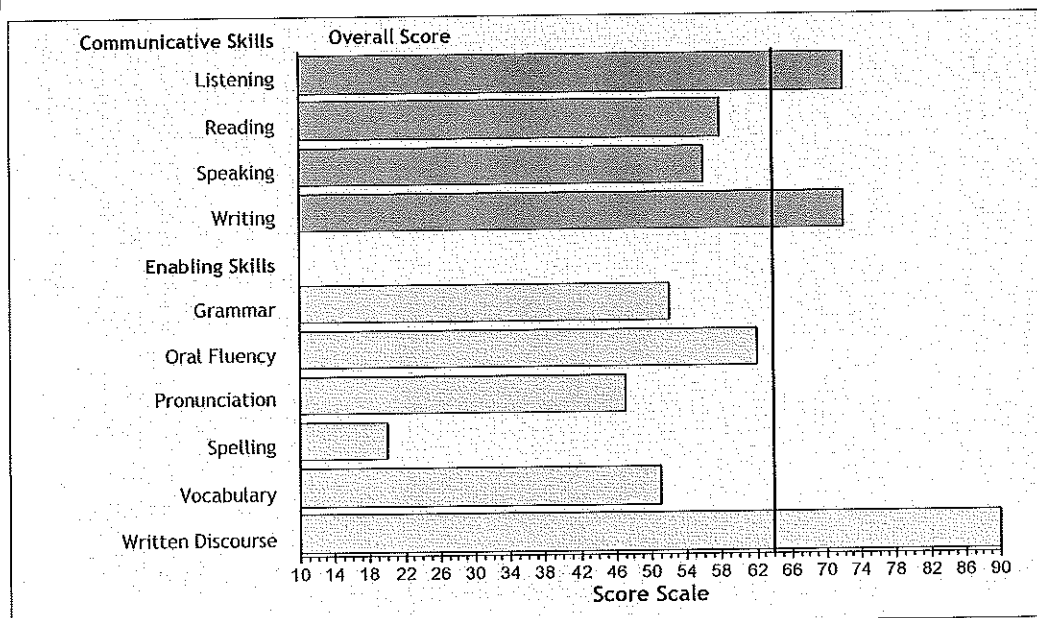
Skills Profile

Communicative Skills

Listening	72
Reading	58
Speaking	56
Writing	72

Enabling Skills

Grammar	52
Oral Fluency	62
Pronunciation	47
Spelling	20
Vocabulary	51
Written Discourse	90

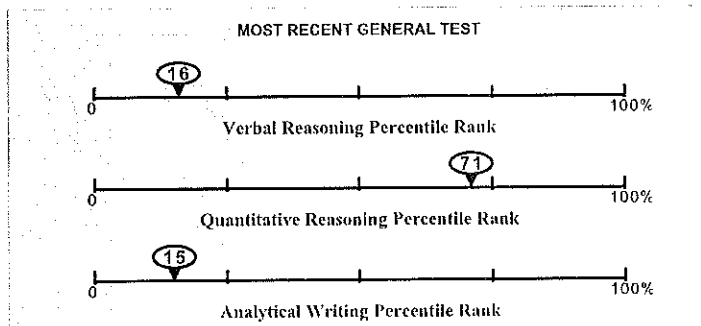


NOTE TO INSTITUTIONS: This score report is not valid unless authenticated on the PTE Academic Score Report Website: www.pearsonvue.com/ptescores.

Last (Family/Surname) Name, First (Given) Name, Middle Initial

Print Date: 06/19/2016

Address:	18-36-S7-307 Ramachandra nagar, kt road Tirupati, 517501
Email Address:	deepakrajkd@gmail.com
Phone Number:	9032111119
Date of Birth:	09/24/1995
Social Security Number (last 4 digits):	
Gender:	Male
Intended Graduate Major Code:	4303
Intended Graduate Major:	Business -- Other - Management Information Systems
Most Recent Test Date:	09/09/2015
Registration Number:	3660923



All dates are formatted as MM/DD/YYYY.

This score report includes all of your General Test and Subject Test scores earned from July 1, 2008 to the present. Only reported scores are available for display.

General Test Scores

Test Date MM/DD/YYYY	Verbal Reasoning*				Quantitative Reasoning*				Analytical Writing	
	Prior Format		Current Format		Prior Format		Current Format		Score	% Below
	Scaled Score	Estimated Current Score	Scaled Score	% Below	Scaled Score	Estimated Current Score	Scaled Score	% Below		
09/09/2015			142	16			158	71	3.0	15
06/15/2015			137	05			153	52	2.5	07

NS - No Score, indicates that no questions were answered.

* The GRE Verbal Reasoning and Quantitative Reasoning score scales changed in August 2011. For tests taken August 2011 or later, scores are printed in the "Current Format" columns. For tests taken before August 2011, scores on the prior scales and the corresponding estimated scores on the current scales are printed in the "Prior Format" columns.

Subject Test Scores

Test Date	Test Name / Subscore Name	Scaled Score	% Below
-----------	---------------------------	--------------	---------

Score Recipient(s)

Your score reporting history is shown below. "Pending" indicates your scores are not yet available, or your order has not yet been processed.

Undergraduate Institution				
Report Date	Institution (Code)	Department (Code)	Test Type	Test Date
Score Recipient(s)				
Report Date	Institution or Fellowship Sponsor (Code)	Department (Code)	Test Type	Test Date
03/02/2016	Northeastern U Engineering (3665)	Management Information Systems (4303)	General Test	09/09/2015
02/10/2016	New Jersey Inst Tech (2513)	Management Information Systems (4303)	General Test	09/09/2015
02/10/2016	Auburn U (1005)	Management Information Systems (4303)	General Test	09/09/2015
12/02/2015	U Illinois at Springfield (1787)	Management Information Systems (4303)	General Test	09/09/2015
12/02/2015	U Illinois Chicago (1851)	Management Information Systems (4303)	General Test	09/09/2015
12/02/2015	Oklahoma St U (6546)	Management Information Systems (4303)	General Test	09/09/2015
10/2/2015	California Lutheran U (4088)	Management Information Systems (4303)	General Test	09/09/2015
12/02/2015	San Diego St U (4682)	Management Information Systems (4303)	General Test	09/09/2015
12/02/2015	Santa Clara U Leavy Sch Bus (7238)	Management Information Systems (4303)	General Test	09/09/2015
12/02/2015	U Texas Arlington (6013)	Management Information Systems (4303)	General Test	09/09/2015
09/18/2015	Rochester Inst Technology (2760)	Management Information Systems (4303)	General Test	09/09/2015
09/18/2015	Georgia Inst Technology (5248)	Management Information Systems (4303)	General Test	09/09/2015
09/18/2015	Northern Illinois U (1559)	Management Information Systems (4303)	General Test	09/09/2015
09/18/2015	Illinois Inst Technology (1318)	Management Information Systems (4303)	General Test	09/09/2015
06/24/2015	Santa Clara U (4851)	Management Information Systems (4303)	General Test	06/15/2015
06/24/2015	U Texas Arlington (6013)	Management Information Systems (4303)	General Test	06/15/2015
06/24/2015	U Southern California (4852)	Management Information Systems (4303)	General Test	06/15/2015
06/24/2015	Northern Illinois U (1559)	Management Information Systems (4303)	General Test	06/15/2015

* Undergraduate Institution does not wish to receive scores
** Score recipient not valid/active

QUESTIONS ABOUT THIS GRE EXAMINEE SCORE REPORT

Information to help you interpret your GRE scores is available at www.ets.org/gre/stupubs. If you have any questions concerning this GRE Report of Scores, call ETS at 1-609-771-7679 or 1-866-473-4373 (toll free for test takers in the U.S., U.S. Territories*, and Canada) between 8:00 a.m. and 7:45 p.m. EST or email gre-info@ets.org. For information about interpreting your scores, consult **Interpreting Your GRE Scores**, which is available at www.ets.org/gre/understand.
*Includes American Samoa, Guam, Puerto Rico, and U.S. Virgin Islands

SCORE REPORTING

Policies pertaining to score reporting and use are periodically reviewed and revised by the GRE Board. The policies and procedures explained in the 2013-14 *GRE Information and Registration Bulletin* are effective only for the time period of August 1, 2013 to June 30, 2014 and supersede previous policies and procedures in previous bulletins. GRE scores are reportable for five(5) years following the testing year (July 1 to June 30) in which you tested. Currently, GRE scores earned after July 1, 2008 are available.



Kalluru, DeepakRaj

Examinee Score Report

Note: This report is not valid for transmission of scores to an institution.

PERCENTILE RANK (% BELOW)

The percentile ranks in this report indicate the percentage of examinees who scored below your score. Note that these percentile ranks may be different from those that applied when the scores were originally reported to you if the scores were earned prior to July 2013. This reflects annual updating of these data to permit admissions officers to compare scores, whenever earned, with those for a recent reference group.

RETAKING A GRE TEST

You can take the GRE revised General Test once every 21 days, and up to five times within any continuous rolling 12-month period. This applies even if you canceled your scores on a test taken previously. You may take the paper-based GRE revised General Test and GRE Subject Tests as often as they are offered.

Note: This policy will be enforced even if a violation is not immediately identified (e.g., inconsistent registration information) and test scores have been reported. In such cases, the invalid scores will be canceled and score recipients will be notified of the cancellation. Test fees will be forfeited.

SCORES NOT REPORTED

"Scores Not Reported" is listed in the Report Date column of the Score Recipients section of your score report if one of three scenarios occurs:

- You requested scores to be sent to an undergraduate institution that does not receive scores.
- The code for the graduate institution you designated to receive scores is no longer active.
- Your reportable score record does not include scores for the requested test.

Note: This report is not valid for transmission of scores to an institution.

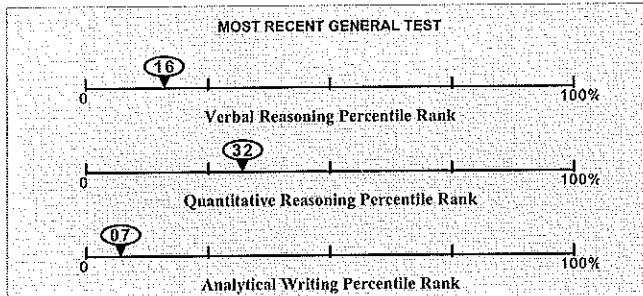

KARANAM, SAISAKETH
Examinee Score Report

Note: This report is not valid for transmission of scores to an institution.

Last (Family/Surname) Name, First (Given) Name, Middle Initial

Print Date: 02/17/2016

Address:	18-1-702/A, BHAVANI NAGAR OPP. NAGAMMA HOSPITAL TIRUPATHI, 517501.
Email Address:	saisaketh.karanam@gmail.com
Phone Number:	919989772585
Date of Birth:	08/05/1993
Social Security Number (last 4 digits):	
Gender:	Male
Intended Graduate Major Code:	0402
Intended Graduate Major:	Computer and Information Sciences - Computer Science
Most Recent Test Date:	09/20/2015
Registration Number:	4064116



All dates are formatted as MM/DD/YYYY.

This score report includes all of your General Test and Subject Test scores earned from July 1, 2008 to the present. Only reported scores are available for display.

General Test Scores

Test Date MM/DD/YYYY	Verbal Reasoning*				Quantitative Reasoning*				Analytical Writing	
	Prior Format		Current Format		Prior Format		Current Format		Score	% Below
	Scaled Score	Estimated Current Score	Scaled Score	% Below	Scaled Score	Estimated Current Score	Scaled Score	% Below		
09/20/2015			142	16			148	32	2.5	07

NS - No Score. Indicates that no questions were answered.

* The GRE Verbal Reasoning and Quantitative Reasoning score scales changed in August 2011. For tests taken August 2011 or later, scores are printed in the "Current Format" columns. For tests taken before August 2011, scores on the prior scales and the corresponding estimated scores on the current scales are printed in the "Prior Format" columns.

Subject Test Scores

Test Date	Test Name / Subscore Name	Scaled Score	% Below
-----------	---------------------------	--------------	---------

Score Recipient(s)

Your score reporting history is shown below. "Pending" indicates your scores are not yet available, or your order has not yet been processed.

Undergraduate Institution				
Report Date	Institution (Code)	Department (Code)	Test Type	Test Date
09/30/2015	Indiana U Purdue U Indianapolis (1325)	NONE ()	General Test	09/20/2015

Score Recipient(s)				
Report Date	Institution or Fellowship Sponsor (Code)	Department (Code)	Test Type	Test Date
01/27/2016	Central Michigan U (1106)	Computer Science (0402)	General Test	09/20/2015
01/27/2016	Florida Internatl U (5206)	Computer Science (0402)	General Test	09/20/2015
09/30/2015	U Texas Arlington (6013)	NONE ()	General Test	09/20/2015
09/30/2015	Indiana U Purdue U Indianapolis (1325)	Computer Science (0402)	General Test	09/20/2015
09/30/2015	U Ctrl Florida (5233)	Computer Science (0402)	General Test	09/20/2015
09/30/2015	Illinois Inst Technology (1318)	NONE ()	General Test	09/20/2015

* Undergraduate Institution does not wish to receive scores

** Score recipient not valid/active

QUESTIONS ABOUT THIS GRE EXAMINEE SCORE REPORT

 Information to help you interpret your GRE scores is available at www.ets.org/gre/stupubs. If you have any questions concerning this GRE Report of Scores, call ETS at 1-609-771-7679 or 1-866-473-4373 (toll free for test takers in the U.S., U.S. Territories*, and Canada) between 8:00 a.m. and 7:45 p.m. EST or email gre-info@ets.org. For information about interpreting your scores, consult *Interpreting Your GRE Scores*, which is available at www.ets.org/gre/understand.

*Includes American Samoa, Guam, Puerto Rico, and U.S. Virgin Islands

SCORE REPORTING

 Policies pertaining to score reporting and use are periodically reviewed and revised by the GRE Board. The policies and procedures explained in the 2013-14 *GRE Information and Registration Bulletin* are effective only for the time period of August 1, 2013 to June 30, 2014 and supersede previous policies and procedures in previous bulletins. GRE scores are reportable for five(5) years following the testing year (July 1 to June 30) in which you tested. Currently, GRE scores earned after July 1, 2008 are available.

PERCENTILE RANK (% BELOW)

The percentile ranks in this report indicate the percentage of examinees who scored below your score. Note that these percentile ranks may be different from those that applied when the scores were originally reported to you if the scores were earned prior to July 2013. This reflects annual updating of these data to permit admissions officers to compare scores, whenever earned, with those for a recent reference group.

RETAKING A GRE TEST

You can take the GRE revised General Test once every 21 days, and up to five times within any continuous rolling 12-month period. This applies even if you canceled your scores on a test taken previously. You may take the paper-based GRE revised General Test and GRE Subject Tests as often as they are offered.

Note: This policy will be enforced even if a violation is not immediately identified (e.g., inconsistent registration information) and test scores have been reported. In such cases, the invalid scores will be canceled and score recipients will be notified of the cancellation. Test fees will be forfeited.

SCORES NOT REPORTED

"Scores Not Reported" is listed in the Report Date column of the Score Recipients section of your score report if one of three scenarios occurs:

- You requested scores to be sent to an undergraduate institution that does not receive scores.
- The code for the graduate institution you designated to receive scores is no longer active.
- Your reportable score record does not include scores for the requested test.



Examinee Score Report

KARANAM, SAISAKETH

Note: This report is not valid for transmission of scores to an institution.

Note: This report is not valid for transmission of scores to an institution.

Examinee Information

Print

Name:	Likhita Chennapalli
Address:	Plot No.17, Thummalagunta Road L.S.Nagar Extension Tirupati, 517502 India
Email Address:	likhitachennapalli@gmail.com
Phone Number:	9885099161
Date of Birth:	03/06/1995
Social Security Number:	
Gender:	Female
Intended Graduate Major Code:	1201
Intended Graduate Major:	Engineering – Electrical and Electronics - Computer Engineering
Most Recent Test Date:	12/22/2015
Registration Number:	4627694

General Test Scores

Test Date	Verbal Reasoning*				Quantitative Reasoning*				Analytical Writing	
	Prior Format		Current Format		Prior Format		Current Format			
	Scaled Score	Estimated Current Score	Scaled Score	% Below	Scaled Score	Estimated Current Score	Scaled Score	% Below	Score	% Below
12/22/2015			141	13			151	45	3.0	15
08/10/2015			142	16			149	37	3.0	15



Navuluri, Saikumar

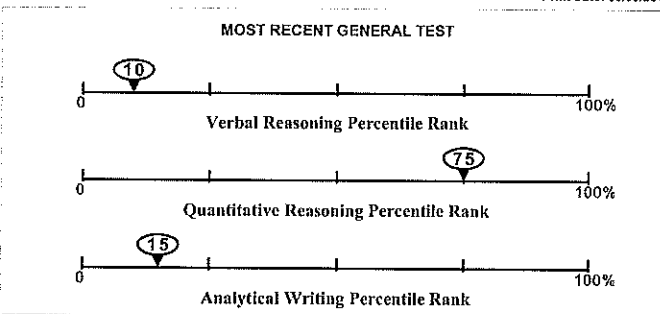
Examinee Score Report

Note: This report is not valid for transmission of scores to an institution.

Last (Family/Surname) Name, First (Given) Name, Middle Initial

Print Date: 03/30/2016

Address:	s/o Brahmaiah, Sameerapalem V.V palem Mandal, Prakasam Dist Ongole, 523 116
Email Address:	saik3navuluri@gmail.com
Phone Number:	9963146870
Date of Birth:	03/04/1995
Social Security Number (last 4 digits):	
Gender:	Male
Intended Graduate Major Code:	5199
Intended Graduate Major:	Undecided - Other Fields - Not Listed
Most Recent Test Date:	09/08/2015
Registration Number:	4014569



All dates are formatted as MM/DD/YYYY.

This score report includes all of your General Test and Subject Test scores earned from July 1, 2008 to the present. Only reported scores are available for display.

General Test Scores

Test Date MM/DD/YYYY	Verbal Reasoning*				Quantitative Reasoning*				Analytical Writing	
	Prior Format Scaled Score	Estimated Current Score	Current Format Scaled Score	% Below	Prior Format Scaled Score	Estimated Current Score	Current Format Scaled Score	% Below	Score	% Below
09/08/2015			140	10			159	75	3.0	15

NS - No Score. Indicates that no questions were answered.

* The GRE Verbal Reasoning and Quantitative Reasoning score scales changed in August 2011. For tests taken August 2011 or later, scores are printed in the "Current Format" columns. For tests taken before August 2011, scores on the prior scales and the corresponding estimated scores on the current scales are printed in the "Prior Format" columns.

Subject Test Scores

Test Date	Test Name / Subscore Name	Scaled Score	% Below
-----------	---------------------------	--------------	---------

Score Recipient(s)

Your score reporting history is shown below. "Pending" indicates your scores are not yet available, or your order has not yet been processed.

Undergraduate Institution				
Report Date	Institution (Code)	Department (Code)	Test Type	Test Date
Score Recipient(s)				
Report Date	Institution or Fellowship Sponsor (Code)	Department (Code)	Test Type	Test Date
11/27/2015	U Missouri Kansas City (6872)	Computer Science (0402)	General Test	09/08/2015
11/27/2015	Texas A&M U Commerce (6188)	Computer Science (0402)	General Test	09/08/2015

* Undergraduate Institution does not wish to receive scores

** Score recipient not valid/active

QUESTIONS ABOUT THIS GRE EXAMINEE SCORE REPORT

Information to help you interpret your GRE scores is available at www.ets.org/gre/stupubs. If you have any questions concerning this GRE Report of Scores, call ETS at 1-800-771-7679 or 1-866-473-4373 (toll free for test takers in the U.S., U.S. Territories*, and Canada) between 8:00 a.m. and 7:45 p.m. EST or email gre-info@ets.org. For information about interpreting your scores, consult *Interpreting Your GRE Scores*, which is available at www.ets.org/gre/understand.

* Includes American Samoa, Guam, Puerto Rico, and U.S. Virgin Islands

SCORE REPORTING

Policies pertaining to score reporting and use are periodically reviewed and revised by the GRE Board. The policies and procedures explained in the 2013-14 *GRE Information and Registration Bulletin* are effective only for the time period of August 1, 2013 to June 30, 2014 and supersede previous policies and procedures in previous bulletins. GRE scores are reportable for five(5) years following the testing year (July 1 to June 30) in which you tested. Currently, GRE scores earned after July 1, 2008 are available.

PERCENTILE RANK (% BELOW)

The percentile ranks in this report indicate the percentage of examinees who scored below your score. Note that these percentile ranks may be different from those that applied when the scores were originally reported to you if the scores were earned prior to July 2013. This reflects annual updating of these data to permit admissions officers to compare scores, whenever earned, with those for a recent reference group.

RETAKEING A GRE TEST

You can take the GRE revised General Test once every 21 days, and up to five times within any continuous rolling 12-month period. This applies even if you canceled your scores on a test taken previously. You may take the paper-based GRE revised General Test and GRE Subject Tests as often as they are offered.

Note: This policy will be enforced even if a violation is not immediately identified (e.g., inconsistent registration information) and test scores have been reported. In such cases, the invalid scores will be canceled and score recipients will be notified of the cancellation. Test fees will be forfeited.

SCORES NOT REPORTED

"Scores Not Reported" is listed in the Report Date column of the Score Recipients section of your score report if one of three scenarios occurs:

- You requested scores to be sent to an undergraduate institution that does not receive scores.
- The code for the graduate institution you designated to receive scores is no longer active.
- Your reportable score record does not include scores for the requested test.

Note: This report is not valid for transmission of scores to an institution.



pavuluri, munisainivas

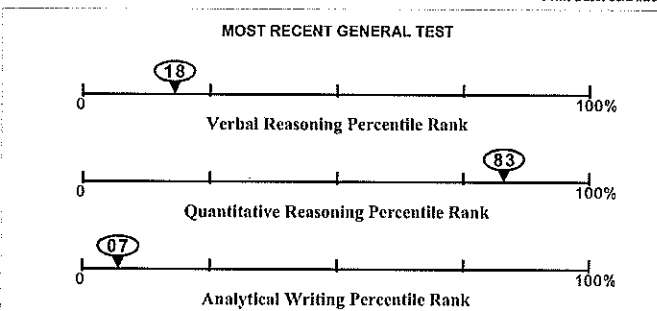
Examinee Score Report

Note: This report is not valid for transmission of scores to an institution.

Last (Family/Surname) Name, First (Given) Name, Middle Initial

Print Date: 03/24/2016

Address:	06-20-s2-85 manchala street tirupati, 517501
Email Address:	sainivas.pavuluri@gmail.com
Phone Number:	7416868026
Date of Birth:	03/05/1994
Social Security Number (last 4 digits):	
Gender:	Male
Intended Graduate Major Code:	0402
Intended Graduate Major:	Computer and Information Sciences - Computer Science
Most Recent Test Date:	09/14/2015
Registration Number:	3987352



All dates are formatted as MM/DD/YYYY.

This score report includes all of your General Test and Subject Test scores earned from July 1, 2008 to the present. Only reported scores are available for display.

General Test Scores

Test Date MM/DD/YYYY	Verbal Reasoning*				Quantitative Reasoning*				Analytical Writing	
	Prior Format		Current Format		Prior Format		Current Format		Score	% Below
	Scaled Score	Estimated Current Score	Scaled Score	% Below	Scaled Score	Estimated Current Score	Scaled Score	% Below		
09/14/2015			143	18			162	83	2.5	07

- No Score. Indicates that no questions were answered.

The GRE Verbal Reasoning and Quantitative Reasoning score scales changed in August 2011. For tests taken August 2011 or later, scores are printed in the "Current Format" columns. For tests taken before August 2011, scores on the prior scales and the corresponding estimated scores on the current scales are printed in the "Prior Format" columns.

Subject Test Scores

Test Date	Test Name / Subscore Name	Scaled Score	% Below
-----------	---------------------------	--------------	---------

Score Recipient(s)

Your score reporting history is shown below. "Pending" indicates your scores are not yet available, or your order has not yet been processed.

Undergraduate Institution				
Report Date	Institution (Code)	Department (Code)	Test Type	Test Date
Score Recipient(s)				
Report Date	Institution or Fellowship Sponsor (Code)	Department (Code)	Test Type	Test Date
01/27/2016	West Virginia U (5904)	Computer Science (0402)	General Test	09/14/2015
01/27/2016	U Dayton (1834)	Computer Science (0402)	General Test	09/14/2015
01/27/2016	SUNY New Paltz (2541)	Computer Science (0402)	General Test	09/14/2015
01/27/2016	Bradley U (1070)	Computer Science (0402)	General Test	09/14/2015
09/23/2015	SUNY U Buffalo (2925)	Computer Science (0402)	General Test	09/14/2015
09/23/2015	Illinois Inst Technology (1318)	Computer Science (0402)	General Test	09/14/2015
09/23/2015	Northern Illinois U (1559)	Computer Science (0402)	General Test	09/14/2015
09/23/2015	U Minnesota Minneapolis (6874)	Computer Science (0402)	General Test	09/14/2015

* Undergraduate Institution does not wish to receive scores
score recipient not valid/active

QUESTIONS ABOUT THIS GRE EXAMINEE SCORE REPORT

Information to help you interpret your GRE scores is available at www.ets.org/gre/stupubs. If you have any questions concerning this GRE Report of Scores, call ETS at 1-800-771-7679 or 1-866-473-4373 (toll free for test takers in the U.S., U.S. Territories*, and Canada) between 8:00 a.m. and 7:45 p.m. EST or email gre-info@ets.org. For information about interpreting your scores, consult *Interpreting Your GRE Scores*, which is available at www.ets.org/gre/understand.

*Includes American Samoa, Guam, Puerto Rico, and U.S. Virgin Islands

SCORE REPORTING

Policies pertaining to score reporting and use are periodically reviewed and revised by the GRE Board. The policies and procedures explained in the 2013-14 *GRE Information and Registration Bulletin* are effective only for the time period of August 1, 2013 to June 30, 2014 and supersede previous policies and procedures in previous bulletins. GRE scores are reportable for five(5) years following the testing year (July 1 to June 30) in which you tested. Currently, GRE scores earned after July 1, 2008 are available.

PERCENTILE RANK (% BELOW)

The percentile ranks in this report indicate the percentage of examinees who scored below your score. Note that these percentile ranks may be different from those that applied when the scores were originally reported to you if the scores were earned prior to July 2013. This reflects annual updating of these data to permit admissions officers to compare scores, whenever earned, with those for a recent reference group.

RETAKE A GRE TEST

You can take the GRE revised General Test once every 21 days, and up to five times within any continuous rolling 12-month period. This applies even if you canceled your scores on a test taken previously. You may take the paper-based GRE revised General Test and GRE Subject Tests as often as they are offered.

Note: This policy will be enforced even if a violation is not immediately identified (e.g., inconsistent registration information) and test scores have been reported. In such cases, the invalid scores will be canceled and score recipients will be notified of the cancellation. Test fees will be forfeited.

SCORES NOT REPORTED

"Scores Not Reported" is listed in the Report Date column of the Score Recipients section of your score report if one of three scenarios occurs:

- You requested scores to be sent to an undergraduate institution that does not receive scores.
- The code for the graduate institution you designated to receive scores is no longer active.
- Your reportable score record does not include scores for the requested test.



peddirappagari, bhanu

Examinee Score Report

Note: This report is not valid for transmission of scores to an institution.

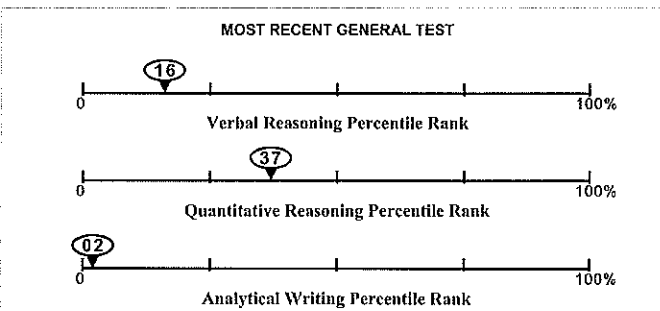
Last (Family/Surname) Name, First (Given) Name, Middle Initial

Print Date: 04/25/2016

Address:	20-3-124/10c1 rayalavari street tirupathi, 517501
Email Address:	pbhanu94@gmail.com
Phone Number:	9346755057
Date of Birth:	10/11/1994
Social Security Number (last 4 digits):	
Gender:	Female
Intended Graduate Major Code:	5199
Intended Graduate Major:	Undecided - Other Fields - Not Listed
Most Recent Test Date:	11/16/2015
Registration Number:	4779290

All dates are formatted as MM/DD/YYYY.

This score report includes all of your General Test and Subject Test scores earned from July 1, 2008 to the present. Only reported scores are available for display.



General Test Scores

Test Date MM/DD/YYYY	Verbal Reasoning*				Quantitative Reasoning*				Analytical Writing	
	Prior Format Scaled Score	Estimated Current Score	Current Format Scaled Score	% Below	Prior Format Scaled Score	Estimated Current Score	Current Format Scaled Score	% Below	Score	% Below
11/16/2015			142	16			149	37	2.0	02
09/15/2015			138	07			150	40	2.0	02

NS - No Score. Indicates that no questions were answered.

* The GRE Verbal Reasoning and Quantitative Reasoning score scales changed in August 2011. For tests taken August 2011 or later, scores are printed in the "Current Format" columns. For tests taken before August 2011, scores on the prior scales and the corresponding estimated scores on the current scales are printed in the "Prior Format" columns.

Subject Test Scores

Test Date	Test Name / Subscore Name	Scaled Score	% Below
-----------	---------------------------	--------------	---------

Score Recipient(s)

Your score reporting history is shown below. "Pending" indicates your scores are not yet available, or your order has not yet been processed.

Undergraduate Institution				
Report Date	Institution (Code)	Department (Code)	Test Type	Test Date
Score Recipient(s)				
Report Date	Institution or Fellowship Sponsor (Code)	Department (Code)	Test Type	Test Date
11/25/2015	Southern Illinois U Carbon (1726)	NONE ()	General Test	11/16/2015
			General Test	09/15/2015
11/25/2015	Indiana U South Bend (1339)	NONE ()	General Test	11/16/2015
			General Test	09/15/2015
11/25/2015	Northern Illinois U (1559)	NONE ()	General Test	11/16/2015
			General Test	09/15/2015
11/25/2015	U Minnesota Minneapolis (6874)	NONE ()	General Test	11/16/2015
			General Test	09/15/2015
09/23/2015	U Minnesota Minneapolis (6874)	NONE ()	General Test	09/15/2015
03/2015	U Florida (5812)	NONE ()	General Test	09/15/2015
09/23/2015	Northern Illinois U (1559)	NONE ()	General Test	09/15/2015
09/23/2015	U Houston Main Campus (6870)	NONE ()	General Test	09/15/2015

* Undergraduate Institution does not wish to receive scores

** Score recipient not valid/active

QUESTIONS ABOUT THIS GRE EXAMINEE SCORE REPORT

Information to help you interpret your GRE scores is available at www.ets.org/gre/stupubs. If you have any questions concerning this GRE Report of Scores, call ETS at 1-800-771-7679 or 1-866-473-4373 (toll free for test takers in the U.S., U.S. Territories*, and Canada) between 8:00 a.m. and 7:45 p.m. EST or email gre-info@ets.org. For information about interpreting your scores, consult **Interpreting Your GRE Scores**, which is available at www.ets.org/gre/understand.

*Includes American Samoa, Guam, Puerto Rico, and U.S. Virgin Islands

SCORE REPORTING

Policies pertaining to score reporting and use are periodically reviewed and revised by the GRE Board. The policies and procedures explained in the 2013-14 *GRE Information and Registration Bulletin* are effective only for the time period of August 1, 2013 to June 30, 2014 and supersede previous policies and procedures in previous bulletins. GRE scores are reportable for five(5) years following the testing year (July 1 to June 30) in which you tested. Currently, GRE scores earned after July 1, 2008 are available.

PERCENTILE RANK (% BELOW)

The percentile ranks in this report indicate the percentage of examinees who scored below your score. Note that these percentile ranks may be different from those that applied when the scores were originally reported to you if the scores were earned prior to July 2013. This reflects annual updating of these data to permit admissions officers to compare scores, whenever earned, with those for a recent reference group.

RETAKE A GRE TEST

You can take the GRE revised General Test once every 21 days, and up to five times within any continuous rolling 12-month period. This applies even if you canceled your scores on a test taken previously. You may take the paper-based GRE revised General Test and GRE Subject Tests as often as they are offered.

Note: This policy will be enforced even if a violation is not immediately identified (e.g., inconsistent registration information) and test scores have been reported. In such cases, the invalid scores will be canceled and score recipients will be notified of the cancellation. Test fees will be forfeited.



Duriseti, Priyanka

Examinee Score Report

Note: This report is not valid for transmission of scores to an institution.

Last (Family/Surname) Name, First (Given) Name, Middle Initial

Print Date: 12/22/2015

Address: 6-12-8 K B layout
Sripadi, Chittoor, Ap.
Sripadi, 517501

Email Address: priyanka.duriseti@gmail.com

Phone Number: 8494749872

Date of Birth: 07/05/1995

Social Security Number (last 4 digits):

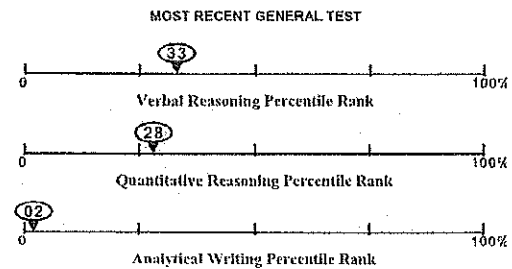
Gender: Female

Intended Graduate Major Code: 0402

Intended Graduate Major: Computer and Information Sciences - Computer Science

Most Recent Test Date: 10/08/2015

Registration Number: 4358091



All dates are formatted as MM/DD/YYYY.

This score report includes all of your General Test and Subject Test scores earned from July 1, 2008 to the present. Only reported scores are available for display.

General Test Scores

Test Date MM/DD/YYYY	Verbal Reasoning*				Quantitative Reasoning*				Analytical Writing	
	Prior Format		Current Format		Prior Format		Current Format		Score	% Below
	Scaled Score	Estimated Current Score	Scaled Score	% Below	Scaled Score	Estimated Current Score	Scaled Score	% Below		
10/08/2015			147	33			147	28	2.0	02
08/10/2015			138	07			149	37	2.5	07

NS - No Score, indicates that no questions were answered.

* The GRE Verbal Reasoning and Quantitative Reasoning score scales changed in August 2011. For tests taken August 2011 or later, scores are printed in the "Current Format" columns. For tests taken before August 2011, scores on the prior scales and the corresponding estimated scores on the current scales are printed in the "Prior Format" columns.

Subject Test Scores

Test Date	Test Name / Subscore Name	Scaled Score	% Below
-----------	---------------------------	--------------	---------

Score Recipient(s)

Your score reporting history is shown below. "Pending" indicates your scores are not yet available, or your order has not yet been processed.

Undergraduate Institution

Report Date	Institution (Code)	Department (Code)	Test Type	Test Date
-------------	--------------------	-------------------	-----------	-----------

Score Recipient(s)

Report Date	Institution or Fellowship Sponsor (Code)	Department (Code)	Test Type	Test Date
10/16/2015	U Toronto (0982)	Computer Science (0402)	General Test	10/08/2015
10/16/2015	Chicago St U (1118)	Computer Science (0402)	General Test	10/08/2015

* Undergraduate Institution does not wish to receive scores

** Score recipient not valid/active

QUESTIONS ABOUT THIS GRE EXAMINEE SCORE REPORT

Information to help you interpret your GRE scores is available at www.ets.org/gre/stupubs. If you have any questions concerning this GRE Report of Scores, call ETS at 1-800-771-7679 or 1-866-473-4373 (toll free for test takers in the U.S., U.S. Territories, and Canada) between 8:00 a.m. and 7:45 p.m. EST or email gre-info@ets.org. For information about interpreting your scores, consult *Interpreting Your GRE Scores*, which is available at www.ets.org/gre/understand.

*Includes American Samoa, Guam, Puerto Rico, and U.S. Virgin Islands

SCORE REPORTING

Policies pertaining to score reporting and use are periodically reviewed and revised by the GRE Board. The policies and procedures explained in the 2013-14 *GRE Information and Registration Bulletin* are effective only for the time period of August 1, 2013 to June 30, 2014 and supersede previous policies and procedures in previous bulletins. GRE scores are reportable for five(5) years following the testing year (July 1 to June 30) in which you tested. Currently, GRE scores earned after July 1, 2008 are available.

PERCENTILE RANK (% BELOW)

The percentile ranks in this report indicate the percentage of examinees who scored below your score. Note that these percentile ranks may be different from those that applied when the scores were originally reported to you if the scores were earned prior to July 2013. This reflects annual updating of these data to permit admissions officers to compare scores, whenever earned, with those for a recent reference group.

RETAKEING A GRE TEST

You can take the GRE revised General Test once every 21 days, and up to five times within any continuous rolling 12-month period. This applies even if you canceled your scores on a test taken previously. You may take the paper-based GRE revised General Test and GRE Subject Tests as often as they are offered.

Note: This policy will be enforced even if a violation is not immediately identified (e.g., inconsistent registration information) and test scores have been reported. In such cases, the invalid scores will be canceled and score recipients will be notified of the cancellation. Test fees will be forfeited.

SCORES NOT REPORTED

"Scores Not Reported" is listed in the Report Date column of the Score Recipients section of your score report if one of three scenarios occurs:

- You requested scores to be sent to an undergraduate institution that does not receive scores.
- The code for the graduate institution you designated to receive scores is no longer active.
- Your reportable score record does not include scores for the requested test.

Note: This report is not valid for transmission of scores to an institution.

HEAD
Dept. of Computer Science & Engineering
SREE VIDYANIKETHAN ENGINEERING COLLEGE
Sree Sainath Nagar, A. RANGAMPET
CHITTOOR (Dt)-517 102, A.P.

GRE

, Vidruma

Examinee Score Report

Note: This report is not valid for transmission of scores to an institution.

Name: First (Given) Name: Middle Initial

Print Date: 10/13/2015

#707-708, Pavani Prestige

Ameerpet

Hyderabad, 500016

vidruma@gmail.com

9849571973

06/26/1995

Number (last 4 digits):

Female

Major Code:

5199

Major:

Undecided - Other Fields - Not Listed

Date:

10/13/2015


Score:

4420232

Entered as MM/DD/YYYY.

This report includes all of your General Test and Subject Test scores earned from July 1, 2008 to the present. Only reported scores are available for display.

MOST RECENT GENERAL TEST



Test Scores

Verbal Reasoning*				Quantitative Reasoning*				Analytical Writing
Prior Format		Current Format		Prior Format		Current Format		
Scaled Score	Estimated Current Score	Scaled Score	% Below	Scaled Score	Estimated Current Score	Scaled Score	% Below	Score
		150	45			161	80	3.0

*If no questions were answered, the score is 0.

Verbal Reasoning and Quantitative Reasoning score scales changed in August 2011. For tests taken August 2011 or later, scores are printed in the "Current Format" columns. For tests taken before August 2011, score and corresponding estimated scores on the current scales are printed in the "Prior Format" columns.

Test Scores



18

SHAIK, MOHAMMADSAMEER

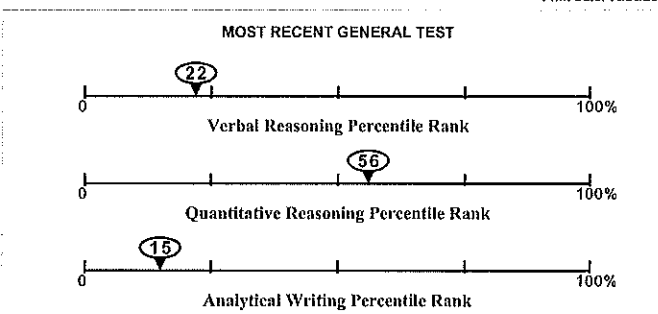
Examinee Score Report

Note: This report is not valid for transmission of scores to an institution.

Last (Family/Surname) Name, First (Given) Name, Middle Initial

Print Date: 03/25/2016

Address:	8-257, Upadhyaya Nagar Near Grand World Hotel, TIRUPATHI, 517507
Email Address:	sameer.shaik1295@gmail.com
Phone Number:	+91-9493223876
Date of Birth:	02/12/1995
Social Security Number (last 4 digits):	
Gender:	Male
Intended Graduate Major Code:	0402
Intended Graduate Major:	Computer and Information Sciences - Computer Science
Most Recent Test Date:	09/20/2015
Registration Number:	4064127



All dates are formatted as MM/DD/YYYY.

This score report includes all of your General Test and Subject Test scores earned from July 1, 2008 to the present. Only reported scores are available for display.

General Test Scores

Test Date MM/DD/YYYY	Verbal Reasoning*				Quantitative Reasoning*				Analytical Writing	
	Prior Format Scaled Score	Estimated Current Score	Current Format Scaled Score	% Below	Prior Format Scaled Score	Estimated Current Score	Current Format Scaled Score	% Below	Score	% Below
09/20/2015			144	22			154	56	3.0	15

NS - No Score. Indicates that no questions were answered.

* The GRE Verbal Reasoning and Quantitative Reasoning score scales changed in August 2011. For tests taken August 2011 or later, scores are printed in the "Current Format" columns. For tests taken before August 2011, scores on the prior scales and the corresponding estimated scores on the current scales are printed in the "Prior Format" columns.

Subject Test Scores

Test Date	Test Name / Subscore Name	Scaled Score	% Below
-----------	---------------------------	--------------	---------

Score Recipient(s)

Your score reporting history is shown below. "Pending" indicates your scores are not yet available, or your order has not yet been processed.

Undergraduate Institution			
Report Date	Institution (Code)	Department (Code)	Test Type
09/30/2015	Northeastern Illinois U (1090)	Computer Science (0402)	General Test

Score Recipient(s)			
Report Date	Institution or Fellowship Sponsor (Code)	Department (Code)	Test Type
09/30/2015	Illinois Inst Technology (1318)	Computer Science (0402)	General Test
09/30/2015	U N Carolina Charlotte (5105)	Computer Science (0402)	General Test
09/30/2015	Texas A&M U Kingsville (6822)	Computer Science (0402)	General Test
09/30/2015	U Texas Arlington (6013)	Computer Science (0402)	General Test

* Undergraduate Institution does not wish to receive scores

** Score recipient not valid/active

QUESTIONS ABOUT THIS GRE EXAMINEE SCORE REPORT

Information to help you interpret your GRE scores is available at www.ets.org/gre/supubs. If you have any questions concerning this GRE Report of Scores, call ETS at 1-609-771-7679 or 1-866-473-4373 (toll free for test takers in the U.S., U.S. Territories*, and Canada) between 8:00 a.m. and 7:45 p.m. EST or email gre-info@ets.org. For information about interpreting your scores, consult *Interpreting Your GRE Scores*, which is available at www.ets.org/gre/understand.

*Includes American Samoa, Guam, Puerto Rico, and U.S. Virgin Islands

SCORE REPORTING

Policies pertaining to score reporting and use are periodically reviewed and revised by the GRE Board. The policies and procedures explained in the 2013-14 *GRE Information and Registration Bulletin* are effective only for the time period of August 1, 2013 to June 30, 2014 and supersede previous policies and procedures in previous bulletins. GRE scores are reportable for five(5) years following the testing year (July 1 to June 30) in which you tested. Currently, GRE scores earned after July 1, 2008 are available.

PERCENTILE RANK (% BELOW)

The percentile ranks in this report indicate the percentage of examinees who scored below your score. Note that these percentile ranks may be different from those that applied when the scores were originally reported to you if the scores were earned prior to July 2013. This reflects annual updating of these data to permit admissions officers to compare scores, whenever earned, with those for a recent reference group.

RETAKE A GRE TEST

You can take the GRE revised General Test once every 21 days, and up to five times within any continuous rolling 12-month period. This applies even if you canceled your scores on a test taken previously. You may take the paper-based GRE revised General Test and GRE Subject Tests as often as they are offered.

Note: This policy will be enforced even if a violation is not immediately identified (e.g., inconsistent registration information) and test scores have been reported. In such cases, the invalid scores will be canceled and score recipients will be notified of the cancellation. Test fees will be forfeited.

SCORES NOT REPORTED

"Scores Not Reported" is listed in the Report Date column of the Score Recipients section of your score report if one of three scenarios occurs:

- You requested scores to be sent to an undergraduate institution that does not receive scores.
- The code for the graduate institution you designated to receive scores is no longer active.
- Your reportable score record does not include scores for the requested test.



Perimbeti, Stithapragna

Examinee Score Report

Note: This report is not valid for transmission of scores to an institution.

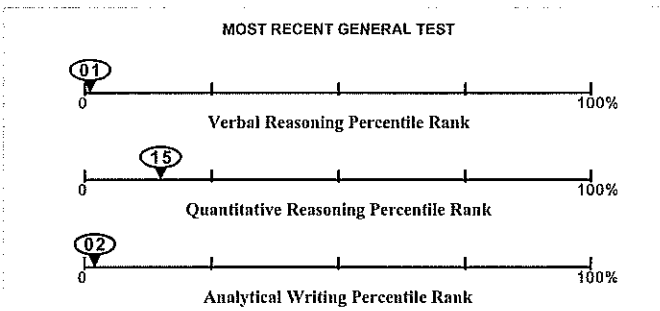
Last (Family/Surname) Name, First (Given) Name, Middle Initial

Print Date: 01/21/2016

Address:	18-7-22, flat#203, prasanthi nagar khadi colony, tirupathi, chittoor tirupati, 517501
Email Address:	pragna.tennis@gmail.com
Phone Number:	9849757775
Date of Birth:	02/03/1995
Social Security Number (last 4 digits):	
Gender:	Female
Intended Graduate Major Code:	0402
Intended Graduate Major:	Computer and Information Sciences - Computer Science
Most Recent Test Date:	09/14/2015
Registration Number:	4187223

All dates are formatted as MM/DD/YYYY.

This score report includes all of your General Test and Subject Test scores earned from July 1, 2008 to the present. Only reported scores are available for display.



General Test Scores

Test Date MM/DD/YYYY	Verbal Reasoning*				Quantitative Reasoning*				Analytical Writing	
	Prior Format		Current Format		Prior Format		Current Format		Score	% Below
	Scaled Score	Estimated Current Score	Scaled Score	% Below	Scaled Score	Estimated Current Score	Scaled Score	% Below		
09/14/2015			130	01			143	15	2.0	02
08/21/2015			Absent or not available				Absent or not available		Absent or not available	
08/10/2015			140	10			147	28	2.0	02

NS - No Score. Indicates that no questions were answered.

* The GRE Verbal Reasoning and Quantitative Reasoning score scales changed in August 2011. For tests taken August 2011 or later, scores are printed in the "Current Format" columns. For tests taken before August 2011, scores on the prior scales and the corresponding estimated scores on the current scales are printed in the "Prior Format" columns.

Subject Test Scores

Test Date	Test Name / Subscore Name	Scaled Score	% Below
-----------	---------------------------	--------------	---------

Score Recipient(s)

Your score reporting history is shown below. "Pending" indicates your scores are not yet available, or your order has not yet been processed.

Undergraduate Institution				
Report Date	Institution (Code)	Department (Code)	Test Type	Test Date
09/23/2015	Northern Illinois U (1559)	Computer Science (0402)	General Test	09/14/2015
			General Test	08/10/2015
09/19/2015	Chicago St U (1118)	NONE ()	General Test	08/10/2015

Score Recipient(s)				
Report Date	Institution or Fellowship Sponsor (Code)	Department (Code)	Test Type	Test Date
12/30/2015	Long Island U Brooklyn (2369)	Computer Science (0402)	General Test	08/10/2015
12/30/2015	Fairleigh Dickinson U Teaneck (2263)	Computer Science (0402)	General Test	08/10/2015
12/30/2015	U South Alabama (1880)	Computer Science (0402)	General Test	08/10/2015
12/30/2015	Florida Inst Technology (5080)	Computer Science (0402)	General Test	09/10/2015
09/23/2015	Northern Illinois U (1559)	Computer Science (0402)	General Test	09/14/2015
			General Test	08/10/2015
09/23/2015	Michigan Tech U (1464)	Computer Science (0402)	General Test	09/14/2015
			General Test	08/10/2015
09/23/2015	SUNY New Paltz (2541)	Computer Science (0402)	General Test	09/14/2015
			General Test	08/10/2015
09/23/2015	U Minnesota Minneapolis (6874)	Computer Science (0402)	General Test	09/14/2015
			General Test	08/10/2015
08/19/2015	Chicago St U (1118)	NONE ()	General Test	08/10/2015

* Undergraduate Institution does not wish to receive scores

** Score recipient not valid/factive

QUESTIONS ABOUT THIS GRE EXAMINEE SCORE REPORT

Information to help you interpret your GRE scores is available at www.ets.org/gre/stupubs. If you have any questions concerning this GRE Report of Scores, call ETS at 1-800-771-7679 or 1-866-473-4373 (toll free for test takers in the U.S., U.S. Territories*, and Canada) between 8:00 a.m. and 7:45 p.m. EST or email gre-info@ets.org. For information about interpreting your scores, consult *Interpreting Your GRE Scores*, which is available at www.ets.org/gre/understand.

*Includes American Samoa, Guam, Puerto Rico, and U.S. Virgin Islands

SCORE REPORTING

Policies pertaining to score reporting and use are periodically reviewed and revised by the GRE Board. The policies and procedures explained in the 2013-14 *GRE Information and Registration Bulletin* are effective only for the time period of August 1, 2013 to June 30, 2014 and supersede previous policies and procedures in previous bulletins. GRE scores are reportable for five(5) years following the testing year (July 1 to June 30) in which you tested. Currently, GRE scores earned after July 1, 2008 are available.

PERCENTILE RANK (% BELOW)

The percentile ranks in this report indicate the percentage of examinees who scored below your score. Note that these percentile ranks may be different from those that applied when the scores were originally reported to you if the scores were earned prior to July 2013. This reflects annual updating of these data to permit admissions officers to compare scores, whenever earned, with those for a recent reference group.



Perimbeti, Stithapragna

Examinee Score Report

Note: This report is not valid for transmission of scores to an institution.

RETAKING A GRE TEST

You can take the GRE revised General Test once every 21 days, and up to five times within any continuous rolling 12-month period. This applies even if you canceled your scores on a test taken previously. You may take the paper-based GRE revised General Test and GRE Subject Tests as often as they are offered.

Note: This policy will be enforced even if a violation is not immediately identified (e.g., inconsistent registration information) and test scores have been reported. In such cases, the invalid scores will be canceled and score recipients will be notified of the cancellation. Test fees will be forfeited.

SCORES NOT REPORTED

"Scores Not Reported" is listed in the Report Date column of the Score Recipients section of your score report if one of three scenarios occurs:

- You requested scores to be sent to an undergraduate institution that does not receive scores.
- The code for the graduate institution you designated to receive scores is no longer active.
- Your reportable score record does not include scores for the requested test.

Note: This report is not valid for transmission of scores to an institution.



Vannala, Raghavendra

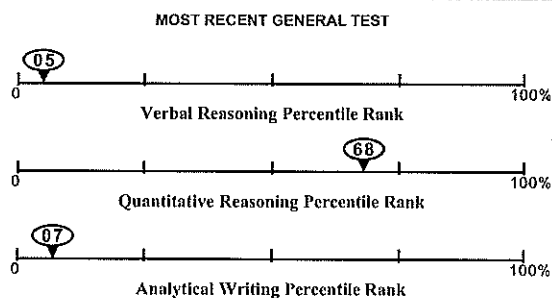
Examinee Score Report

Note: This report is not valid for transmission of scores to an institution.

Last (Family/Surname) Name, First (Given) Name, Middle Initial

Print Date: 03/25/2016

Address:	15-4-491/1, Nethaji Road Rayadurg, 515865
Email Address:	guru.vannal@gmail.com
Phone Number:	9000572834
Date of Birth:	09/29/1994
Social Security Number (last 4 digits):	
Gender:	Male
Intended Graduate Major Code:	0402
Intended Graduate Major:	Computer and Information Sciences - Computer Science
Most Recent Test Date:	12/21/2015
Registration Number:	4988781



All dates are formatted as MM/DD/YYYY.

This score report includes all of your General Test and Subject Test scores earned from July 1, 2008 to the present. Only reported scores are available for display.

General Test Scores

Test Date MM/DD/YYYY	Verbal Reasoning*				Quantitative Reasoning*				Analytical Writing	
	Prior Format Scaled Score	Estimated Current Score	Current Format Scaled Score	% Below	Prior Format Scaled Score	Estimated Current Score	Current Format Scaled Score	% Below	Score	% Below
12/21/2015			137	05			157	68	2.5	07

NS - No Score. Indicates that no questions were answered.

* The GRE Verbal Reasoning and Quantitative Reasoning score scales changed in August 2011. For tests taken August 2011 or later, scores are printed in the "Current Format" columns. For tests taken before August 2011, scores on the prior scales and the corresponding estimated scores on the current scales are printed in the "Prior Format" columns.

Subject Test Scores

Test Date	Test Name / Subscore Name	Scaled Score	% Below
-----------	---------------------------	--------------	---------

Score Recipient(s)

Your score reporting history is shown below. "Pending" indicates your scores are not yet available, or your order has not yet been processed.

Undergraduate Institution		Department (Code)	Test Type	Test Date
Report Date	Institution (Code)			

Score Recipient(s)

Report Date	Institution or Fellowship Sponsor (Code)	Department (Code)	Test Type	Test Date
12/30/2015	Texas A&M U Kingsville (6822)	Computer Science (0402)	General Test	12/21/2015
12/30/2015	Southern Illinois U Carbon (1726)	Computer Science (0402)	General Test	12/21/2015
12/30/2015	California St U Eastbay (4011)	Computer Science (0402)	General Test	12/21/2015
12/30/2015	California St U Long Beach (4389)	Computer Science (0402)	General Test	12/21/2015

* Undergraduate institution does not wish to receive scores

** Score recipient not valid/active

QUESTIONS ABOUT THIS GRE EXAMINEE SCORE REPORT

Information to help you interpret your GRE scores is available at www.ets.org/gre/stupubs. If you have any questions concerning this GRE Report of Scores, call ETS at 1-609-771-7679 or 1-866-473-4373 (toll free for test takers in the U.S., U.S. Territories*, and Canada) between 8:00 a.m. and 7:45 p.m. EST or email gre-info@ets.org. For information about interpreting your scores, consult *Interpreting Your GRE Scores*, which is available at www.ets.org/gre/understand.

*Includes American Samoa, Guam, Puerto Rico, and U.S. Virgin Islands

SCORE REPORTING

Policies pertaining to score reporting and use are periodically reviewed and revised by the GRE Board. The policies and procedures explained in the 2013-14 *GRE Information and Registration Bulletin* are effective only for the time period of August 1, 2013 to June 30, 2014 and supersede previous policies and procedures in previous bulletins. GRE scores are reportable for five(5) years following the testing year (July 1 to June 30) in which you tested. Currently, GRE scores earned after July 1, 2008 are available.

PERCENTILE RANK (% BELOW)

The percentile ranks in this report indicate the percentage of examinees who scored below your score. Note that these percentile ranks may be different from those that applied when the scores were originally reported to you if the scores were earned prior to July 2013. This reflects annual updating of these data to permit admissions officers to compare scores, whenever earned, with those for a recent reference group.

RETAKING A GRE TEST

You can take the GRE revised General Test once every 21 days, and up to five times within any continuous rolling 12-month period. This applies even if you canceled your scores on a test taken previously. You may take the paper-based GRE revised General Test and GRE Subject Tests as often as they are offered.

Note: This policy will be enforced even if a violation is not immediately identified (e.g., inconsistent registration information) and test scores have been reported. In such cases, the invalid scores will be canceled and score recipients will be notified of the cancellation. Test fees will be forfeited.

SCORES NOT REPORTED

"Scores Not Reported" is listed in the Report Date column of the Score Recipients section of your score report if one of three scenarios occurs:

- You requested scores to be sent to an undergraduate institution that does not receive scores.
- The code for the graduate institution you designated to receive scores is no longer active.
- Your reportable score record does not include scores for the requested test.

Note: This report is not valid for transmission of scores to an institution.



Emparala, Thulasidhar

Examinee Score Report

Note: This report is not valid for transmission of scores to an institution.

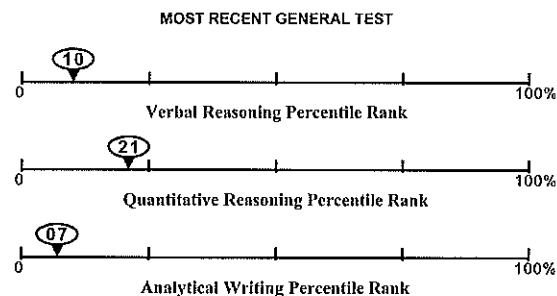
Last (Family/Surname) Name, First (Given) Name, Middle Initial

Print Date: 03/25/2016

Address:	1-4-s3-129/9, third floor vishnu towers, balaji colony tirupati, 517501
Email Address:	thulasidhar2012@gmail.com
Phone Number:	8801754472
Date of Birth:	07/03/1995
Social Security Number (last 4 digits):	
Gender:	Male
Intended Graduate Major Code:	0402
Intended Graduate Major:	Computer and Information Sciences - Computer Science
Most Recent Test Date:	01/28/2016
Registration Number:	4500590

All dates are formatted as MM/DD/YYYY.

This score report includes all of your General Test and Subject Test scores earned from July 1, 2008 to the present. Only reported scores are available for display.



General Test Scores

Test Date MM/DD/YYYY	Verbal Reasoning*				Quantitative Reasoning*				Analytical Writing	
	Prior Format	Current Format			Prior Format	Current Format			Score	% Below
	Scaled Score	Estimated Current Score	Scaled Score	% Below	Scaled Score	Estimated Current Score	Scaled Score	% Below		
01/28/2016			140	10		145	21		2.5	07

NS - No Score. Indicates that no questions were answered.

* The GRE Verbal Reasoning and Quantitative Reasoning score scales changed in August 2011. For tests taken August 2011 or later, scores are printed in the "Current Format" columns. For tests taken before August 2011, scores on the prior scales and the corresponding estimated scores on the current scales are printed in the "Prior Format" columns.

Subject Test Scores

Test Date	Test Name / Subscore Name	Scaled Score	% Below
-----------	---------------------------	--------------	---------

Score Recipient(s)

Your score reporting history is shown below. "Pending" indicates your scores are not yet available, or your order has not yet been processed.

Undergraduate Institution				
Report Date	Institution (Code)	Department (Code)	Test Type	Test Date
Score Recipient(s)				
Report Date	Institution or Fellowship Sponsor (Code)	Department (Code)	Test Type	Test Date
02/05/2016	U Texas Dallas (6897)	NONE ()	General Test	01/28/2016
02/05/2016	Illinois Inst Technology (1318)	NONE ()	General Test	01/28/2016
02/05/2016	DeVry U Oklahoma City (9578)	NONE ()	General Test	01/28/2016
02/05/2016	New York Inst Technology (2561)	NONE ()	General Test	01/28/2016

* Undergraduate Institution does not wish to receive scores

** Score recipient not valid/active

QUESTIONS ABOUT THIS GRE EXAMINEE SCORE REPORT

Information to help you interpret your GRE scores is available at www.ets.org/gre/stupubs. If you have any questions concerning this GRE Report of Scores, call ETS at 1-609-771-7679 or 1-866-473-4373 (toll free for test takers in the U.S., U.S. Territories*, and Canada) between 8:00 a.m. and 7:45 p.m. EST or email gre-info@ets.org. For information about interpreting your scores, consult *Interpreting Your GRE Scores*, which is available at www.ets.org/gre/understand.

*Includes American Samoa, Guam, Puerto Rico, and U.S. Virgin Islands

SCORE REPORTING

Policies pertaining to score reporting and use are periodically reviewed and revised by the GRE Board. The policies and procedures explained in the 2013-14 *GRE Information and Registration Bulletin* are effective only for the time period of August 1, 2013 to June 30, 2014 and supersede previous policies and procedures in previous bulletins. GRE scores are reportable for five(5) years following the testing year (July 1 to June 30) in which you tested. Currently, GRE scores earned after July 1, 2008 are available.

PERCENTILE RANK (% BELOW)

The percentile ranks in this report indicate the percentage of examinees who scored below your score. Note that these percentile ranks may be different from those that applied when the scores were originally reported to you if the scores were earned prior to July 2013. This reflects annual updating of these data to permit admissions officers to compare scores, whenever earned, with those for a recent reference group.

RETAKE A GRE TEST

You can take the GRE revised General Test once every 21 days, and up to five times within any continuous rolling 12-month period. This applies even if you canceled your scores on a test taken previously. You may take the paper-based GRE revised General Test and GRE Subject Tests as often as they are offered.

Note: This policy will be enforced even if a violation is not immediately identified (e.g., inconsistent registration information) and test scores have been reported. In such cases, the invalid scores will be canceled and score recipients will be notified of the cancellation. Test fees will be forfeited.

SCORES NOT REPORTED

"Scores Not Reported" is listed in the Report Date column of the Score Recipients section of your score report if one of three scenarios occurs:

- You requested scores to be sent to an undergraduate institution that does not receive scores.
- The code for the graduate institution you designated to receive scores is no longer active.
- Your reportable score record does not include scores for the requested test.

Note: This report is not valid for transmission of scores to an institution.


[Log Out](#) | [FAQs](#) | [Contact Us](#) | [TOEFL Home Page](#)

Test Taker Profile

[Update Contact Information](#)
[Update Identifying Information](#)
[Update TOEFL Search Service Preferences](#)
[Change Password](#)

Test Registration and Orders

[Register for a Test](#)
[Order Score Reports](#)
[View Order\(s\)](#)

Scores

[View Scores](#)
[Store](#)
[Bulletin](#)
[My Home Page](#)

View Scores

Registration Number: 0000000026403179

[Request additional score reports](#)

Security Information

Type: Passport

Country: India

ID: J8973832

duriseti priyanka

6-12-8

K B layout

opposite padmavati park

tirupathi, andhra pradesh 517501

India

priyanka.duriseti@gmail.com

(91) 9494749972

ETS ID: 11704326

[Report Cheating](#)

Test	Test Date	Reading	Listening	Speaking	Writing	Total
TOEFL iBT	Sat Oct 31 11:54:52 EDT 2015	20	18	27	21	86

[How to interpret scores](#)

Reading Skills	Level	Your Performance
Reading	Intermediate(15-21)	<p>Test takers who receive a score at the INTERMEDIATE level, as you did, typically understand academic texts in English that require a wide range of reading abilities, although their understanding of certain parts of the texts is limited.</p> <p>Test takers who receive a score at the INTERMEDIATE level typically</p> <ul style="list-style-type: none"> • have a good command of common academic vocabulary but still have some difficulty with high-level vocabulary; • have a very good understanding of grammatical structure; • can understand and connect information, make appropriate inferences, and synthesize information in a range of texts but have more difficulty when the vocabulary is high level and the text is conceptually dense; • can recognize the expository organization of a text and the role that specific information serves within a larger text but have some difficulty when these are not explicit or easy to infer from the text; and • can abstract major ideas from a text but have more difficulty doing so when the text is conceptually dense.
Listening Skills	Level	Your Performance
	Intermediate(14-18)	<p>Test takers who receive a score at the INTERMEDIATE level, as you did, typically understand conversations and lectures in English that present a wide range of listening demands. These demands can include difficult vocabulary (uncommon terms or colloquial or figurative language), complex grammatical structures, and/or abstract or complex ideas. However, lectures and conversations that require the listener to make sense of unexpected or seemingly contradictory information may present some difficulty.</p> <p>When listening to conversations and lectures like these, test takers at the INTERMEDIATE level typically can</p> <ul style="list-style-type: none"> • understand explicitly stated main ideas and important details, especially if they are reinforced, but may have difficulty understanding main ideas that must be inferred or important details that are not reinforced;

HEAD

Dept. of Computer Science & Engineering
SREE VIDYANIKETHAN ENGINEERING COLLEGE
Sree Sainath Nagar, A. RANGAMPET
CHITTOOR (Dt)-517 102, A.P.

View Scores

Listening	21)	<ul style="list-style-type: none"> understand how information is being used (for example, to provide support or describe a step in a complex process); recognize how pieces of information are connected (for example, in a cause-and-effect relationship); understand, though perhaps not consistently, ways that speakers use language for purposes other than to give information (for example, to emphasize a point, express agreement or disagreement, or convey intentions indirectly); and synthesize information from adjacent parts of a lecture or conversation and make correct inferences on the basis of that information, but may have difficulty synthesizing information from separate parts of a lecture or conversation.
Speaking Skills	Level	Your Performance
Speaking about familiar topics	Good(3.5 - 4.0)	Your responses indicate an ability to communicate your personal experiences and opinions effectively in English. Overall, your speech is clear and fluent. Your use of vocabulary and grammar is effective with only minor errors. Your ideas are generally well developed and expressed coherently.
Speaking about campus situations	Fair(2.5 - 3.0)	Your responses demonstrate an ability to speak in English about reading material and experiences typically encountered by university students. You are able to convey relevant information about conversations, newspaper articles, and campus bulletins; however, some details are missing or inaccurate. Limitations of grammar, vocabulary, and pronunciation at times cause difficulty for the listener. However, they do not seriously interfere with overall communication.
Speaking about academic course content	Good(3.5 - 4.0)	Your responses demonstrate an ability to communicate effectively in English about academic topics typical of first-year university studies. Your speech is mostly clear and fluent. You are able to use appropriate vocabulary and grammar to explain concepts and ideas from reading or lecture material. You are able to talk about key information and relevant details with only minor inaccuracies.
Writing Skills	Level	Your Performance
Writing based on reading and listening	Fair(2.5 - 3.5)	<p>You responded to the task, relating the lecture to the reading, but your response indicates weaknesses such as</p> <ul style="list-style-type: none"> an important idea or ideas may be missing, unclear, or inaccurate; there may be uncertainty in how the lecture and the reading passage are related; and/or grammatical mistakes or vague/incorrect uses of words may make the writing difficult to understand.
Writing based on knowledge and experience	Fair(2.5 - 3.5)	<p>You expressed ideas with reasons, examples, and details, but your response indicated weaknesses such as</p> <ul style="list-style-type: none"> you may not provide enough specific support and development for your main points; your ideas may be difficult to follow because of how you organize your essay or because of the language you use to connect your ideas; and/or grammatical mistakes or vague/incorrect uses of words may make the writing difficult to understand.

Test Report Form

ACADEMIC

NOTE Admission to undergraduate and post graduate courses should be based on the ACADEMIC Reading and Writing Modules.
GENERAL TRAINING Reading and Writing Modules are not designed to test the full range of language skills required for academic purposes.
It is recommended that the candidate's language ability as indicated in this Test Report Form be re-assessed after two years from the date of the test.

Centre Number

IN855

Date

14/JUL/2016

Candidate Number

082245

Candidate Details

Family Name

ANKI

First Name

NANDAKISHORE REDDY

Candidate ID

N1654918



Date of Birth

03/12/1994

Sex (M/F)

M

Scheme Code

Private Candidate

Country or Region of Origin

Country of Nationality

INDIA

First Language

TELUGU

Test Results

Listening



Reading



Writing



Speaking



Overall Band Score




CEFR Level




Administrator Comments

Centre stamp



Validation stamp



Administrator's Signature

Date

16/08/2016

Test Report Form Number

61N032245A/N1654918



CAMBRIDGE ENGLISH
Language Assessment
Part of the University of Cambridge

Test Report Form

ACADEMIC

NOTE Admission to undergraduate and post graduate courses should be based on the ACADEMIC Reading and Writing Modules. GENERAL TRAINING Reading and Writing Modules are not designed to test the full range of language skills required for academic purposes. It is recommended that the candidate's language ability as indicated in this Test Report Form be re-assessed after two years from the date of the test.

Centre Number

IN855

Date

19/DEC/2015

Candidate Number

209503

Candidate Details

Family Name


CHIVUKULA

First Name

SAI KIRAN

Candidate ID

K3172621



Date of Birth

12/01/1995

Sex (M/F)

M

Scheme Code

Private Candidate

Country or Region of Origin

Country of Nationality

INDIA

First Language

TELUGU

Test Results

Listening

7.0

Reading

5.5

Writing

5.5

Speaking

6.0

Overall Band Score

6.0

CEFR Level

B2

Administrator Comments

Centre stamp



Validation stamp



Administrator's Signature

[Signature]

Date

31/12/2015

Test Report Form Number

15IN209503CHIS855A



Test Report Form

ACADEMIC

NOTE Admission to undergraduate and post graduate courses should be based on the ACADEMIC Reading and Writing Modules.
GENERAL TRAINING Reading and Writing Modules are not designed to test the full range of language skills required for academic purposes.
It is recommended that the candidate's language ability as indicated in this Test Report Form be re-assessed after two years from the date of the test.

Centre Number

IN001

Date

12/DEC/2015

Candidate Number

088964

Candidate Details

Family Name

ITHARAJU

First Name

NARASIMHA MURTHY

Candidate ID

N1245505



Date of Birth

14/06/1995

Sex (M/F)

M

Scheme Code

Private Candidate

Country or Region of Origin

Country of Nationality

INDIA

First Language

TELUGU

Test Results

Listening

6.0

Reading

6.0

Writing

5.5

Speaking

6.0

Overall Band Score

6.0

CEFR Level

B2

Administrator Comments

Centre stamp



Validation stamp



Administrator's Signature

Rajul

Date

28/12/2015

Test Report Form Number

15IN088964ITHN001A



CAMBRIDGE ENGLISH
Language Assessment
Part of the University of Cambridge

Test Report Form

ACADEMIC

NOTE Admission to undergraduate and post graduate courses should be based on the ACADEMIC Reading and Writing Modules.
GENERAL TRAINING Reading and Writing Modules are not designed to test the full range of language skills required for academic purposes.
It is recommended that the candidate's language ability as indicated in this Test Report Form be re-assessed after two years from the date of the test.

Centre Number

IN855

Date

26/SEP/2015

Candidate Number

128410

Candidate Details

Family Name

KARANAM

First Name

SAI SAKETH

Candidate ID

N1246711



Date of Birth

05/08/1993

Sex (M/F)

M

Scheme Code

Private Candidate

Country or Region
of Origin

Country of
Nationality

INDIA

First Language

TAMIL

Test Results

Listening

7.0

Reading

6.5

Writing

6.0

Speaking

7.0

Overall
Band
Score

6.5

CEFR
Level

B2

Administrator Comments

Centre stamp



Validation stamp



Administrator's
Signature

[Signature]

Date

08/10/2015

Test Report Form
Number

15IN128410KARS855A



Scorecard
Number
T6RV1

GATE 2016 Scorecard

Graduate Aptitude Test in Engineering

Name

ARVETI SREENIVASA MANI CHAITANYA

Registration Number

CS16S57021148

Examination Paper

Computer Science and Information Technology (CS)



A.S. Mani Chaitanya

(Candidate's Signature)

GATE Score **429**

Valid from March 23, 2016 to March 22, 2019

Mark out of 100* **32.05**

All India Rank in this paper **6888**

Qualifying Marks**

25.0	22.5	16.6
General	OBC (NCL)	SC/ST/PwD

Number of Candidates
Appeared in this paper **108495**

* Normalized marks for multisession papers

** A candidate is considered qualified if the marks secured are greater than or equal to the qualifying marks mentioned in the relevant category for which a valid category certificate, if applicable, must be produced along with this scorecard.

Digital Fingerprint : d56a59268a670c3892c0abbf4d953b03

March 23, 2016

T. Bhattacharyya

Prof. Tirthankar Bhattacharyya

Organizing Chairperson GATE2016 on behalf of NCB-GATE, for MHRD

Organizing Institute for GATE 2016 : Indian Institute of Science

The GATE 2016 score is calculated using the formula

$$GATE\ Score = S_q + (S_t - S_q) \frac{(M - M_q)}{(\bar{M}_t - M_q)}$$

where,

M is the marks obtained by the candidate in the paper, mentioned on this scorecard in GATE 2016

M_q is the qualifying marks for general category candidate in the paper

\bar{M}_t is the mean of marks of top 0.1% or top 10 (whichever is larger) of the candidates who appeared in the paper (in case of multi-session papers including all sessions)

$S_q = 350$, is the score assigned to M_q

$S_t = 900$, is the score assigned to \bar{M}_t

In the GATE 2016 score formula, M_q is 25 marks (out of 100) or $\mu + \sigma$, whichever is greater. Here μ is the mean and σ is the standard deviation of marks of all the candidates who appeared in the paper.

Qualifying in GATE 2016 does not guarantee either an admission to a post-graduate program or a scholarship/assistantship. Admitting institutes may conduct further tests and interviews for final selection.

Codes for XE and XL Paper Sections (compulsory section and any other two sections) :

XE: Engineering Sciences

A-Engineering Mathematics (compulsory)

B-Fluid Mechanics

C-Material Science

D-Solid Mechanics

E-Thermodynamics

F-Polymer Science and Engineering

G-Food Technology

XL: Life Sciences

H-Chemistry (compulsory)

I-Biochemistry

J-Botany

K-Microbiology

L-Zoology

M-Food Technology

Graduate Aptitude Test in Engineering (GATE) 2016 was organized by the Indian Institute of Science on behalf of the National Coordination Board (NCB) for the Department of Higher Education, Ministry of Human Resource Development (MHRD), Government of India.

Authenticity of this scorecard can be verified at the GATE 2016 website <http://gate.iisc.ernet.in>



Rajala, ChandanaRoopaReddy

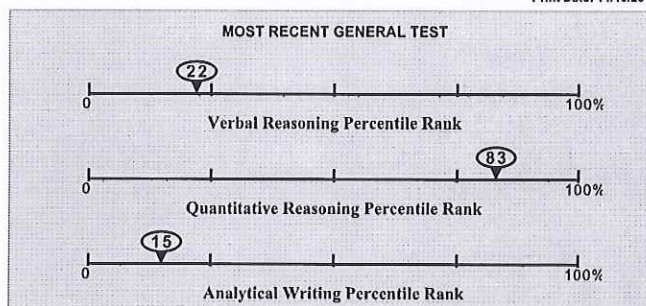
Examinee Score Report

Note: This report is not valid for transmission of scores to an institution.

Last (Family/Surname) Name, First (Given) Name, Middle Initial

Print Date: 11/10/2015

Address:	27-2-1309, Nirmala Nagar balaji nagar Nellore, 524002
Email Address:	roopaprasad151@gmail.com
Phone Number:	9700720557
Date of Birth:	10/19/1994
Social Security Number (last 4 digits):	
Gender:	Female
Intended Graduate Major Code:	0402
Intended Graduate Major:	Computer and Information Sciences - Computer Science
Most Recent Test Date:	10/15/2015
Registration Number:	4481542



All dates are formatted as MM/DD/YYYY.

This score report includes all of your General Test and Subject Test scores earned from July 1, 2008 to the present. Only reported scores are available for display.

General Test Scores

Test Date MM/DD/YYYY	Verbal Reasoning*				Quantitative Reasoning*				Analytical Writing	
	Prior Format Scaled Score	Estimated Current Score	Current Format Scaled Score	% Below	Prior Format Scaled Score	Estimated Current Score	Current Format Scaled Score	% Below	Score	% Below
10/15/2015			144	22			162	83	3.0	15

NS - No Score. Indicates that no questions were answered.

* The GRE Verbal Reasoning and Quantitative Reasoning score scales changed in August 2011. For tests taken August 2011 or later, scores are printed in the "Current Format" columns. For tests taken before August 2011, scores on the prior scales and the corresponding estimated scores on the current scales are printed in the "Prior Format" columns.

Subject Test Scores

Test Date	Test Name / Subscore Name	Scaled Score	% Below
-----------	---------------------------	--------------	---------

Score Recipient(s)

Your score reporting history is shown below. "Pending" indicates your scores are not yet available, or your order has not yet been processed.

Undergraduate Institution				
Report Date	Institution (Code)	Department (Code)	Test Type	Test Date

Score Recipient(s)				
Report Date	Institution or Fellowship Sponsor (Code)	Department (Code)	Test Type	Test Date
10/23/2015	U Texas Arlington (6013)	Computer Science (0402)	General Test	10/15/2015
10/23/2015	Arizona State U (4007)	Computer Science (0402)	General Test	10/15/2015
10/23/2015	San Jose State U (4687)	Computer Science (0402)	General Test	10/15/2015
10/23/2015	U Utah (4853)	Computer Science (0402)	General Test	10/15/2015

* Undergraduate Institution does not wish to receive scores

** Score recipient not valid/active

QUESTIONS ABOUT THIS GRE EXAMINEE SCORE REPORT

Information to help you interpret your GRE scores is available at www.ets.org/gre/stupubs. If you have any questions concerning this GRE Report of Scores, call ETS at 1-809-771-7679 or 1-866-473-4373 (toll free for test takers in the U.S., U.S. Territories*, and Canada) between 8:00 a.m. and 7:45 p.m. EST or email gre-info@ets.org. For information about interpreting your scores, consult *Interpreting Your GRE Scores*, which is available at www.ets.org/gre/understand.

*Includes American Samoa, Guam, Puerto Rico, and U.S. Virgin Islands

SCORE REPORTING

Policies pertaining to score reporting and use are periodically reviewed and revised by the GRE Board. The policies and procedures explained in the 2013-14 *GRE Information and Registration Bulletin* are effective only for the time period of August 1, 2013 to June 30, 2014 and supersede previous policies and procedures in previous bulletins. GRE scores are reportable for five(5) years following the testing year (July 1 to June 30) in which you tested. Currently, GRE scores earned after July 1, 2008 are available.

PERCENTILE RANK (% BELOW)

The percentile ranks in this report indicate the percentage of examinees who scored below your score. Note that these percentile ranks may be different from those that applied when the scores were originally reported to you if the scores were earned prior to July 2013. This reflects annual updating of these data to permit admissions officers to compare scores, whenever earned, with those for a recent reference group.

RETAKE A GRE TEST

You can take the GRE revised General Test once every 21 days, and up to five times within any continuous rolling 12-month period. This applies even if you canceled your scores on a test taken previously. You may take the paper-based GRE revised General Test and GRE Subject Tests as often as they are offered.

Note: This policy will be enforced even if a violation is not immediately identified (e.g., inconsistent registration information) and test scores have been reported. In such cases, the invalid scores will be canceled and score recipients will be notified of the cancellation. Test fees will be forfeited.

SCORES NOT REPORTED

"Scores Not Reported" is listed in the Report Date column of the Score Recipients section of your score report if one of three scenarios occurs:

- You requested scores to be sent to an undergraduate institution that does not receive scores.
- The code for the graduate institution you designated to receive scores is no longer active.
- Your reportable score record does not include scores for the requested test.

Note: This report is not valid for transmission of scores to an institution.



ThiyariRajagopal, Yeswanth

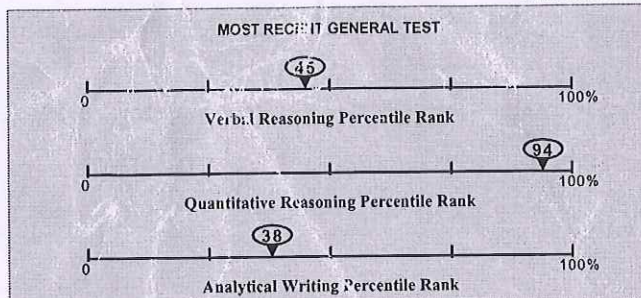
Examinee Score Report

Note: This report is not valid for transmission of scores to an institution.

Last (Family/Surname) Name, First (Given) Name, Middle Initial

Print Date: 08/13/2015

Address:	6-9-1370/a, Defence colony, K.T.Road Tirupati, 617501
Email Address:	yeshwanth.tr@gmail.com
Phone Number:	9642960129
Date of Birth:	01/27/1995
Social Security Number (last 4 digits):	
Gender:	Male
Intended Graduate Major Code:	0402
Intended Graduate Major:	Computer and Information Sciences - Computer Science
Most Recent Test Date:	08/03/2015
Registration Number:	3747888



All dates are formatted as MM/DD/YYYY.

This score report includes all of your General Test and Subject Test scores earned from July 1, 2008 to the present. Only reported scores are available for display.

General Test Scores

Test Date MM/DD/YYYY	Verbal Reasoning*				Quantitative Reasoning*				Analytical Writing	
	Prior Format		Current Format		Prior Format		Current Format		Score	% Below
	Scaled Score	Estimated Current Score	Scaled Score	% Below	Scaled Score	Estimated Current Score	Scaled Score	% Below		
08/03/2015			150	45			167	94	3.5	38

NS - No Score. Indicates that no questions were answered.

* The GRE Verbal Reasoning and Quantitative Reasoning score scales changed in August 2011. For tests taken August 2011 or later, scores are printed in the "Current Format" columns. For tests taken before August 2011, scores on the prior scales and the corresponding estimated scores on the current scales are printed in the "Prior Format" columns.

Subject Test Scores

Test Date	Test Name / Subscore Name	Scaled Score	% Below
-----------	---------------------------	--------------	---------

Score Recipient(s)

Your score reporting history is shown below. "Pending" indicates your scores are not yet available, or your order has not yet been processed.

Undergraduate Institution		Department (Code)	Test Type	Test Date
Report Date	Institution (Code)			

Score Recipient(s)				
Report Date	Institution or Fellowship Sponsor (Code)	Department (Code)	Test Type	Test Date
08/12/2015	U CA Riverside (4839)	NONE ()	General Test	08/03/2015
08/12/2015	U CA Davis (4834)	NONE ()	General Test	08/03/2015
08/12/2015	U Southern California (4852)	NONE ()	General Test	08/03/2015
08/12/2015	U CA San Diego (4836)	NONE ()	General Test	08/03/2015

* Undergraduate Institution does not wish to receive scores

** Score recipient not valid/active

QUESTIONS ABOUT THIS GRE EXAMINEE SCORE REPORT

Information to help you interpret your GRE scores is available at www.ets.org/gre/stupubs. If you have any questions concerning this GRE Report of Scores, call ETS at 1-609-771-7679 or 1-866-473-4373 (toll free for test takers in the U.S., U.S. Territories*, and Canada) between 8:00 a.m. and 7:45 p.m. EST or email gre-info@ets.org. For information about interpreting your scores, consult *Interpreting Your GRE Scores*, which is available at www.ets.org/gre/understand.

*Includes American Samoa, Guam, Puerto Rico, and U.S. Virgin Islands

SCORE REPORTING

Policies pertaining to score reporting and use are periodically reviewed and revised by the GRE Board. The policies and procedures explained in the 2013-14 *GRE Information and Registration Bulletin* are effective only for the time period of August 1, 2013 to June 30, 2014 and supersede previous policies and procedures in previous bulletins. GRE scores are reportable for five(5) years following the testing year (July 1 to June 30) in which you tested. Currently, GRE scores earned after July 1, 2008 are available.

PERCENTILE RANK (% BELOW)

The percentile ranks in this report indicate the percentage of examinees who scored below your score. Note that these percentile ranks may be different from those that applied when the scores were originally reported to you if the scores were earned prior to July 2013. This reflects annual updating of these data to permit admissions officers to compare scores, whenever earned, with those for a recent reference group.

RETAKING A GRE TEST

You can take the GRE revised General Test once every 21 days, and up to five times within any continuous rolling 12-month period. This applies even if you canceled your scores on a test taken previously. You may take the paper-based GRE revised General Test and GRE Subject Tests as often as they are offered. Note: This policy will be enforced even if a violation is not immediately identified (e.g., inconsistent registration information) and test scores have been reported. In such cases, the invalid scores will be canceled and score recipients will be notified of the cancellation. Test fees will be forfeited.

SCORES NOT REPORTED

"Scores Not Reported" is listed in the Report Date column of the Score Recipients section of your score report if one of three scenarios occurs:

- You requested scores to be sent to an undergraduate institution that does not receive scores.
- The code for the graduate institution you designated to receive scores is no longer active.
- Your reportable score record does not include scores for the requested test.

Note: This report is not valid for transmission of scores to an institution.



Singam Poojitha <poojithasingam@gmail.com>

GRE Examinee Score Report

1 message

GRE_email@ets.org <GRE_email@ets.org>

Wed, Oct 28, 2015 at 11:23 AM

To: POOJITHASINGAM@gmail.com

Dear POOJITHA SINGAM,

The scores from your recent GRE test are now available online. To view your scores, log in to your MYGRE account and select "View Scores and Score Recipients".

If you didn't use your free score reports on test day, you can order Additional Score Reports now, for a fee. The ScoreSelect(SM) option lets you decide which scores to send to the schools you designate. You can choose to send your Most Recent scores, All scores from all test administrations in the last five years or Any scores, which lets you send scores from one OR many administrations in the last five years.

If you are unable to access your scores, email us at gre-info@ets.org.

Be sure to include the following information in your email:

- Last name(surname or family name):
- First name:
- Date of birth:
- Registration number:
- Test date:

If you feel you did not do your best on test day, you may want to consider retaking the test. You can take the GRE revised General Test once every 21 days, and up to 5 times within any continuous 12-month period. You may take the paper-based GRE revised General Test and the GRE Subject Tests as often as they are offered. With the ScoreSelect option, only the scores you choose will be sent to the institutions.

Sincerely,
GRE Services

This e-mail and any files transmitted with it may contain privileged or confidential information. It is solely for use by the individual for whom it is intended, even if addressed incorrectly. If you received this e-mail in error, please notify the sender; do not disclose, copy, distribute, or take any action in reliance on the contents of this information; and delete it from your system. Any other use of this e-mail is prohibited.

Thank you for your compliance.

To file
Mr. PSC

Mr. Yeswanth
Mr. Roopachoudhary
also qualified in GRE

1 of 1
B. N. S. S.

12/30/2015 12:52 PM



AMASA, HARINATH

Examinee Score Report

Note: This report is not valid for transmission of scores to an institution.

Print Date: 08/06/2016

Last (Family/Surname) Name, First (Given) Name, Middle Initial

Address: 6-38, Sathya Sai Nagar
Tirupathi, 517507

Email Address: harinath.svec@gmail.com

Phone Number: 9916639760

Date of Birth: 08/08/1992

Social Security Number (last 4 digits):

Gender: Male


Intended Graduate Major Code: 0402

Intended Graduate Major: Computer and Information Sciences - Computer Science

Most Recent Test Date: 06/17/2016

Registration Number: 5632736

MOST RECENT GENERAL TEST



All dates are formatted as MM/DD/YYYY.

This score report includes all of your General Test and Subject Test scores earned from July 1, 2008 to the present. Only reported scores are available for display.

General Test Scores

Test Date MM/DD/YYYY	Verbal Reasoning*				Quantitative Reasoning*				Analytical Writing	
	Prior Format Scaled Score	Estimated Current Score	Current Format Scaled Score	% Below	Prior Format Scaled Score	Estimated Current Score	Current Format Scaled Score	% Below	Score	% Below
06/17/2016			135	03			157	67	2.5	07
05/06/2016			139	09			157	67	2.5	07

NS - No Score. Indicates that no questions were answered.

* The GRE Verbal Reasoning and Quantitative Reasoning score scales changed in August 2011. For tests taken August 2011 or later, scores are printed in the "Current Format" columns. For tests taken before August 2011, scores on the prior scales and the corresponding estimated scores on the current scales are printed in the "Prior Format" columns.

Subject Test Scores

Test Date	Test Name / Subscore Name	Scaled Score	% Below
-----------	---------------------------	--------------	---------

Score Recipient(s)

Your score reporting history is shown below. "Pending" indicates your scores are not yet available, or your order has not yet been processed.

Undergraduate Institution

Report Date	Institution (Code)	Department (Code)	Test Type	Test Date
06/29/2016	Alabama State U (1006)	Computer Science (0402)	General Test	06/17/2016
			General Test	05/06/2016

Score Recipient(s)

Report Date	Institution or Fellowship Sponsor (Code)	Department (Code)	Test Type	Test Date
06/29/2016	U Nebraska Lincoln (6877)	Computer Engineering (1201)	General Test	06/17/2016
			General Test	05/06/2016
05/18/2016	Missouri St U (6665)	Computer Science (0402)	General Test	05/06/2016
05/18/2016	Central Michigan U (1106)	Computer Science (0402)	General Test	05/06/2016
05/18/2016	Arizona State U (4007)	Computer Science (0402)	General Test	05/06/2016
05/18/2016	U Houston Downtown (6922)	Computer Science (0402)	General Test	05/06/2016

* Undergraduate Institution does not wish to receive scores

** Score recipient not valid/active

About Your GRE® Score Report

Score Reporting Policies

With the ScoreSelect® option, you can decide which test scores to send to the institutions you designate. There are three options to choose from:

- Most Recent option - Send your scores from your most recent test administration
- All option - Send your scores from all administrations in the last five years
- Any option - Send your scores from one OR as many test administrations in the last five years (this option is not available on test day when you select up to four FREE score reports)

Scores for a test administration must be reported in their entirety. Institutions will receive score reports that show only the scores that you selected to send to them. There will be no special indication if you have taken additional GRE tests. See the GRE® Information Bulletin for details. The policies and procedures explained in the Bulletin for the current testing year supersede previous policies and procedures in previous bulletins.

Scores will be sent to designated score recipients approximately 10-15 days after a computer-delivered test and 5 weeks after a paper-delivered test. If your scores are not available for any reason, you will see "Not Available" in Your Test Score History.

GRE test scores are reportable according to the following policies:

- For tests taken prior to July 1, 2016, scores are reportable for five (5) years following the testing year in which you tested (July 1 - June 30). For example, scores for a test taken on May 15, 2015, are reportable through June 30, 2020. GRE scores earned prior to August 2011 are no longer reportable.
- For tests taken on or after July 1, 2016, scores are reportable for five (5) years following your test date. For example, scores for a test taken on July 3, 2016, are reportable through July 2, 2021.

Note: Score recipients will only receive scores from test administrations that you have selected to send to them.

Percentile Rank (% Below)

A percentile rank for a test score indicates the percentage of test takers who took that test and received a lower score. Regardless of when the reported scores were earned, the percentile ranks for General Test and Subject Test scores are based on the scores of all test takers who tested within the most recent three-year period.

Retaking a GRE Test

You can take the GRE® General Test once every 21 days, up to five times within any continuous rolling 12-month period (365 days). This applies even if you canceled your scores on a test taken previously. You can take the paper-delivered GRE General Test and GRE® Subject Tests as often as they are offered.

Note: This policy will be enforced even if a violation is not immediately identified (e.g., inconsistent registration information) and test scores have been reported. In such cases, the invalid scores will be canceled and score recipients will be notified of the cancellation. Test fees will be forfeited.



Examinee Score Report

AMASA, HARINATH

Note: This report is not valid for transmission of scores to an institution.

For More Information

For information about interpreting your scores, see *Interpreting Your GRE Scores* at www.ets.org/gre/understand.

For detailed information about your performance on the Verbal Reasoning and Quantitative Reasoning sections of the computer-delivered GRE General Test, access the free GRE Diagnostic Service from your ETS account. This service includes a description of the types of questions you answered right and wrong, the difficulty level of each question, and the time spent on each question. This service is available approximately 15 days after your test administration and for six months following your test administration.

If you have any questions concerning your score report, email GRE Services at gre-info@ets.org or call 1-809-771-7670 or 1-866-473-4373 (toll free for test takers in the U.S., U.S. Territories and Canada) between 8 a.m. and 7:45 p.m. (New York Time).

Note: This report is not valid for transmission of scores to an institution.



TOEFL iBT® Test Taker Score Report

THIS IS A PDF DOWNLOADED AND PRINTED BY THE TEST TAKER, INTENDED FOR THE TEST TAKER'S PERSONAL RECORDS.

Name: Rajala, Chandana Roopa Reddy

Last (Family/Surname) Name, First (Given) Name Middle Name

Email: roopaprasad151@gmail.com**Gender:** F**Registration Number:** 0000 0000 2609 2140**Date of Birth:** 19 Oct 1994**Test Date:** 25 Oct 2015**Sponsor Code:**

Rajala, Chandana Roopa Reddy

27-2-1309

Nirmala Nagar, Balaji Nagar

Nellore, Andhra Pradesh 524002

India



TOEFL iBT Scaled Scores

Reading 20

Listening 21

Speaking 20

Writing 22

Total Score **83**

49

Country of Birth: India**Native Language:** TELUGU**Test Center:** APCU-8918 - BANGALORE, 8918 INDIA**Test Center Country:** India**Inst. Code** **Dept. Code**

6870 99

4687 99

6897 99

4007 99

----- Security Identification -----

ID Type: Passport**ID No.:** xxxxxxxxxxxxxxxxxxxxxx1207**Issuing Country:** India

Reading Skills

Level

Your Performance

Reading

Intermediate

Test takers who receive a score at the **INTERMEDIATE** level, as you did, typically understand academic texts in English that require a wide range of reading abilities, although their understanding of certain parts of the texts is limited.

Test takers who receive a score at the **INTERMEDIATE** level typically

- have a good command of common academic vocabulary but still have some difficulty with high-level vocabulary;
- have a very good understanding of grammatical structure;
- can understand and connect information, make appropriate inferences, and synthesize information in a range of texts but have more difficulty when the vocabulary is high level and the text is conceptually dense;
- can recognize the expository organization of a text and the role that specific information serves within a larger text but have some difficulty when these are not explicit or easy to infer from the text; and
- can abstract major ideas from a text but have more difficulty doing so when the text is conceptually dense.

Listening Skills

Level

Your Performance

Listening

Intermediate

Test takers who receive a score at the **INTERMEDIATE** level, as you did, typically understand conversations and lectures in English that present a wide range of listening demands. These demands can include difficult vocabulary (uncommon terms or colloquial or figurative language), complex grammatical structures, and/or abstract or complex ideas. However, lectures and conversations that require the listener to make sense of unexpected or seemingly contradictory information may present some difficulty.

When listening to conversations and lectures like these, test takers at the **INTERMEDIATE** level typically can

- understand explicitly stated main ideas and important details, especially if they are reinforced, but may have difficulty understanding main ideas that must be inferred or important details that are not reinforced;
- understand how information is being used (for example, to provide support or describe a step in a complex process);
- recognize how pieces of information are connected (for example, in a cause-and-effect relationship);
- understand, though perhaps not consistently, ways that speakers use language for purposes other than to give information (for example, to emphasize a point, express agreement or disagreement, or convey intentions indirectly); and
- synthesize information from adjacent parts of a lecture or conversation and make correct inferences on the basis of that information, but may have difficulty synthesizing information from separate parts of a lecture or conversation.



Name: Thiyari RajaGopal, Yeswanth

Last (Family/Surname) Name, First (Given) Name Middle Name

Email: yeshwanth.tr@gmail.com

Gender: M

Registration Number: 0000 0000 2632 6006

Date of Birth: 27 Jan 1995

Test Date: 25 Oct 2015

Sponsor Code:

1110306004135

Thiyari RajaGopal, Yeswanth

6-9-1370/a

Defence colony

K.T.Road

Tirupathi, Andhra Pradesh 517501

India



TOEFL Scaled Scores

Reading	28
Listening	22
Speaking	24
Writing	23
Total Score	97

Country of Birth: India

Inst. Code | Dept. Code

Native Language: TELUGU

Test Center: ITILVWA - Prometric Testing Private Limited

Test Center Country: India

Security Identification

ID Type: Passport

ID No.: xxxxxxxxxxxxxxxxxxxxxx3452

Issuing Country: India

91

Reading Skills	Level	Your Performance
Reading	High	<p>Test takers who receive a score at the HIGH level, as you did, typically understand academic texts in English that require a wide range of reading abilities regardless of the difficulty of the texts.</p> <p>Test takers who score at the HIGH level, typically</p> <ul style="list-style-type: none"> • have a very good command of academic vocabulary and grammatical structure; • can understand and connect information, make appropriate inferences, and synthesize ideas, even when the text is conceptually dense and the language is complex; • can recognize the expository organization of a text and the role that specific information serves within the larger text, even when the text is conceptually dense; and • can abstract major ideas from a text, even when the text is conceptually dense and contains complex language.
Listening Skills	Level	Your Performance
Listening	High	<p>Test takers who receive a score at the HIGH level, as you did, typically understand conversations and lectures in English that present a wide range of listening demands. These demands can include difficult vocabulary (uncommon terms, or colloquial or figurative language), complex grammatical structures, abstract or complex ideas, and/or making sense of unexpected or seemingly contradictory information.</p> <p>When listening to lectures and conversations like these, test takers at the HIGH level typically can</p> <ul style="list-style-type: none"> • understand main ideas and important details, whether they are stated or implied; • distinguish more important ideas from less important ones; • understand how information is being used (for example, to provide evidence for a claim or describe a step in a complex process); • recognize how pieces of information are connected (for example, in a cause-and-effect relationship); • understand many different ways that speakers use language for purposes other than to give information (for example, to emphasize a point, express agreement or disagreement, or convey intentions indirectly); and • synthesize information, even when it is not presented in sequence, and make correct inferences on the basis of that information.



Copyright © 2013 by Educational Testing Service. All rights reserved. ETS, the ETS logos, TOEFL, and TOEFL iBT are registered trademarks of Educational Testing Service (ETS) in the United States and other countries. Other products and services mentioned herein may be trademarks of their respective owners.



Scorecard
Number
ZNCXG

GATE 2016 Scorecard

Graduate Aptitude Test in Engineering

Name

B.GEETHEEKA SHERRONN

Registration Number

EC16S17021017

Examination Paper

Electronics and Communication Engineering (EC)



BGusharon

(Candidate's Signature)

GATE Score

331

Valid from March 23, 2016 to March 22, 2019

Mark out of 100*

23.53

All India Rank in this paper

22793

Qualifying Marks**

25.0

22.5

16.6

General

OBC (NCL)

SC/ST/PwD

**Number of Candidates
Appeared in this paper**

152318

* Normalized marks for multi-session papers

** A candidate is considered qualified if the marks secured are greater than or equal to the qualifying marks mentioned in the relevant category for which a valid category certificate, if applicable, must be produced along with this scorecard.

Digital Fingerprint : e4fba4dbd231b61674e40ffeac34028e

March 23, 2016

T. Bhattacharyya

Prof. Tirthankar Bhattacharyya

Organizing Chairperson GATE2016 on behalf of NCB-GATE, for MHRD

Candidate's Details

Candidate's Performance

Organizing Institute for GATE 2016 : Indian Institute of Science

The GATE 2016 score is calculated using the formula

$$GATE\ Score = S_q + (S_t - S_q) \frac{(M - M_q)}{(\bar{M}_t - M_q)}$$

where,

M is the marks obtained by the candidate in the paper, mentioned on this scorecard in GATE 2016

M_q is the qualifying marks for general category candidate in the paper

\bar{M}_t is the mean of marks of top 0.1% or top 10 (whichever is larger) of the candidates who appeared in the paper (in case of

multi-session papers including all sessions)

$S_q = 350$, is the score assigned to M_q

$S_t = 900$, is the score assigned to \bar{M}_t

In the GATE 2016 score formula, M_q is 25 marks (out of 100) or $\mu + \sigma$, whichever is greater. Here μ is the mean and σ is the standard deviation of marks of all the candidates who appeared in the paper.

Qualifying in GATE 2016 does not guarantee either an admission to a post-graduate program or a scholarship/assistantship.

Admitting institutes may conduct further tests and interviews for final selection.

Codes for XE and XL Paper Sections (compulsory section and any other two sections) :

XE: Engineering Sciences

A-Engineering Mathematics (compulsory)

B-Fluid Mechanics

C-Material Science

D-Solid Mechanics

E-Thermodynamics

F-Polymer Science and Engineering

G-Food Technology

XL: Life Sciences

H-Chemistry (compulsory)

I-Biochemistry

J-Botany



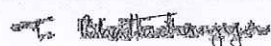
K-Microbiology

L-Zoology

M-Food Technology

Graduate Aptitude Test in Engineering (GATE) 2016 was organized by the Indian Institute of Science on behalf of the National Coordination Board (NCB) for the Department of Higher Education, Ministry of Human Resource Development (MHRD), Government of India.

Authenticity of this scorecard can be verified at the GATE 2016 website <http://gate.iisc.ernet.in>

Candidate's Details	 Scorecard Number WCEU1	GATE 2016 Scorecard Graduate Aptitude Test in Engineering		 K. Chetana Valli (Candidate's Signature)						
		Name KUDUMALA CHETANA VALLI								
		Registration Number EC16S47017126								
		Examination Paper Electronics and Communication Engineering (EC)								
Candidate's Performance	GATE Score 393		Valid from March 23, 2016 to March 22, 2019							
	Mark out of 100* 28.35		All India Rank in this paper 13430							
	Qualifying Marks** <table border="1"> <tr> <td>25.0</td> <td>22.5</td> <td>16.6</td> </tr> <tr> <td>General</td> <td>OBC (NCL)</td> <td>SC/ST/PwD</td> </tr> </table>		25.0	22.5	16.6	General	OBC (NCL)	SC/ST/PwD	Number of Candidates Appeared in this paper 152318	
	25.0	22.5	16.6							
General	OBC (NCL)	SC/ST/PwD								
<small>* Normalized marks for multisession papers</small> <small>** A candidate is considered qualified if the marks secured are greater than or equal to the qualifying marks mentioned in the relevant category for which a valid category certificate, if applicable, must be produced along with this scorecard.</small> Digital Fingerprint : e0d2015177ce45bca513a754b12c0824										
		March 23, 2016 Organizing Chairperson GATE2016 on behalf of NCB-GATE, for MHRD		 Prof. Tirthankar Bhattacharyya						

The GATE 2016 score is calculated using the formula

$$GATE\ Score = S_q + (S_t - S_q) \frac{(M - M_q)}{(\bar{M}_t - M_q)}$$

where,

M is the marks obtained by the candidate in the paper, mentioned on this scorecard in GATE 2016

M_q is the qualifying marks for general category candidate in the paper

\bar{M}_t is the mean of marks of top 0.1% or top 10 (whichever is larger) of the candidates who appeared in the paper (in case of multi-session papers including all sessions)

$S_q = 350$, is the score assigned to M_q

$S_t = 900$, is the score assigned to \bar{M}_t

In the GATE 2016 score formula, M_q is 25 marks (out of 100) or $\mu + \sigma$, whichever is greater. Here μ is the mean and σ is the standard deviation of marks of all the candidates who appeared in the paper.

Qualifying in GATE 2016 does not guarantee either an admission to a post-graduate program or a scholarship/assistantship.

Admitting institutes may conduct further tests and interviews for final selection.

Codes for XE and XL Paper Sections (compulsory section and any other two sections) :

XE: Engineering Sciences

A-Engineering Mathematics (compulsory)

B-Fluid Mechanics

C-Material Science

D-Solid Mechanics

E-Thermodynamics

F-Polymer Science and Engineering

G-Food Technology

XL: Life Sciences

H-Chemistry (compulsory)

I-Biochemistry

J-Botany

K-Microbiology

L-Zoology

M-Food Technology

Graduate Aptitude Test in Engineering (GATE) 2016 was organized by the Indian Institute of Science on behalf of the National Coordination Board (NCB) for the Department of Higher Education, Ministry of Human Resource Development (MHRD), Government of India.

Authenticity of this scorecard can be verified at the GATE 2016 website <http://gate.iisc.ernet.in>



Scorecard
Number
JZHNB

GATE 2016 Scorecard

Graduate Aptitude Test in Engineering

Name

SUNIL KUMAR K

Registration Number

EC16S17017007

Examination Paper

Electronics and Communication Engineering (EC)



(Signature)

(Candidate's Signature)

GATE Score **322**

Valid from March 23, 2016 to March 22, 2019

Mark out of 100* **22.8**

All India Rank in this paper **24897**

Qualifying Marks**

25.0	22.5	16.6
General	OBC (NCL)	SC/ST/PwD

**Number of Candidates
Appeared in this paper** **152318**

* Normalized marks for multisession papers

** A candidate is considered qualified if the marks secured are greater than or equal to the qualifying marks mentioned in the relevant category for which a valid category certificate, if applicable, must be produced along with this scorecard.

Digital Fingerprint : 734231bdaa7d02a47d6a50a051f0f3a1

March 23, 2016

Organizing Chairperson GATE2016 on behalf of NCB-GATE, for MHRD

T. Bhattacharyya

Prof. Tirthankar Bhattacharyya

Organizing Institute for GATE 2016 : Indian Institute of Science

The GATE 2016 score is calculated using the formula

$$GATE\ Score = S_q + (S_t - S_q) \frac{(M - M_q)}{(\bar{M}_t - M_q)}$$

where,

M is the marks obtained by the candidate in the paper, mentioned on this scorecard in GATE 2016

M_q is the qualifying marks for general category candidate in the paper

\bar{M}_t is the mean of marks of top 0.1% or top 10 (whichever is larger) of the candidates who appeared in the paper (in case of multi-session papers including all sessions)

$S_q = 350$, is the score assigned to M_q

$S_t = 900$, is the score assigned to \bar{M}_t

In the GATE 2016 score formula, M_q is 25 marks (out of 100) or $\mu + \sigma$, whichever is greater. Here μ is the mean and σ is the standard deviation of marks of all the candidates who appeared in the paper.

Qualifying in GATE 2016 does not guarantee either an admission to a post-graduate program or a scholarship/assistantship. Admitting institutes may conduct further tests and interviews for final selection.

Codes for XE and XL Paper Sections (compulsory section and any other two sections) :

XE: Engineering Sciences

A-Engineering Mathematics (compulsory)

B-Fluid Mechanics

C-Material Science

D-Solid Mechanics

E-Thermodynamics

F-Polymer Science and Engineering

G-Food Technology

XL: Life Sciences

H-Chemistry (compulsory)

I-Biochemistry

J-Botany

K-Microbiology

L-Zoology

M-Food Technology

Graduate Aptitude Test in Engineering (GATE) 2016 was organized by the Indian Institute of Science on behalf of the National Coordination Board (NCB) for the Department of Higher Education, Ministry of Human Resource Development (MHRD), Government of India.

Authenticity of this scorecard can be verified at the GATE 2016 website <http://gate.iisc.ernet.in>



GATE 2016 Scorecard

Graduate Aptitude Test in Engineering

Name

KONETI PAVAN KUMAR

Registration Number

EC16S47020220

Examination Paper

Electronics and Communication Engineering (EC)



K. Pavan Kumar

(Candidate's Signature)

GATE Score **362**

Valid from March 23, 2016 to March 22, 2019

Mark out of 100* **25.9**All India Rank in this paper **17561**

Qualifying Marks**

25.0	22.5	16.6
General	OBC (NCL)	SC/ST/PwD

Number of Candidates
Appeared in this paper **152318**

* Normalized marks for multisession papers

** A candidate is considered qualified if the marks secured are greater than or equal to the qualifying marks mentioned in the relevant category for which a valid category certificate, if applicable, must be produced along with this scorecard.

Digital Fingerprint : dcbe76fbc75a326f369fcadc792caa1

March 23, 2016

T. Bhattacharyya

Prof. Tirthankar Bhattacharyya

Organizing Chairperson GATE2016 on behalf of NCB-GATE, for MHRD

Candidate's Details

Candidate's Performance

Bou

Organizing Institute for GATE 2016 : Indian Institute of Science

The GATE 2016 score is calculated using the formula

$$GATE\ Score = S_q + (S_t - S_q) \frac{(M - M_q)}{(\bar{M}_t - M_q)}$$

where,

M is the marks obtained by the candidate in the paper, mentioned on this scorecard in GATE 2016

M_q is the qualifying marks for general category candidate in the paper

\bar{M}_t is the mean of marks of top 0.1% or top 10 (whichever is larger) of the candidates who appeared in the paper (in case of multi-session papers including all sessions)

S_q is the score assigned to M_q

$S_t = 900$, is the score assigned to \bar{M}_t

In the GATE 2016 score formula, M_q is 25 marks (out of 100) or $\mu + \sigma$, whichever is greater. Here μ is the mean and σ is the standard deviation of marks of all the candidates who appeared in the paper.

Qualifying in GATE 2016 does not guarantee either an admission to a post-graduate program or a scholarship/assistantship. Admitting institutes may conduct further tests and interviews for final selection.

Codes for XE and XL Paper Sections (compulsory section and any other two sections) :

XE: Engineering Sciences

- A-Engineering Mathematics (compulsory)
- B-Fluid Mechanics
- C-Material Science
- D-Solid Mechanics
- E-Thermodynamics
- F-Polymer Science and Engineering
- G-Food Technology

XL: Life Sciences

- H-Chemistry (compulsory)
- I-Biochemistry
- J-Botany
- K-Microbiology
- L-Zoology
- M-Food Technology

Graduate Aptitude Test in Engineering (GATE) 2016 was organized by the Indian Institute of Science on behalf of the National Coordination Board (NCB) for the Department of Higher Education, Ministry of Human Resource Development (MHRD), Government of India.

Authenticity of this scorecard can be verified at the GATE 2016 website <http://gate.iisc.ernet.in>

12121A0424

1611



Scorecard
Number
NDTN5

GATE 2016 Scorecard

Graduate Aptitude Test in Engineering

Name

G GNAPIKA

Registration Number

EC16S37018091

Examination Paper

Electronics and Communication Engineering (EC)



G. Gnapika

(Candidate's Signature)

GATE Score **388**

Valid from March 23, 2016 to March 22, 2019

Mark out of 100* **27.97**All India Rank in this paper **14061**

Qualifying Marks**

25.0**22.5****16.6**

General

OBC (NCL)

SC/ST/PwD

Number of Candidates
Appeared in this paper**152318**

* Normalized marks for multisession papers

** A candidate is considered qualified if the marks secured are greater than or equal to the qualifying marks mentioned in the relevant category for which a valid category certificate, if applicable, must be produced along with this scorecard.

Digital Fingerprint : 4f909f8cc840c0f9bca6c2597c6c2eda

March 23, 2016

Prof. Tirthankar Bhattacharyya

Organizing Chairperson GATE2016 on behalf of NCB-GATE, for MHRD

The GATE 2016 score is calculated using the formula

$$GATE\ Score = S_q + (S_t - S_q) \frac{(M - M_q)}{(\bar{M}_t - M_q)}$$

where,

M is the marks obtained by the candidate in the paper, mentioned on this scorecard in GATE 2016

M_q is the qualifying marks for general category candidate in the paper

\bar{M}_t is the mean of marks of top 0.1% or top 10 (whichever is larger) of the candidates who appeared in the paper (in case of multi-session papers including all sessions)

$S_q = 350$, is the score assigned to M_q

$S_t = 900$, is the score assigned to \bar{M}_t

In the GATE 2016 score formula, M_q is 25 marks (out of 100) or $\mu + \sigma$, whichever is greater. Here μ is the mean and σ is the standard deviation of marks of all the candidates who appeared in the paper.

Qualifying in GATE 2016 does not guarantee either an admission to a post-graduate program or a scholarship/assistantship. Admitting institutes may conduct further tests and interviews for final selection.

Codes for XE and XL Paper Sections (compulsory section and any other two sections) :

XE: Engineering Sciences

A-Engineering Mathematics (compulsory)

B-Fluid Mechanics

C-Material Science

D-Solid Mechanics

E-Thermodynamics

F-Polymer Science and Engineering

G-Food Technology

XL: Life Sciences

H-Chemistry (compulsory)

I-Biochemistry

J-Botany

K-Microbiology

L-Zoology

M-Food Technology

Graduate Aptitude Test in Engineering (GATE) 2016 was organized by the Indian Institute of Science on behalf of the National Coordination Board (NCB) for the Department of Higher Education, Ministry of Human Resource Development (MHRD), Government of India.

Authenticity of this scorecard can be verified at the GATE 2016 website <http://gate.iisc.ernet.in>



Scorecard
Number
16DNO

GATE 2016 Scorecard

Graduate Aptitude Test in Engineering

Name

MANDAPAM HEMANTH

Registration Number

EC16S37018057

Examination Paper

Electronics and Communication Engineering (EC)



M. Hemanth

(Candidate's Signature)

GATE Score **351**

Valid from March 23, 2016 to March 22, 2019

Mark out of 100* **25.11**

All India Rank in this paper **19113**

Qualifying Marks**

25.0	22.5	16.6
General	OBC (NCL)	SC/ST/PwD

**Number of Candidates
Appeared in this paper** **152318**

* Normalized marks for multisession papers

** A candidate is considered qualified if the marks secured are greater than or equal to the qualifying marks mentioned in the relevant category for which a valid category certificate, if applicable, must be produced along with this scorecard.

Digital Fingerprint : 937fb3692430d9ebae67aabb2fe1f

March 23, 2016

Prof. Tirthankar Bhattacharyya

Organizing Chairperson GATE2016 on behalf of NCB-GATE, for MHRD

Candidate's Details

Candidate's Performance

Organizing Institute for GATE 2016 : Indian Institute of Science

The GATE 2016 score is calculated using the formula

$$GATE\ Score = S_q + (S_t - S_q) \frac{(M - M_q)}{(\bar{M}_t - M_q)}$$

where,

M is the marks obtained by the candidate in the paper, mentioned on this scorecard in GATE 2016

M_q is the qualifying marks for general category candidate in the paper

\bar{M}_t is the mean of marks of top 0.1% or top 10 (whichever is larger) of the candidates who appeared in the paper (in case of multi-session papers including all sessions)

$S_q = 350$, is the score assigned to M_q

$S_t = 900$, is the score assigned to \bar{M}_t

In the GATE 2016 score formula, M_q is 25 marks (out of 100) or $\mu + \sigma$, whichever is greater. Here μ is the mean and σ is the standard deviation of marks of all the candidates who appeared in the paper.

Qualifying in GATE 2016 does not guarantee either an admission to a post-graduate program or a scholarship/assistantship. Admitting institutes may conduct further tests and interviews for final selection.

Codes for XE and XL Paper Sections (compulsory section and any other two sections) :

XE: Engineering Sciences

A-Engineering Mathematics (compulsory)

B-Fluid Mechanics

C-Material Science

D-Solid Mechanics

E-Thermodynamics

F-Polymer Science and Engineering

G-Food Technology

XL: Life Sciences

H-Chemistry (compulsory)

I-Biochemistry

J-Botany



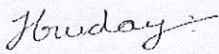
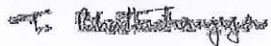
K-Microbiology

L-Zoology

M-Food Technology

Graduate Aptitude Test in Engineering (GATE) 2016 was organized by the Indian Institute of Science on behalf of the National Coordination Board (NCB) for the Department of Higher Education, Ministry of Human Resource Development (MHRD), Government of India.

Authenticity of this scorecard can be verified at the GATE 2016 website <http://gate.iisc.ernet.in>

Candidate's Details	 Scorecard Number ZP2JM	GATE 2016 Scorecard Graduate Aptitude Test in Engineering		  (Candidate's Signature)						
		Name HRUDAY LANKIPALLI								
		Registration Number EC16S37018106								
		Examination Paper Electronics and Communication Engineering (EC)								
Candidate's Performance	GATE Score 429		Valid from March 23, 2016 to March 22, 2019							
	Mark out of 100* 31.19		All India Rank in this paper 10023							
	Qualifying Marks** <table border="1"> <tr> <td>25.0</td> <td>22.5</td> <td>16.6</td> </tr> <tr> <td>General</td> <td>OBC (NCL)</td> <td>SC/ST/PwD</td> </tr> </table>		25.0	22.5	16.6	General	OBC (NCL)	SC/ST/PwD	Number of Candidates Appeared in this paper 152318	
	25.0	22.5	16.6							
General	OBC (NCL)	SC/ST/PwD								
<small>* Normalized marks for multisession papers</small> <small>** A candidate is considered qualified if the marks secured are greater than or equal to the qualifying marks mentioned in the relevant category for which a valid category certificate, if applicable, must be produced along with this scorecard.</small> <small>Digital Fingerprint : 23e95b06d860540d86552ce378161170</small>										
		March 23, 2016 Organizing Chairperson GATE2016 on behalf of NCB-GATE, for MHRD		 Prof. Tirthankar Bhattacharyya						

The GATE 2016 score is calculated using the formula

$$GATE\ Score = S_q + (S_t - S_q) \frac{(M - M_q)}{(\bar{M}_t - M_q)}$$

where,

M is the marks obtained by the candidate in the paper, mentioned on this scorecard in GATE 2016

M_q is the qualifying marks for general category candidate in the paper

\bar{M}_t is the mean of marks of top 0.1% or top 10 (whichever is larger) of the candidates who appeared in the paper (in case of multi-session papers including all sessions)

$S_q = 350$, is the score assigned to M_q

$S_t = 900$, is the score assigned to \bar{M}_t

In the GATE 2016 score formula, M_q is 25 marks (out of 100) or $\mu + \sigma$, whichever is greater. Here μ is the mean and σ is the standard deviation of marks of all the candidates who appeared in the paper.

Qualifying in GATE 2016 does not guarantee either an admission to a post-graduate program or a scholarship/assistantship. Admitting institutes may conduct further tests and interviews for final selection.

Codes for XE and XL Paper Sections (compulsory section and any other two sections) :

XE: Engineering Sciences

A-Engineering Mathematics (compulsory)

B-Fluid Mechanics

C-Material Science

D-Solid Mechanics

E-Thermodynamics

F-Polymer Science and Engineering

G-Food Technology

XL: Life Sciences

H-Chemistry (compulsory)

I-Biochemistry

J-Botany

K-Microbiology

L-Zoology

M-Food Technology

Graduate Aptitude Test in Engineering (GATE) 2016 was organized by the Indian Institute of Science on behalf of the National Coordination Board (NCB) for the Department of Higher Education, Ministry of Human Resource Development (MHRD), Government of India.

Authenticity of this scorecard can be verified at the GATE 2016 website <http://gate.iisc.ernet.in>



Graduate Aptitude Test in Engineering 2016

GATE Online Application Processing System

(GOAPS)

Information Brochure

(https://drive.google.com/open?id=0B_BK2cdSq5RAQU1NN1Z1ZldlZEU)

Welcome, K Kokila

Basic Features of GATE 2016

(http://www.gate.iisc.ernet.in/?page_id=532)

Important Dates

(<http://www.gate.iisc.ernet.in/>)

Eligibility

(http://www.gate.iisc.ernet.in/?page_id=130)

GATE 2016 Result

Name

K KOKILA



Registration Number

EC16S47018125

Gender

Female

Examination Paper

Electronics and Communication Engineering (EC)

k. kokila

Marks out of 100[#]

27.43

All India Rank in this paper

14964

Qualifying Marks^{**}

25.00

General

22.50

OBC (NCL)

GATE Score

381

16.60

SC/ST/PwD

[#] Normalized marks for multisession papers (CE, CS, EC, EE, ME)

^{**} A candidate is considered qualified if the marks secured are greater than or equal to the qualifying marks mentioned for the category for which a valid Category Certificate, if applicable, is produced along with this scorecard.

Note:

- The marks and score provided here are for information only.
- An electronic or paper copy of this document is not valid for admission.
- The official GATE 2016 Score Card can be downloaded from the GOAPS site between March 23, 2016 and May 29, 2016 by the qualified candidates only.
- For the papers CE, CS, EC, EE and ME, qualifying marks and score are based on "Normalized Marks".

13125A0404
1633

Organizing Institute for GATE 2016 : Indian Institute of Science



Scorecard
Number
8V6ZY

GATE 2016 Scorecard

Graduate Aptitude Test in Engineering

Name

CHOWDAM BHARATH KUMAR

Registration Number

EC16S47021064

Examination Paper

Electronics and Communication Engineering (EC)



C. Bharath Kumar

(Candidate's Signature)

Candidate's Details

Bounds Candidate's Performance

GATE Score **467**

Valid from March 23, 2016 to March 22, 2019

Mark out of 100* **34.15**

All India Rank in this paper **7382**

Qualifying Marks**

25.0

22.5

16.6

General

OBC (NCL)

SC/ST/PwD

Number of Candidates
Appeared in this paper

152318

* Normalized marks for multisession papers

** A candidate is considered qualified if the marks secured are greater than or equal to the qualifying marks mentioned in the relevant category for which a valid category certificate, if applicable, must be produced along with this scorecard.

Digital Fingerprint : 3ccea1b3871ca6d67869657ef7dfde2a

March 23, 2016

Prof. Tirthankar Bhattacharyya

Organizing Chairperson GATE2016 on behalf of NCB-GATE, for MHRD

The GATE 2016 score is calculated using the formula

$$GATE\ Score = S_q + (S_t - S_q) \frac{(M - M_q)}{(\bar{M}_t - M_q)}$$

where,

M is the marks obtained by the candidate in the paper, mentioned on this scorecard in GATE 2016

M_q is the qualifying marks for general category candidate in the paper

\bar{M}_t is the mean of marks of top 0.1% or top 10 (whichever is larger) of the candidates who appeared in the paper (in case of multi-session papers including all sessions)

$S_q = 350$, is the score assigned to M_q

$S_t = 900$, is the score assigned to \bar{M}_t

In the GATE 2016 score formula, M_q is 25 marks (out of 100) or $\mu + \sigma$, whichever is greater. Here μ is the mean and σ is the standard deviation of marks of all the candidates who appeared in the paper.

Qualifying in GATE 2016 does not guarantee either an admission to a post-graduate program or a scholarship/assistantship. Admitting institutes may conduct further tests and interviews for final selection.

Codes for XE and XL Paper Sections (compulsory section and any other two sections) :

XE: Engineering Sciences

XL: Life Sciences

A-Engineering Mathematics (compulsory)

H-Chemistry (compulsory)

B-Fluid Mechanics

I-Biochemistry

C-Material Science

J-Botany

D-Solid Mechanics

K-Microbiology

E-Thermodynamics

L-Zoology

F-Polymer Science and Engineering

M-Food Technology

G-Food Technology

Graduate Aptitude Test in Engineering (GATE) 2016 was organized by the Indian Institute of Science on behalf of the National Coordination Board (NCB) for the Department of Higher Education, Ministry of Human Resource Development (MHRD), Government of India.

Agreement for this agreement can be verified at the GATE 2016 website: gate.iitk.ac.in

12121A04B46

1634



Scorecard
Number
VQD40

GATE 2016 Scorecard

Graduate Aptitude Test in Engineering

Name

VELPUCHARLA HARSHA VARDHAN

Registration Number

EC16S47020156

Examination Paper

Electronics and Communication Engineering (EC)



V Harsha Vardhan

(Candidate's Signature)

Candidate's Details

Candidate's Performance

GATE Score **397**

Valid from March 23, 2016 to March 22, 2019

Mark out of 100* **28.65**All India Rank in this paper **13285**

Qualifying Marks** **25.0** **22.5** **16.6**
General OBC (NCL) SC/ST/PwD

Number of Candidates
Appeared in this paper **152318**

* Normalized marks for multisession papers

** A candidate is considered qualified if the marks secured are greater than or equal to the qualifying marks mentioned in the relevant category for which a valid category certificate, if applicable, must be produced along with this scorecard.

Digital Fingerprint : e8116753d92bd9292272bcd1addfadbe

March 23, 2016

Prof. Tirthankar Bhattacharyya

Organizing Chairperson GATE2016 on behalf of NCB-GATE, for MHRD

Organizing Institute for GATE 2016 : Indian Institute of Science

The GATE 2016 score is calculated using the formula

$$GATE\ Score = S_q + (S_t - S_q) \frac{(M - M_q)}{(\bar{M}_t - M_q)}$$

where,

 M is the marks obtained by the candidate in the paper, mentioned on this scorecard in GATE 2016 M_q is the qualifying marks for general category candidate in the paper \bar{M}_t is the mean of marks of top 0.1% or top 10 (whichever is larger) of the candidates who appeared in the paper (in case of multi-session papers including all sessions) $S_q = 350$, is the score assigned to M_q $S_t = 900$, is the score assigned to \bar{M}_t

In the GATE 2016 score formula, M_q is 25 marks (out of 100) or $\mu + \sigma$, whichever is greater. Here μ is the mean and σ is the standard deviation of marks of all the candidates who appeared in the paper.

Qualifying in GATE 2016 does not guarantee either an admission to a post-graduate program or a scholarship/assistantship.

Admitting institutes may conduct further tests and interviews for final selection.

Codes for XE and XL Paper Sections (compulsory section and any other two sections) :

XE: Engineering Sciences

XL: Life Sciences

A-Engineering Mathematics (compulsory)

H-Chemistry (compulsory)

B-Fluid Mechanics

I-Biochemistry

C-Material Science

J-Botany

D-Solid Mechanics

K-Microbiology

E-Thermodynamics

L-Zoology

F-Polymer Science and Engineering

M-Food Technology

G-Food Technology

Graduate Aptitude Test in Engineering (GATE) 2016 was organized by the Indian Institute of Science on behalf of the National Coordination Board (NCB) for the Department of Higher Education, Ministry of Human Resource Development (MHRD).



SHAIK, PEERULLAHUSSAIN

Examinee Score Report

Note: This report is not valid for transmission of scores to an institution.

Last (Family/Surname) Name, First (Given) Name, Middle Initial

Print Date: 05/02/2016

Address: 10-731, royal nager
near rayalcheruvu gate
tirupati, 517501

Email Address: peerullahussainmaddala@gmail.com

Phone Number: 6801105516

Date of Birth: 01/01/1983

Social Security Number (last 4 digits):

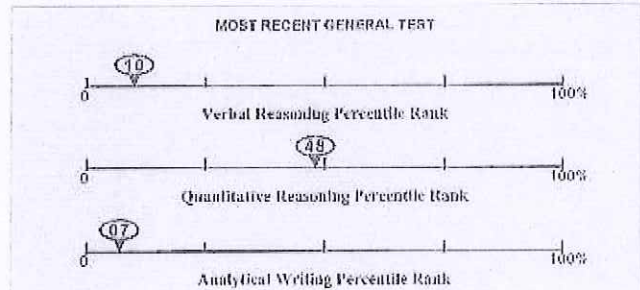
Gender: Male

Intended Graduate Major Code: 0402

Intended Graduate Major: Computer and Information Sciences - Computer Science

Most Recent Test Date: 12/23/2015

Registration Number: 4571103



All dates are formatted as MM/DD/YYYY.

This score report includes all of your General Test and Subject Test scores earned from July 1, 2008 to the present. Only reported scores are available for display.

General Test Scores

Test Date MM/DD/YYYY	Verbal Reasoning*				Quantitative Reasoning*				Analytical Writing	
	Prior Format Scaled Score	Current Format Estimated Current Score	Scaled Score	% Below	Prior Format Scaled Score	Current Format Estimated Current Score	Scaled Score	% Below	Score	% Below
12/24/2015			110	10			152	48	2.5	37
12/30/2014			133	01			153	52	2.0	32
09/23/2014			133	01			140	32	2.5	37

HS: No Score. Indicates that no questions were answered.

* The GRE Verbal Reasoning and Quantitative Reasoning score scales changed in August 2011. For tests taken August 2011 or later, scores are printed in the "Current Format" columns. For tests taken before August 2011, scores are in the "Prior Format" columns and the corresponding estimated scores in the "Current Format" columns are provided in the "Prior Format" column.

Subject Test Scores

Test Date	Test Name / Subscore Name	Scaled Score	% Below
-----------	---------------------------	--------------	---------

Score Recipient(s)

Your score reporting history is shown below. "Pending" indicates your scores are not yet available, or your order has not yet been processed.

Undergraduate Institution			
Report Date	Institution (Code)	Department (Code)	Test Type / Test Date
01/07/2015	California S U Fullerton (4509)	Electronics Engineering (1204)	General Test / 12/30/2014
09/10/2014	Georgia Inst Technology (5249)	Electronics Engineering (1204)	General Test / 09/23/2014

Score Recipient(s)			
Report Date	Institution or Fellowship Sponsor (Code)	Department (Code)	Test Type / Test Date
01/07/2015	California S U Fullerton (4509)	Electronics Engineering (1204)	General Test / 12/30/2014
09/10/2014	California U S Kern Valley (7790)	Electronics Engineering (1204)	General Test / 12/30/2014
01/07/2015	Florida S U (5219)	Electronics Engineering (1204)	General Test / 12/30/2014
03/07/2015	Illinois State U (1319)	Electronics Engineering (1204)	General Test / 12/30/2014

* Undergraduate Institution does not allow to receive scores

** Score recipient not yet received

QUESTIONS ABOUT THIS GRE EXAMINEE SCORE REPORT

Information to help you interpret your GRE scores is available at www.ets.org/relationships. If you have any questions concerning this GRE Report of Scores, call ETS at 1-800-771-7679 or 1-800-473-4373 (toll free for test takers in the U.S., U.S. Territories, and Canada) between 8:30 a.m. and 7:45 p.m. EST or email gre-info@ets.org. For information about interpreting your scores, consult *Interpreting Your GRE Scores*, which is available at www.ets.org/interpret.

* Includes American Samoa, Guam, Puerto Rico, and U.S. Virgin Islands

SCORE REPORTING

Policies pertaining to score reporting and use are periodically reviewed and revised by the GRE Board. The policies and procedures explained in the 2015-14 GRE Information and Registration Bulletin are effective only for the time period of August 1, 2013 to June 30, 2014 and supersede previous policies and procedures in previous bulletins. GRE scores are reportable for five(5) years following the testing year (July 1 to June 30) in which you tested. Currently, GRE scores earned after July 1, 2008 are available.

PERCENTILE RANK (% BELOW)

The percentile ranks in this report indicate the percentage of examinees who scored below your score. Note that these percentile ranks may be different from those that applied when the scores were originally reported to you if the scores were earned prior to July 2013. This reflects annual updating of these data to permit admissions officers to compare scores, whenever earned, with those for a recent reference group.

RETAKING A GRE TEST

You can take the GRE revised General Test once every 21 days, and up to five times within any continuous rolling 12-month period. This applies even if you canceled your scores on a test taken previously. You may take the paper-based GRE revised General Test and GRE Subject Tests as often as they are offered.

Note: This policy will be enforced even if a violation is not immediately identifiable (e.g., inconsistent registration information) and test scores have been reported. In such cases, the invalid score will be canceled and score reports will be nullified at the cancellation. Test fees will be forfeited.

SCORES NOT REPORTED

* Scores Not Reported is listed in the Report Date column of the Score Recipients section of your score report if one of three scenarios occurs:

- You requested scores to be sent to an undergraduate institution that does not receive scores.
- The code for the graduate institution you designated to receive scores is no longer active.
- Your reportable score record does not include scores for the requested test.



majjari, praneeth

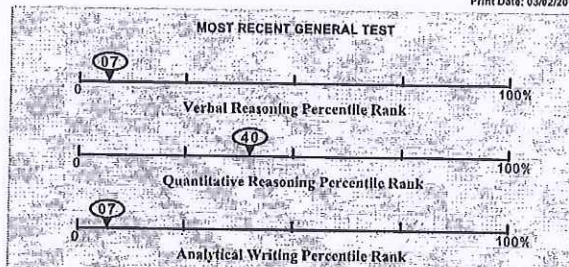
Examinee Score Report

Note: This report is not valid for transmission of scores to an institution.

Last (Family/Surname) Name, First (Given) Name, Middle Initial

Address: hno 8/27, flat no 402, mythrinagar,
gaddanpalam, disukhnagar,
hyderabad, 500038
Email Address: trustmeonce452@gmail.com
Phone Number: 7036223558
Date of Birth: 03/09/1994
Social Security Number (last 4 digits):
Gender: Male
Intended Graduate Major Code: 0402
Intended Graduate Major: Computer and Information Sciences - Computer Science
Most Recent Test Date: 02/18/2016
Registration Number: 5193813

Print Date: 03/02/2016



All dates are formatted as MM/DD/YYYY.

This score report includes all of your General Test and Subject Test scores earned from July 1, 2009 to the present. Only reported scores are available for display.

General Test Scores

Test Date MM/DD/YYYY	Verbal Reasoning*				Quantitative Reasoning*				Analytical Writing	
	Prior Format Scaled Score	Estimated Current Score	Current Format Scaled Score	% Below	Prior Format Scaled Score	Estimated Current Score	Current Format Scaled Score	% Below	Score	% Below
02/18/2016			138	07			150	40	2.5	07
09/24/2015			130	01			146	25	2.0	02

NS - No Score. Indicates that no questions were answered.

* The GRE Verbal Reasoning and Quantitative Reasoning score scales changed in August 2011. For tests taken August 2011 or later, scores are printed in the "Current Format" columns. For tests taken before August 2011, scores on the prior scales and the corresponding estimated scores on the current scales are printed in the "Prior Format" columns.

Subject Test Scores

Test Date	Test Name / Subscore Name	Scaled Score	% Below
-----------	---------------------------	--------------	---------

Score Recipient(s)

Your score reporting history is shown below. "Pending" indicates your scores are not yet available, or your order has not yet been processed.

Undergraduate Institution				
Report Date	Institution (Code)	Department (Code)	Test Type	Test Date

Score Recipient(s)				
Report Date	Institution or Fellowship Sponsor (Code)	Department (Code)	Test Type	Test Date
02/26/2016	Virginia St U (5960)	Computer Science (0402)	General Test	02/18/2016

* Undergraduate Institution does not wish to receive scores

** Score recipient not valid/active

QUESTIONS ABOUT THIS GRE EXAMINEE SCORE REPORT

Information to help you interpret your GRE scores is available at www.ets.org/gre/stupubs. If you have any questions concerning this GRE Report of Scores, call ETS at 1-800-771-7679 or 1-866-473-4373 (toll free for test takers in the U.S., U.S. Territories*, and Canada) between 8:00 a.m. and 7:45 p.m. EST or email gre-info@ets.org. For information about interpreting your scores, consult *Interpreting Your GRE Scores*, which is available at www.ets.org/gre/understand.

*Includes American Samoa, Guam, Puerto Rico, and U.S. Virgin Islands

SCORE REPORTING

Policies pertaining to score reporting and use are periodically reviewed and revised by the GRE Board. The policies and procedures explained in the 2013-14 *GRE Information and Registration Bulletin* are effective only for the time period of August 1, 2013 to June 30, 2014 and supersede previous policies and procedures in previous bulletins. GRE scores are reportable for five(5) years following the testing year (July 1 to June 30) in which you tested. Currently, GRE scores earned after July 1, 2008 are available.

PERCENTILE RANK (% BELOW)

The percentile ranks in this report indicate the percentage of examinees who scored below your score. Note that these percentile ranks may be different from those that applied when the scores were originally reported to you if the scores were earned prior to July 2013. This reflects annual updating of these data to permit admissions officers to compare scores, whenever earned, with those for a recent reference group.

RETAKING A GRE TEST

You can take the GRE revised General Test once every 21 days, and up to five times within any continuous rolling 12-month period. This applies even if you canceled your scores on a test taken previously. You may take the paper-based GRE revised General Test and GRE Subject Tests as often as they are offered.

Note: This policy will be enforced even if a violation is not immediately identified (e.g., inconsistent registration information) and test scores have been reported. In such cases, the invalid scores will be canceled and score recipients will be notified of the cancellation. Test fees will be forfeited.

SCORES NOT REPORTED

"Scores Not Reported" is listed in the Report Date column of the Score Recipients section of your score report if one of three scenarios occurs:

- You requested scores to be sent to an undergraduate institution that does not receive scores.
- The code for the graduate institution you designated to receive scores is no longer active.
- Your reportable score record does not include scores for the requested test.

Note: This report is not valid for transmission of scores to an institution.



SIRIKI, SIVAGANESHPHANI Y.

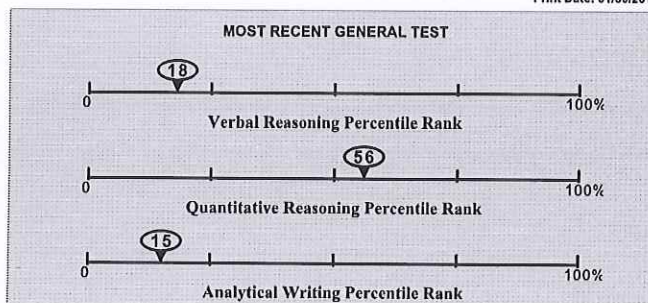
Examinee Score Report

Note: This report is not valid for transmission of scores to an institution.

Last (Family/Surname) Name, First (Given) Name, Middle Initial

Print Date: 01/30/2016

Address:	1923, OLD MIG 1 BHEL, R.C.PURAM HYDERABAD, 502032
Email Address:	yagna.phani@gmail.com
Phone Number:	09966770110
Date of Birth:	06/08/1990
Social Security Number (last 4 digits):	
Gender:	Male
Intended Graduate Major Code:	0402
Intended Graduate Major:	Computer and Information Sciences - Computer Science
Most Recent Test Date:	12/21/2015
Registration Number:	4452782



All dates are formatted as MM/DD/YYYY.

This score report includes all of your General Test and Subject Test scores earned from July 1, 2008 to the present. Only reported scores are available for display.

General Test Scores

Test Date MM/DD/YYYY	Verbal Reasoning*				Quantitative Reasoning*				Analytical Writing	
	Prior Format		Current Format		Prior Format		Current Format		Score	% Below
	Scaled Score	Estimated Current Score	Scaled Score	% Below	Scaled Score	Estimated Current Score	Scaled Score	% Below		
12/21/2015			143	18			154	56	3.0	15
12/08/2010	320	140		10	730	157		68	2.5	07

NS - No Score. Indicates that no questions were answered.

* The GRE Verbal Reasoning and Quantitative Reasoning score scales changed in August 2011. For tests taken August 2011 or later, scores are printed in the "Current Format" columns. For tests taken before August 2011, scores on the prior scales and the corresponding estimated scores on the current scales are printed in the "Prior Format" columns.

Subject Test Scores

Test Date	Test Name / Subscore Name	Scaled Score	% Below
-----------	---------------------------	--------------	---------

Score Recipient(s)

Your score reporting history is shown below. "Pending" indicates your scores are not yet available, or your order has not yet been processed.

Undergraduate Institution				
Report Date	Institution (Code)	Department (Code)	Test Type	Test Date
12/17/2010	Alabama State U (1006)	Computer Programming (0401)	General Test	12/08/2010

Score Recipient(s)				
Report Date	Institution or Fellowship Sponsor (Code)	Department (Code)	Test Type	Test Date
12/30/2015	Wichita St U (6884)	Computer Systems Networking and Telecommunications (0410)	General Test	12/21/2015
12/30/2015	Southern Methodist U Lyle Sch Engineering (9685)	Computer Systems Networking and Telecommunications (0410)	General Test	12/21/2015
12/30/2015	U Missouri Kansas City (6872)	Computer Systems Networking and Telecommunications (0410)	General Test	12/21/2015
12/30/2015	Northeastern Illinois U (1090)	Computer Systems Networking and Telecommunications (0410)	General Test	12/21/2015
12/17/2010	Ohio St U (1592)	Electronics Engineering (1204)	General Test	12/08/2010
12/17/2010	Chicago St U (1118)	Electronics Engineering (1204)	General Test	12/08/2010
12/17/2010	Alabama State U (1006)	Electronics Engineering (1204)	General Test	12/08/2010
12/17/2010	Southern Connecticut St U (3662)	Communications Engineering (1202)	General Test	12/08/2010

Undergraduate Institution does not wish to receive scores

* Score recipient not valid/active

QUESTIONS ABOUT THIS GRE EXAMINEE SCORE REPORT

Information to help you interpret your GRE scores is available at www.ets.org/gre/stupubs. If you have any questions concerning this GRE Report of Scores, call ETS at 1-800-771-7679 or 1-866-473-4373 (toll free for test takers in the U.S., U.S. Territories*, and Canada) between 8:00 a.m. and 7:45 p.m. EST or email gre-info@ets.org. For information about interpreting your scores, consult *Interpreting Your GRE Scores*, which is available at www.ets.org/gre/understand.

*Includes American Samoa, Guam, Puerto Rico, and U.S. Virgin Islands

SCORE REPORTING

Policies pertaining to score reporting and use are periodically reviewed and revised by the GRE Board. The policies and procedures explained in the 2013-14 *GRE Information and Registration Bulletin* are effective only for the time period of August 1, 2013 to June 30, 2014 and supersede previous policies and procedures in previous bulletins. GRE scores are reportable for five(5) years following the testing year (July 1 to June 30) in which you tested. Currently, GRE scores earned after July 1, 2008 are available.

PERCENTILE RANK (% BELOW)

The percentile ranks in this report indicate the percentage of examinees who scored below your score. Note that these percentile ranks may be different from those that applied when the scores were originally reported to you if the scores were earned prior to July 2013. This reflects annual updating of these data to permit admissions officers to compare scores, whenever earned, with those for a recent reference group.

RETAKE A GRE TEST

You can take the GRE revised General Test once every 21 days, and up to five times within any continuous rolling 12-month period. This applies even if you canceled your scores on a test taken previously. You may take the paper-based GRE revised General Test and GRE Subject Tests as often as they are offered.

Note: This policy will be enforced even if a violation is not immediately identified (e.g., inconsistent registration information) and test scores have been reported. In such cases, the invalid scores will be canceled and score recipients will be notified of the cancellation. Test fees will be forfeited.

SCORES NOT REPORTED

Scores Not Reported is listed in the Report Date column of the Score Recipients section of your score report if one of three scenarios occurs:

- You requested scores to be sent to an undergraduate institution that does not receive scores.
- The code for the graduate institution you designated to receive scores is no longer active.
- Your reportable score record does not include scores for the requested test.



MADDURU, ROHITHKUMAR

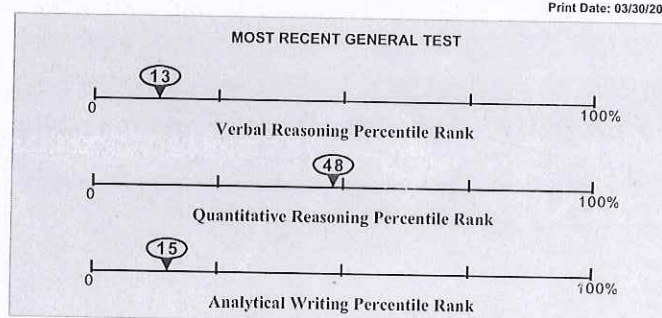
Examinee Score Report

Note: This report is not valid for transmission of scores to an institution.

Last (Family/Surname) Name, First (Given) Name, Middle Initial

Address:	220 upstairs, vijayalakshmi street Tirupati, 517501
Email Address:	rohithsvec@yahoo.com
Phone Number:	9700658165
Date of Birth:	01/24/1995
Social Security Number (last 4 digits):	
Gender:	Male
Intended Graduate Major Code:	0000
Intended Graduate Major:	Undecided - Undecided
Most Recent Test Date:	03/12/2016
Registration Number:	5208024

Print Date: 03/30/2016



All dates are formatted as MM/DD/YYYY.

This score report includes all of your General Test and Subject Test scores earned from July 1, 2008 to the present. Only reported scores are available for display.

General Test Scores

Test Date MM/DD/YYYY	Verbal Reasoning*				Quantitative Reasoning*				Analytical Writing	
	Prior Format		Current Format		Prior Format		Current Format			
	Scaled Score	Estimated Current Score	Scaled Score	% Below	Scaled Score	Estimated Current Score	Scaled Score	% Below	Score	% Below
03/12/2016			141	13			152	48	3.0	15

NS - No Score. Indicates that no questions were answered.

* The GRE Verbal Reasoning and Quantitative Reasoning score scales changed in August 2011. For tests taken August 2011 or later, scores are printed in the "Current Format" columns. For tests taken before August 2011, scores on the prior scales and the corresponding estimated scores on the current scales are printed in the "Prior Format" columns.

Subject Test Scores

Test Date	Test Name / Subscore Name	Scaled Score	% Below
-----------	---------------------------	--------------	---------

Score Recipient(s)

Your score reporting history is shown below. "Pending" indicates your scores are not yet available, or your order has not yet been processed.

Undergraduate Institution				
Report Date	Institution (Code)	Department (Code)	Test Type	Test Date

Score Recipient(s)				
Report Date	Institution or Fellowship Sponsor (Code)	Department (Code)	Test Type	Test Date

* Undergraduate Institution does not wish to receive scores

** Score recipient not valid/active

QUESTIONS ABOUT THIS GRE EXAMINEE SCORE REPORT

Information to help you interpret your GRE scores is available at www.ets.org/gre/stupubs. If you have any questions concerning this GRE Report of Scores, call ETS at 1-609-771-7679 or 1-866-473-4373 (toll free for test takers in the U.S., U.S. Territories*, and Canada) between 8:00 a.m. and 7:45 p.m. EST or email gre-info@ets.org. For information about interpreting your scores, consult *Interpreting Your GRE Scores*, which is available at www.ets.org/gre/understand.

* Includes American Samoa, Guam, Puerto Rico, and U.S. Virgin Islands

SCORE REPORTING

Policies pertaining to score reporting and use are periodically reviewed and revised by the GRE Board. The policies and procedures explained in the 2013-14 *GRE Information and Registration Bulletin* are effective only for the time period of August 1, 2013 to June 30, 2014 and supersede previous policies and procedures in previous bulletins. GRE scores are reportable for five(5) years following the testing year (July 1 to June 30) in which you tested. Currently, GRE scores earned after July 1, 2008 are available.

PERCENTILE RANK (% BELOW)

The percentile ranks in this report indicate the percentage of examinees who scored below your score. Note that these percentile ranks may be different from those that applied when the scores were originally reported to you if the scores were earned prior to July 2013. This reflects annual updating of these data to permit admissions officers to compare scores, whenever earned, with those for a recent reference group.

RETAKING A GRE TEST

You can take the GRE revised General Test once every 21 days, and up to five times within any continuous rolling 12-month period. This applies even if you canceled your scores on a test taken previously. You may take the paper-based GRE revised General Test and GRE Subject Tests as often as they are offered.

Note: This policy will be enforced even if a violation is not immediately identified (e.g., inconsistent registration information) and test scores have been reported. In such cases, the invalid scores will be canceled and score recipients will be notified of the cancellation. Test fees will be forfeited.

SCORES NOT REPORTED

"Scores Not Reported" is listed in the Report Date column of the Score Recipients section of your score report if one of three scenarios occurs:

- You requested scores to be sent to an undergraduate institution that does not receive scores.
- The code for the graduate institution you designated to receive scores is no longer active.
- Your reportable score record does not include scores for the requested test.

Note: This report is not valid for transmission of scores to an institution.

12 12 1A 04A0

1618



Samdhani-Shaik, Mohammed-shamshuddin

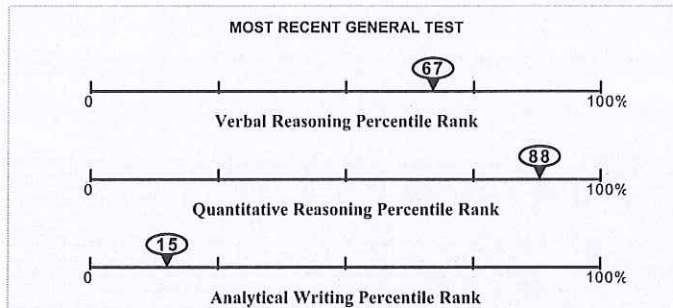
Examinee Score Report

Note: This report is not valid for transmission of scores to an institution.

Last (Family/Surname) Name, First (Given) Name, Middle Initial

Print Date: 10/08/2015

Address:	28-1377/1, New balaji colony Chittoor, 517001
Email Address:	coolshamshuddin@gmail.com
Phone Number:	+919160651570
Date of Birth:	07/01/1995
Social Security Number (last 4 digits):	
Gender:	Male
Intended Graduate Major Code:	1201
Intended Graduate Major:	Engineering -- Electrical and Electronics - Computer Engineering
Most Recent Test Date:	09/28/2015
Registration Number:	4241346



All dates are formatted as MM/DD/YYYY.

This score report includes all of your General Test and Subject Test scores earned from July 1, 2008 to the present. Only reported scores are available for display.

General Test Scores

Test Date MM/DD/YYYY	Verbal Reasoning*				Quantitative Reasoning*				Analytical Writing	
	Prior Format		Current Format		Prior Format		Current Format		Score	% Below
	Scaled Score	Estimated Current Score	Scaled Score	% Below	Scaled Score	Estimated Current Score	Scaled Score	% Below		
09/28/2015			155	67			164	88	3.0	15

NS - No Score. Indicates that no questions were answered.

* The GRE Verbal Reasoning and Quantitative Reasoning score scales changed in August 2011. For tests taken August 2011 or later, scores are printed in the "Current Format" columns. For tests taken before August 2011, scores on the prior scales and the corresponding estimated scores on the current scales are printed in the "Prior Format" columns.

Subject Test Scores

Test Date	Test Name / Subscore Name	Scaled Score	% Below
-----------	---------------------------	--------------	---------

Score Recipient(s)

Your score reporting history is shown below. "Pending" indicates your scores are not yet available, or your order has not yet been processed.

Undergraduate Institution				
Report Date	Institution (Code)	Department (Code)	Test Type	Test Date
10/07/2015	U Southern California (4852)	Computer Engineering (1201)	General Test	09/28/2015

Score Recipient(s)				
Report Date	Institution or Fellowship Sponsor (Code)	Department (Code)	Test Type	Test Date
10/07/2015	U Illinois Urbana (1836)	Computer Engineering (1201)	General Test	09/28/2015
10/07/2015	Texas A&M Coll Station (6003)	Computer Engineering (1201)	General Test	09/28/2015
10/07/2015	U Florida (5812)	Computer Engineering (1201)	General Test	09/28/2015
10/07/2015	U Southern California (4852)	Computer Engineering (1201)	General Test	09/28/2015

* Undergraduate Institution does not wish to receive scores

** Score recipient not valid/active

QUESTIONS ABOUT THIS GRE EXAMINEE SCORE REPORT

Information to help you interpret your GRE scores is available at www.ets.org/gre/stupubs. If you have any questions concerning this GRE Report of Scores, call ETS at 1-609-771-7679 or 1-866-473-4373 (toll free for test takers in the U.S., U.S. Territories*, and Canada) between 8:00 a.m. and 7:45 p.m. EST or email gre-info@ets.org. For information about interpreting your scores, consult **Interpreting Your GRE Scores**, which is available at www.ets.org/gre/understand.

*Includes American Samoa, Guam, Puerto Rico, and U.S. Virgin Islands

SCORE REPORTING

Policies pertaining to score reporting and use are periodically reviewed and revised by the GRE Board. The policies and procedures explained in the 2013-14 *GRE Information and Registration Bulletin* are effective only for the time period of August 1, 2013 to June 30, 2014 and supersede previous policies and procedures in previous bulletins. GRE scores are reportable for five(5) years following the testing year (July 1 to June 30) in which you tested. Currently, GRE scores earned after July 1, 2008 are available.

PERCENTILE RANK (% BELOW)

The percentile ranks in this report indicate the percentage of examinees who scored below your score. Note that these percentile ranks may be different from those that applied when the scores were originally reported to you if the scores were earned prior to July 2013. This reflects annual updating of these data to permit admissions officers to compare scores, whenever earned, with those for a recent reference group.

RETAKE A GRE TEST

You can take the GRE revised General Test once every 21 days, and up to five times within any continuous rolling 12-month period. This applies even if you canceled your scores on a test taken previously. You may take the paper-based GRE revised General Test and GRE Subject Tests as often as they are offered.

Note: This policy will be enforced even if a violation is not immediately identified (e.g., inconsistent registration information) and test scores have been reported. In such cases, the invalid scores will be canceled and score recipients will be notified of the cancellation. Test fees will be forfeited.

SCORES NOT REPORTED

"Scores Not Reported" is listed in the Report Date column of the Score Recipients section of your score report if one of three scenarios occurs:

- You requested scores to be sent to an undergraduate institution that does not receive scores.
- The code for the graduate institution you designated to receive scores is no longer active.
- Your reportable score report does not include scores for the requested test.

12121A04A0 1618



TOEFL iBT® Test Taker Score Report

THIS IS A PDF DOWNLOADED AND PRINTED BY THE TEST TAKER, INTENDED FOR THE TEST TAKER'S PERSONAL RECORDS.

Name: Shaik, Mohammed Shamsuddin Samdhani
Last (Family/Surname) Name, First (Given) Name Middle Name

Email: coolshamsuddin@gmail.com

Gender: M

Registration Number: 0000 0000 2610 8100

Date of Birth: 01 Jul 1995

Test Date: 11 Oct 2015

Sponsor Code:

Shaik, Mohammed Shamsuddin Samdhani
28-1377/1,
New balaji colony
Chittoor, ANDHRA PRADESH 517001
India



TOEFL iBT Scaled Scores

Reading	26
Listening	29
Speaking	24
Writing	29
Total Score	108

Country of Birth: India

Native Language: URDU

Test Center: STN14931A - ANCONS International - Vijayawada

Test Center Country: India

Inst. Code	Dept. Code
1836	99
5812	99
4852	99
6003	99

Security Identification

ID Type: Passport

ID No.: xxxxxxxxxxxxxxxxxxxxxx6463

Issuing Country: India

24

Reading Skills	Level	Your Performance
Reading	High	<p>Test takers who receive a score at the HIGH level, as you did, typically understand academic texts in English that require a wide range of reading abilities regardless of the difficulty of the texts.</p> <p>Test takers who score at the HIGH level, typically</p> <ul style="list-style-type: none"> • have a very good command of academic vocabulary and grammatical structure; • can understand and connect information, make appropriate inferences, and synthesize ideas, even when the text is conceptually dense and the language is complex; • can recognize the expository organization of a text and the role that specific information serves within the larger text, even when the text is conceptually dense; and • can abstract major ideas from a text, even when the text is conceptually dense and contains complex language.
Listening Skills	Level	Your Performance
Listening	High	<p>Test takers who receive a score at the HIGH level, as you did, typically understand conversations and lectures in English that present a wide range of listening demands. These demands can include difficult vocabulary (uncommon terms, or colloquial or figurative language), complex grammatical structures, abstract or complex ideas, and/or making sense of unexpected or seemingly contradictory information.</p> <p>When listening to lectures and conversations like these, test takers at the HIGH level typically can</p> <ul style="list-style-type: none"> • understand main ideas and important details, whether they are stated or implied; • distinguish more important ideas from less important ones; • understand how information is being used (for example, to provide evidence for a claim or describe a step in a complex process); • recognize how pieces of information are connected (for example, in a cause-and-effect relationship); • understand many different ways that speakers use language for purposes other than to give information (for example, to emphasize a point, express agreement or disagreement, or convey intentions indirectly); and • synthesize information, even when it is not presented in sequence, and make correct inferences on the basis of that information.



Name: PATURU, CHATHURA

Last (Family/Surname) Name, First (Given) Name Middle Name

Email: chathurasvec@gmail.com

Gender: F

Date of Birth: 18 May 1993

Registration Number: 0000 0000 2522 7352

Test Date: 01 Aug 2015

Sponsor Code:

1108279005264

PATURU, CHATHURA

#507, Meghana Residency

Balaji Colony

Tirupati

Tirupati, Andhra Pradesh 517501

India



TOEFL Scaled Scores

Reading 20

Listening 22

Speaking 24

Writing 22

Total Score 88

Country of Birth: India

Inst. Code

Dept. Code

Native Language: TELUGU

Test Center: STN10927A - Christ University

Test Center Country: India

Security Identification

ID Type: Passport

ID No.: xxxxxxxxxxxxxxxxxxxxxx3804

Issuing Country: India

64

Reading Skills	Level	Your Performance
Reading	Intermediate	<p>Test takers who receive a score at the INTERMEDIATE level, as you did, typically understand academic texts in English that require a wide range of reading abilities, although their understanding of certain parts of the texts is limited.</p> <p>Test takers who receive a score at the INTERMEDIATE level typically</p> <ul style="list-style-type: none"> have a good command of common academic vocabulary but still have some difficulty with high-level vocabulary; have a very good understanding of grammatical structure; can understand and connect information, make appropriate inferences, and synthesize information in a range of texts but have more difficulty when the vocabulary is high level and the text is conceptually dense; can recognize the expository organization of a text and the role that specific information serves within a larger text but have some difficulty when these are not explicit or easy to infer from the text; and can abstract major ideas from a text but have more difficulty doing so when the text is conceptually dense.
Listening Skills	Level	Your Performance
Listening	High	<p>Test takers who receive a score at the HIGH level, as you did, typically understand conversations and lectures in English that present a wide range of listening demands. These demands can include difficult vocabulary (uncommon terms, or colloquial or figurative language), complex grammatical structures, abstract or complex ideas, and/or making sense of unexpected or seemingly contradictory information.</p> <p>When listening to lectures and conversations like these, test takers at the HIGH level typically can</p> <ul style="list-style-type: none"> understand main ideas and important details, whether they are stated or implied; distinguish more important ideas from less important ones; understand how information is being used (for example, to provide evidence for a claim or describe a step in a complex process); recognize how pieces of information are connected (for example, in a cause-and-effect relationship); understand many different ways that speakers use language for purposes other than to give information (for example, to emphasize a point, express agreement or disagreement, or convey intentions indirectly); and synthesize information, even when it is not presented in sequence, and make correct inferences on the basis of that information.



Copyright © 2013 by Educational Testing Service. All rights reserved. ETS, the ETS logos, TOEFL, and TOEFL iBT are registered trademarks of Educational Testing Service (ETS) in the United States and other countries. Other products and services mentioned herein may be trademarks of their respective owners.

IELTS

Test Report Form

2015-16 10121A04A3

ACADEMIC

NOTE Admission to undergraduate and post graduate courses should be based on the ACADEMIC Reading and Writing Modules.
GENERAL TRAINING Reading and Writing Modules are not designed to test the full range of language skills required for academic purposes.
It is recommended that the candidate's language ability as indicated in this Test Report Form be re-assessed after two years from the date of the test.

Centre Number

IND01

Date

12/DEC/2015

Candidate Number

089202

Candidate Details

Family Name

SHAIK

First Name

PEERULLAH HUSSAIN

Candidate ID

K9198196



Date of Birth

01/01/1993

Sex (M/F)

M

Scheme Code

Private Candidate

Country or Region
of Origin

Country of
Nationality

INDIA

First Language

TELUGU

Test Results

Listening

6.5

Reading

7.0

Writing

6.0

Speaking

6.0

Overall
Band
Score

6.5

CEFR
Level

B2

Administrator Comments

Centre stamp

Validation stamp



Administrator's
Signature

12/12/2015

Date

28/12/2015

Test Report Form
Number

15IN089202SHAP001A



CAMBRIDGE ENGLISH
Language Assessment
Part of the University of Cambridge

The validity of this IELTS Test Report Form can be verified online by recognising organisations at <http://ielts.org.uk>

PRINCIPAL
SREE SAINATH NAGAR, A. RANGAMPET
CHITTOOR (Dist.) - 517 102, A.P., INDIA.

COMMON ADMISSION TEST (CAT)-2015 INDIAN INSTITUTES OF MANAGEMENT



CAT 2015 SCORE CARD



Hruday

Name of the Candidate	CAT Registration Number / User Id	Gender	Date of Birth
HRUDAY LANKIPALLI	5098992	Male	02/Jun/1995
Candidate's Contact Details and Email Id	Category	PWD/DA Status(*)	Date and Time of Test
106 VENKATSAI RESIDENCY D.R.MAHAL RAOD TIRUPATI District: Others State: ANDHRA PRADESH Email: hruday2hruday@gmail.com	General	No	29/Nov/2015 02:30 PM - 05:30 PM

Section - 1		Section - 2		Section - 3		Total	
Verbal Ability & Reading Comprehension		Data Interpretation & Logical Reasoning		Quantitative Ability			
Scaled Score	Percentile	Scaled Score	Percentile	Scaled Score	Percentile	Overall Scaled Score	Overall Percentile
32.32	60.23	14.32	52.86	43.13	91.29	89.77	75.4

Instructions:

- Only candidates who have taken the Common Admission Test (CAT 2015) are entitled to receive the score card. Keep a print-out of this score card for your information pertaining to CAT 2015. You will not receive score card by email or by post.
- The Overall Scaled Score is the sum of the scaled scores of the candidate in different components.
- Percentile refers to percentage of candidates who receive score less than or equal to the score obtained by the candidate.
- IIMs and Non-IIM member institutions independently decide how to use CAT 2015 scores on the basis of their own selection process. The scores are to be used only for selecting the candidates to their Post Graduate / Fellow Programme(s) in Management.
- Detection of instances of incorrect information and process violation by a candidate at any stage will lead to disqualification of the candidate. Candidate's score will become null and void and he/she will not be allowed to appear for CAT in future. If such instances go undetected during the current selection process but are detected in subsequent years, such disqualification will take place with retrospective effect.
- All queries regarding post-CAT 2015 selection process must be directed to respective IIMs. CAT Centre will not answer post-CAT related queries.
- CAT 2015 score is valid only until 31st December 2016 and subject to meeting the minimum eligibility marks in the qualifying examination.
- Toll free number 1800-266-0207 will be available till 20th January, 2016 and the webmail support cathelpdesk@iimcat.ac.in will be available till 31st March, 2016 respectively.

(*) Person with disability/ Differently Abled Candidates.

Batch No: 1630
12121A04B2

COMMON ADMISSION TEST (CAT)-2015 INDIAN INSTITUTES OF MANAGEMENT



CAT 2015 SCORE CARD



V.M. Rupesh

Name of the Candidate	CAT Registration Number / User Id	Gender	Date of Birth
RUPESH VM	5256016	Male	27/Sep/2000
Candidate's Contact Details and Email Id	Category	PWD/DA Status(*)	Date and Time of Test
5-47 ARUNDATHIPURAM PUDIPATLA POST TIRUPATHI	SC	No	29/Nov/2015
District: Others State: ANDHRA PRADESH			9:00 AM - 12:00 Noon
Email: varanasimanirupesh27@gmail.com			

Section - 1		Section - 2		Section - 3		Total	
Verbal Ability & Reading Comprehension		Data Interpretation & Logical Reasoning		Quantitative Ability			
Scaled Score	Percentile	Scaled Score	Percentile	Scaled Score	Percentile	Overall Scaled Score	Overall Percentile
26.37	48.96	12.97	48.45	19.24	64.59	58.58	53.12

Instructions:

- Only candidates who have taken the Common Admission Test (CAT 2015) are entitled to receive the score card. Keep a print-out of this score card for your information pertaining to CAT 2015. You will not receive score card by email or by post.
- The Overall Scaled Score is the sum of the scaled scores of the candidate in different components.
- Percentile refers to percentage of candidates who receive score less than or equal to the score obtained by the candidate.
- IIMs and Non-IIM member institutions independently decide how to use CAT 2015 scores on the basis of their own selection process. The scores are to be used only for selecting the candidates to their Post Graduate / Fellow Programme(s) in Management.
- Detection of instances of incorrect information and process violation by a candidate at any stage will lead to disqualification of the candidate. Candidate's score will become null and void and he/she will not be allowed to appear for CAT in future. If such instances go undetected during the current selection process but are detected in subsequent years, such disqualification will take place with retrospective effect.
- All queries regarding post-CAT 2015 selection process must be directed to respective IIMs. CAT Centre will not answer post-CAT related queries.
- CAT 2015 score is valid only until 31st December 2016 and subject to meeting the minimum eligibility marks in the qualifying examination.
- Toll free number 1800-266-0207 will be available till 20th January, 2016 and the webmail support cathelpdesk@iimcat.ac.in will be available till 31st March, 2016 respectively.

(*) Person with disability/ Differently Abled Candidates.

1620

12121A0482

ECE - B

NMAT
by GMAC**NMAT by GMAC™ 2015 Revised Score Card**

18th Feb, 2016

Candidate Name : PALICHERLA SOUMYA
 Registration No. : 61594512
 Gender : Female
 DOB : 27/08/1995
 Email Id : crazysoumya2711@gmail.com
 Address : 24-2/435, SARASWATHI NAGAR,
 DARGAMITTA, NELLORE-52400
 3



	Quantitative Skill		Language Skill		Logical Reasoning		Total	
NMAT by GMAC™ 12/16/2015 Chennai	Max	Scaled	Max	Scaled	Max	Scaled	Total	Scaled
	144	61	96	47	120	52	360	160

	Quantitative Skill			Language Skill			Logical Reasoning			Total	
Final Percentile Score	Max	Scaled	Percentile	Max	Scaled	Percentile	Max	Scaled	Percentile	Scaled	Percentile
	144	61	41.317	96	47	24.810	120	52	26.809	160	29.424

****No Show :** No show indicates that you had scheduled but did not appear for the test.

Important Notes

- The NMAT by GMAC™ 2015 Revised Score Card overrides the previous score card issued for 2015. The previous score card is not valid anymore.
- **Scaled Score:** The scores reported are the scaled scores arrived at by establishing psychometric equivalence to adjust for any variation in difficulty level across the test.
- **Score Validity:** Your 2015 NMAT by GMAC™ score is valid for admissions into management programs for the 2016-2018 academic sessions. Please check the respective school's website for more details.
- All institutions accepting the NMAT by GMAC™ exam will independently decide how to use the NMAT by GMAC™ scores.
- If GMAC determines that you have misrepresented yourself during registration or violated any of our testing policies / processes, we reserve the right to cancel your scores. You may also be ineligible to appear for the NMAT by GMAC™ exam in the future.
- **Final Percentile Score:** Your final percentile score refers to the percentage of candidates who have scored less than or equal to you in a given section. The highest scaled score amongst all your attempts is used in calculating your final percentile score.

GMAC is the owner and administrator of NMAT by GMAC and GMAT exams.



NMAT™ is a registered trademark of Graduate Management Global Connection (India) Private Limited (GMGC), a subsidiary of the Graduate Management Admission Council (GMAC). NMAT by GMAC™ is a trademark, GMAC® & Graduate Management Admission Council® are registered trademarks of GMAC in the United States, India and other countries.



Scorecard
Number
KJYF3

GATE 2016 Scorecard

Graduate Aptitude Test in Engineering

2012-16
2016 passed out

17

Name

GUNAPATI CHANDRASEKHAR REDDY

Registration Number

EE16S67014142

Examination Paper

Electrical Engineering (EE)



G. Chandrasekhar Reddy
(Candidate's Signature)

GATE Score

547

Mark out of 100*

42.42

Qualifying Marks**

25.1

General

22.5

OBC (NCL)

16.7

SC/ST/PwD

Valid from March 23, 2016 to March 22, 2019

All India Rank in this paper

4364

Number of Candidates
Appeared in this paper

125859

* Normalized marks for multisession papers

** A candidate is considered qualified if the marks secured are greater than or equal to the qualifying marks mentioned in the relevant category for which a valid category certificate, if applicable, must be produced along with this scorecard.

Digital Fingerprint : 2e2cd392b6d3db485013566fc5342412

March 23, 2016

Organizing Chairperson GATE2016 on behalf of NCB-GATE, for MHRD

T. Bhattacharyya
Prof. Tirthankar Bhattacharyya

Organizing Institute for GATE 2016 Indian Institute of Science

Candidate's Details

Candidate's Performance

Bounds

2015-16
Exam



Scorecard
Number
Q6HUX

GATE 2016 Scorecard

Graduate Aptitude Test in Engineering

Name

JANAKIRAMAIAH SHESHU

Registration Number

EE16S87017035

Examination Paper

Electrical Engineering (EE)



Sheshu. J

(Candidate's Signature)

GATE Score

333

Mark out of 100*

23.65

Qualifying Marks**

25.1

22.5

16.7

General

OBC (NCL)

SC/ST/PwD

Valid from March 23, 2016 to March 22, 2019

All India Rank in this paper

19461

Number of Candidates
Appeared in this paper

125859

* Normalized marks for multisession papers

** A candidate is considered qualified if the marks secured are greater than or equal to the qualifying marks mentioned in the relevant category for which a valid category certificate, if applicable, must be produced along with this scorecard.

Digital Fingerprint : 3162a94e7e071ab498949f2935a6a7d8

March 23, 2016

Organizing Chairperson GATE2016 on behalf of NCB-GATE, for MHRD

T. Bhattacharyya

Prof. Tirthankar Bhattacharyya

Candidate's Details

Bounds Candidate's Performance

Organizing Institute for GATE 2016 Indian Institute of Science



Scorecard
Number
WMTVK

GATE 2016 Scorecard

Graduate Aptitude Test in Engineering

Name

KAPPA CHARAN

Registration Number

EE16S87021010

Examination Paper

Electrical Engineering (EE)



K. charan

(Candidate's Signature)

GATE Score

449

Valid from March 23, 2016 to March 22, 2019

Mark out of 100*

33.83

All India Rank in this paper

8904

Qualifying Marks**

25.1

22.5

16.7

General

OBC (NCL)

SC/ST/PwD

Number of Candidates
Appeared in this paper

125859

* Normalized marks for multisession papers

** A candidate is considered qualified if the marks secured are greater than or equal to the qualifying marks mentioned in the relevant category for which a valid category certificate, if applicable, must be produced along with this scorecard.

Digital Fingerprint : eda1aa97a5dc71b1f35f047afdc39999

March 23, 2016

Organizing Chairperson GATE2016 on behalf of NCB-GATE, for MHRD

T. Bhattacharyya

Prof. Tirthankar Bhattacharyya



Scorecard
Number
X8556

GATE 2016 Scorecard

Graduate Aptitude Test in Engineering

20

Name

PARVATHAM RAJAKULLAYAPPA

Registration Number

EE16S87018014

Examination Paper

Electrical Engineering (EE)

12121A02C2



[Signature]

(Candidate's Signature)

GATE Score

652

Valid from March 23, 2016 to March 22, 2019

Mark out of 100*

51.57

All India Rank in this paper

1861

Qualifying Marks**

25.1

22.5

16.7

General

OBC (NCL)

SC/ST/PWD

**Number of Candidates
Appeared in this paper**

125859

* Normalized marks for multisession papers

** A candidate is considered qualified if the marks secured are greater than or equal to the qualifying marks mentioned in the relevant category for which a valid category certificate, if applicable, must be produced along with this scorecard.

Digital Fingerprint : a86af026c5190c8cb1768615a43b34d7

March 23, 2016

Organizing Chairperson GATE2016 on behalf of NCB-GATE, for MHRD

T. Bhattacharyya

Prof. Tirthankar Bhattacharyya

Organizing Institute for GATE 2016 Indian Institute of Science



Scorecard
Number
E77UK

GATE 2016 Scorecard

Graduate Aptitude Test in Engineering

Name


DEVARASETTY MADHUBABU

Registration Number

EE16S87021013

Examination Paper

Electrical Engineering (EE)



D. Madhu Babu.

(Candidate's Signature)

GATE Score

468

Mark out of 100*

35.48

Qualifying Marks**

25.1

General

22.5

OBC (NCL)

16.7

SC/ST/PwD

Valid from March 23, 2016 to March 22, 2019

All India Rank in this paper

7819

Number of Candidates
Appeared in this paper

125859

* Normalized marks for multisession papers

** A candidate is considered qualified if the marks secured are greater than or equal to the qualifying marks mentioned in the relevant category for which a valid category certificate, if applicable, must be produced along with this scorecard.

Digital Fingerprint : 0f66e1e4433c746ad364261e42fa184e

March 23, 2016

Organizing Chairperson GATE2016 on behalf of NCB-GATE, for MHRD

T. Bhattacharyya

Prof. Tirthankar Bhattacharyya



VANGIMALLA, SIVATEJAREDDY

GRE, MAT, CAT - 2015-16
12 admitted Ruten.

12/21/16

(Family/Surname) Name, First (Given) Name, Middle Initial

Address: Flat no 22, RNR Avenue, KT Road
Tirupalli, 517501

Email Address: sivateja619@gmail.com

Phone Number: 09000582458

Date of Birth: 02/21/1995

Social Security Number (last 4 digits):

Gender: Male

Intended Graduate Major Code: 1299

Intended Graduate Major: Engineering - Electrical and Electronics - Electrical &
Electronics Engineering - Other

Most Recent Test Date: 12/28/2015

Registration Number: 4845951

All dates are formatted as MM/DD/YYYY.

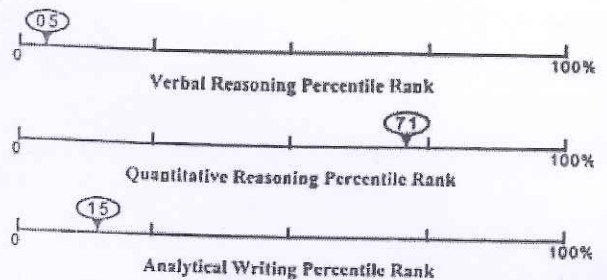
This score report includes all of your General Test and Subject Test scores earned from July 1, 2008 to the present. Only reported scores are available for display.

Examinee Score Report

Note: This report is not valid for transmission of scores to an institution.

Print Date: 02/26/2016

MOST RECENT GENERAL TEST



General Test Scores

Test Date MM/DD/YYYY	Verbal Reasoning*				Quantitative Reasoning*				Analytical Writing	
	Prior Format Scaled Score	Estimated Current Score	Current Format Scaled Score	% Below	Prior Format Scaled Score	Estimated Current Score	Current Format Scaled Score	% Below	Score	% Below
12/28/2015			137	05			158	71	3.0	15

NS - No Score. Indicates that no questions were answered.
* The GRE Verbal Reasoning and Quantitative Reasoning score scales changed in August 2011. For tests taken August 2011 or later, scores are printed in the "Current Format" columns. For tests taken before August 2011, scores on the prior scales and the corresponding estimated scores on the current scales are printed in the "Prior Format" columns.

Subject Test Scores

Test Date	Test Name / Subscore Name	Scaled Score	% Below
-----------	---------------------------	--------------	---------

Score Recipient(s)

Your score reporting history is shown below. "Pending" indicates your scores are not yet available, or your order has not yet been processed.

Undergraduate Institution

Report Date	Institution (Code)	Department (Code)	Test Type	Test Date
01/13/2016	U Texas Dallas (6897)	Management Information Systems (4303)	General Test	12/28/2015
01/13/2016	California St U Long Beach (4389)	Management Information Systems (4303)	General Test	12/28/2015
01/13/2016	Minnesota St U Mankato (6677)	Management Information Systems (4303)	General Test	12/28/2015
01/08/2016	U Texas Arlington (6013)	Management Information Systems (4303)	General Test	12/28/2015

* Undergraduate institution does not wish to receive scores
* Score recipient not valid/active

QUESTIONS ABOUT THIS GRE EXAMINEE SCORE REPORT

Information to help you interpret your GRE scores is available at www.ets.org/gre/supubs. If you have any questions concerning this GRE Report of Scores, call ETS at 1-609-771-7679 or 1-866-473-4373 (toll free for test takers in the U.S., U.S. Territories*, and Canada) between 8:00 a.m. and 7:45 p.m. EST or email gre-info@ets.org. For information about interpreting your scores, consult *Interpreting Your GRE Scores*, which is available at www.ets.org/gre/understand.
*Includes American Samoa, Guam, Puerto Rico, and U.S. Virgin Islands

SCORE REPORTING

Policies pertaining to score reporting and use are periodically reviewed and revised by the GRE Board. The policies and procedures explained in the 2013-14 GRE Information and Registration Bulletin are effective only for the time period of August 1, 2013 to June 30, 2014 and supersede previous policies and procedures in previous bulletins. GRE scores are reportable for five(5) years following the testing year (July 1 to June 30) in which you tested. Currently, GRE scores earned after July 1, 2008 are available.

PERCENTILE RANK (% BELOW)

The percentile ranks in this report indicate the percentage of examinees who scored below your score. Note that these percentile ranks may be different from those that applied when the scores were originally reported to you if the scores were earned prior to July 2013. This reflects annual updating of these data to permit admissions officers to compare scores, whenever earned, with those for a recent reference group.

RE TAKING A GRE TEST

You can take the GRE revised General Test once every 21 days, and up to five times within any continuous rolling 12-month period. This applies even if you canceled your scores on a test taken previously. You may take the paper-based GRE revised General Test and GRE Subject Tests as often as they are offered. This policy will be enforced even if a violation is not immediately identified (e.g., inconsistent registration information) and test scores have been reported. In such cases, the invalid scores will be canceled and score recipients will be notified of the cancellation. Test fees will be forfeited.

SCORES NOT REPORTED

"Scores Not Reported" is listed in the Report Date column of the Score Recipients section of your score report if one of three scenarios occurs:
- You requested scores to be sent to an undergraduate institution that does not receive scores.
- The code for the graduate institution you designated to receive scores is no longer active.
- Your reportable score record does not include scores for the requested test.

Note: This report is not valid for transmission of scores to an institution.

DSR/KL
X

monishamallarapu@gmail.com 12121A0275
7382617083



TEST TAKER SCORE REPORT

Note: This report is not valid for transmission of scores to an institution.

Monisha Mallarapu

Most Recent Test Date: August 13, 2018

Address: 1-29, Ragimanupenta village, Bangarupalem Mandal, Chittoor, Andhra Pradesh, 517429 India

Registration Number: 3822820
Print Date: August 22, 2018

Email: monishamallarapu@gmail.com

Phone: 91-7382617083

Date of Birth: September 23, 1995

Social Security Number (Last Four Digits):

Gender: Female

Intended Graduate Major: Management Information Systems (4303)

Your Scores for the General Test Taken on August 13, 2018



Your Test Score History

General Test Scores

Test Date	Verbal Reasoning		Quantitative Reasoning		Analytical Writing	
	Scaled Score	Percentile	Scaled Score	Percentile	Score	Percentile
August 13, 2018	138	8	155	58	3.0	17

Subject Test Scores

You do not have reportable test scores at this time.

Your Score Recipient(s)

Undergraduate Institution

Report Date	Institution (Code)	Department (Code)	Test Title	Test Date
-------------	--------------------	-------------------	------------	-----------

NPKR
for info & follow-up
JH

Test Report Form

NOTE Admission to undergraduate and post graduate courses should be based on the ACADEMIC Reading and Writing Modules. GENERAL TRAINING Reading and Writing Modules are not designed to test the full range of language skills required for academic purposes. It is recommended that the candidate's language ability as indicated in this Test Report Form be re-assessed after two years from the date of the test.

Centre Number

IN855

Date

02/AUG/2018

Candidate Number

174269

Candidate Details

Family Name

MALLARAPU

First Name

MONISHA

Candidate ID

N1840967



Date of Birth

23/09/1995

Sex (M/F)

F

Scheme Code

Private Candidate

Country or Region of Origin

Country of Nationality

INDIA

First Language

TELUGU

Test Results

Listening

7.5

Reading

7.5

Writing

6.0

Speaking

6.5

Overall Band Score

7.0

CEFR Level

C1

Administrator Comments

Assistant Professor
Dept of Computer Science & Engineering
Sree Vidya Vignana Engineering College
Sree Vidya Vignana Engineering College
Chittoor District, Andhra Pradesh, India

Centre stamp



Validation stamp



Administrator's Signature

[Signature]

Date

14/08/2018

Test Report Form Number

18IN174269MALM855A

COMMON ADMISSION TEST (CAT)-2015 INDIAN INSTITUTES OF MANAGEMENT



CAT 2015 SCORE CARD

12/21 A0201

40



A. Keerthana


Name of the Candidate	CAT Registration Number / User Id	Gender	Date of Birth
A KEERTHANA	5049095	Female	14/Jan/1995
Candidate's Contact Details and Email Id	Category	PWD/DA Status(*)	Date and Time of Test
BHASKAR HAIR STYLE DOOR NO 1-2-132 PRAKASAM ROAD OPP SREE RAMA KALAYANI THERATER District: Chittoor State: ANDHRA PRADESH Email: yomakeerthana@gmail.com	NC-OBC	Yes	29/Nov/2015 02:30 PM - 05:30 PM

Section - 1		Section - 2		Section - 3		Total	
Verbal Ability & Reading Comprehension		Data Interpretation & Logical Reasoning		Quantitative Ability			
Scaled Score	Percentile	Scaled Score	Percentile	Scaled Score	Percentile	Overall Scaled Score	Overall Percentile
29.05	54.29	17.7	61.55	15.18	56.03	61.93	55.97

Instructions:

- Only candidates who have taken the Common Admission Test (CAT 2015) are entitled to receive the score card. Keep a print-out of this score card for your information pertaining to CAT 2015. You will not receive score card by email or by post.
- The Overall Scaled Score is the sum of the scaled scores of the candidate in different components.
- Percentile refers to percentage of candidates who receive score less than or equal to the score obtained by the candidate.
- IIMs and Non-IIM member institutions independently decide how to use CAT 2015 scores on the basis of their own selection process. The scores are to be used only for selecting the candidates to their Post Graduate / Fellow Programme(s) in Management.
- Detection of instances of incorrect information and process violation by a candidate at any stage will lead to disqualification of the candidate. Candidate's score will become null and void and he/she will not be allowed to appear for CAT in future. If such instances go undetected during the current selection process but are detected in subsequent years, such disqualification will take place with retrospective effect.
- All queries regarding post-CAT 2015 selection process must be directed to respective IIMs. CAT Centre will not answer post-CAT related queries.
- CAT 2015 score is valid only until 31st December 2016 and subject to meeting the minimum eligibility marks in the qualifying examination.
- Toll free number 1800-266-0207 will be available till 20th January, 2016 and the webmail support cathelpdesk@iimcat.ac.in will be available till 31st March, 2016 respectively.

(*) Person with disability/ Differently Abled Candidates.



Common
Admission
Process for
Post
Graduate
Programme
in
Management
[Print Form](#)

Common Admission Process for Post Graduate Programme in Management

Dear A KEERTHANA,

Thanks for submitting the Application form successfully. Please note the ref number for further communication.

Reference. No.: 0000000945.

Congratulations ! You have been shortlisted for further consideration for admission to:

- IIM Tiruchirappalli

Current WAT and PI Schedule

Date : 29-02-2016

Venue : HOTEL SHELTER,
No.19, 20 & 21, Venkatesa Agaraharam Street,
Mylapore, Chennai - 600 004
E-Mail: shelter@vsnl.com
Phone :- 044-49241919 / 49241909

Slot : Afternoon 12:30 PM

Kindly Note:

When you come for the WAT & PI process, please carry the following :

1. Personal Data Form duly filled in (You can reprint by logging in at <http://cap.iimkashipur.ac.in/>)
2. Original and attested copy of
 - a. CAT 2015 score card
 - b. Certificates of Educational Qualifications
 - c. Marksheets pertaining to Class X, Class XII and Graduation
 - d. Certificates in respect of reservation (NC-OBC, SC, ST, DAP(if applicable)
 - e. Certificates in respect of extra-curricular and other extra activities (if applicable)

Thanks,

Team IIM Kashipur



MAT-Score^(TM)

Management Aptitude Test

NAME:
HARISH

FORM NUMBER:
402195

GENDER: M

TEST MONTH & YEAR:
FEBRUARY 2016

DOB :
DEGREE:
CATEGORY:
WORK EXP IN
MONTHS:

ROLL NUMBER
504610067

06 May 1995
ENGINEERING
ST
NOT WORKING

SCALED SCORES

Language Comprehension	Percentile Below	Mathematical Skills	Percentile Below	Data Analysis & Sufficiency	Percentile Below	Intelligence & Critical Reasoning	Percentile Below	Composite Score	Percentile Below
50.82	51.86	55.56	78.58	51.33	60.57	54.57	64.88	604.5	71.4
Indian & Global Environment	Percentile Below	SCORE VALID UPTO: FEBRUARY 2017							
43.53	31.58								

Note:

- Please refer to the last two pages of the MAT Bulletin to interpret your score.
- Your score has already been advised to the institutes opted for by you.
- Individual MAT score card is being dispatched separately by post to your recorded address.

2/22/2016

12121A0212

EEE-A



MAT-Score^(TM)

Management Aptitude Test

NAME:
HARISH

FORM NUMBER:
402195

GENDER: M

TEST MONTH & YEAR:
FEBRUARY 2016

DOB :
DEGREE:
CATEGORY:
WORK EXP IN
MONTHS:

ROLL NUMBER
504610067

06 May 1995
ENGINEERING
ST
NOT WORKING

SCALED SCORES

Language Comprehension	Percentile Below	Mathematical Skills	Percentile Below	Data Analysis & Sufficiency	Percentile Below	Intelligence & Critical Reasoning	Percentile Below	Composite Score	Percentile Below
50.82	51.86	55.56	78.58	51.33	60.57	54.57	64.88	604.5	71.4
Indian & Global Environment	Percentile Below	SCORE VALID UPTO: FEBRUARY 2017							
43.53	31.58								

Note:

- Please refer to the last two pages of the MAT Bulletin to interpret your score.
- Your score has already been advised to the institutes opted for by you.
- Individual MAT score card is being dispatched separately by post to your recorded address.
- You may download the score card for reference.

© AIMA



harish banavathu <harishbanavatu@gmail.com>

MAT Interview Call Letter | Apply before 12th March 2016

1 message

Priya <admission@isbrcampus.co.in>
Reply-To: admission@isbrcampus.co.in
To: harishbanavatu@gmail.com

25 February 2016 at 09:38

Ref No.: ISBR/2016/Management Program/MAT 2016

Date: 23rd February 2016**SUB: INTERVIEW CALL LETTER for admission to ISBR Business School, Bangalore / Chennai****LAST DATE TO APPLY: 12th March 2016, 5 pm****TO APPLY ONLINE CLICK HERE**

Dear HARISH,

Congratulations on your performance in MAT 2016.

We are pleased to inform that you have been short listed for Interview Process at ISBR Business School Bangalore / Chennai for 2016 Batch based on your MAT 2016 Score.

ISBR Group has achieved 25+ Years of Excellence in Quality Teaching & has 100+ Resource Persons with strong Corporate tie-ups. It is Ranked as 10th Best in Industry Interaction & Rated as 12th Best MBA College in South India. This institute also categorizes as "A" category institutes of India and is Ranked 1st among the New Generation B-Schools of India. Recently, ISBR has received "Best B-School Campus Excellence Award" for its infrastructure and "Exemplary Placement Award" for its quality placements by Discovery.

Placements has been a major strength of our institute with highest salary achieved being 28 lakh p.a. Overall our institute has earned reputation among parents, students, faculty, corporate and associates.

Your next step for Admission

Kindly send the Application form duly filled with recent photographs and marks cards along with a DD of Rs.1000/- in favor of "ISBR" payable at Bangalore / Chennai on or before **12th March 2016, 5 PM** (Click here to download Application Form)

You can also fill the application form online by visiting www.isbr.in (Click here to fill application form online)

A hard copy of the prospectus, application form, fee structure and interview call letter has already been couriered to you. In case of non-receipt, kindly download the application form, fee structure and the college prospectus from the website www.isbr.in (click here to download).

Admissions will be based on the performance in the interview process. Interviews would be held at all major cities across India.

For more details, please visit www.isbr.in or call us on 09444334755 / 09845100510 or

4/9/2016

Gmail - Call for Selection Process - PGPM / MBA program



harish banavathu <harishbanavatu@gmail.com>

Call for Selection Process - PGPM / MBA program

2 messages

IBS Admissions <ibsadmissions@ibsindia.org>
To: harishbanavatu@gmail.com

1 April 2016 at 14:22

April 1, 2016

Application No: 301131

Name: HARISH B

Dear Mr HARISH B,

Selection Process venue	Bengaluru 25/D, CRS WEST COLONY RAILWAY QUARTERS SETTIPALLI Mysore Road, Kengeri Bangalore 560 060Mysore Road, KengeriMysore Road, Kengeri
Selection Process Date	03-Apr-16
Reporting Time	9:00 am

Sub: Call for Selection Process – PGPM / MBA program

We are happy to inform you that you have been shortlisted and invited to attend the selection process as per the above schedule. The selection process is conducted for the following programs:

- MBA program offered by IBS Dehradun and IBS Jaipur
- PGPM program offered by IBS Ahmedabad, IBS Bengaluru, IBS Gurgaon, IBS Kolkata, IBS Mumbai and IBS Pune.

Reporting:

You have to report at the selection process venue sharp by 9.00 am.



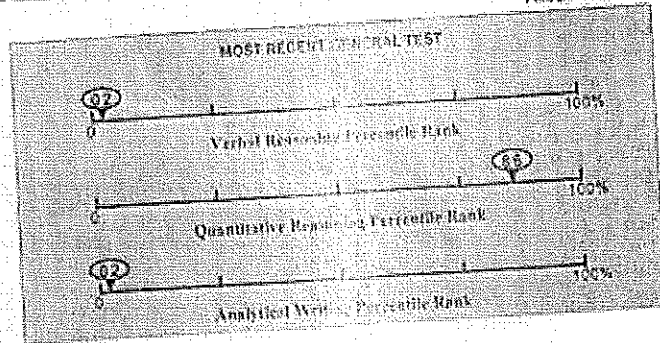
ILAVA, SETHUSAIKUMAR

Examinee Score Report

Note: This report is not valid for transmission of scores to an institution.

Print Date: 04/27/2014

Family (Surname) Name, First (Given) Name, Middle Initial	ILAVAKUMAR SETHUSAIKUMAR
Pass	1204AYKAMCHERUMIPALLI GUNDAPALLI IRLA ANDHRA PRADESH CHITTOOR 517131
Email Address	SETHUSAIG@GMAIL.COM
Phone Number	8866122533
Date of Birth	26/06/1988
Gender	Male
Current Graduate Major Code	5199
Current Graduate Major	Undeclared - Other Fields Not Listed
Last Reported Test Date	11/07/2013
Registration Number	4702162



Test dates are formatted as MM-DD-YYYY.

This score report includes all of your General Test and Subject Test scores earned from July 1, 2008 to the present. Only reported scores are available for GRE®.

General Test Scores					Quantitative Reasoning*				Analytical Writing	
Test Date MM-DD-YYYY	Verbal Reasoning*				Prior Format		Current Format		Score	% Below
	Prior Format	Current Format	Score	% Below	Score	Estimated Current Score	Score	% Below		
11/07/2013	124	124	124	0%	163	163	163	0%	2.0	0%

*Verbal Reasoning scores are reported in two formats: Prior Format and Current Format.

The GRE® Verbal Reasoning and Quantitative Reasoning score scales changed in August 2011. For tests taken August 2011 or later, scores are printed in the "Current Format" column. For tests taken before August 2011, scores are printed in the "Prior Format" column.

Subject Test Scores

Test Date	Test Name / Subscore Name	Scaled Score	% Below
-----------	---------------------------	--------------	---------

Score Recipient(s)

Your score reporting history is shown below. "Pending" indicates your scores are not yet available, or your order has not yet been processed.

Test Type	Test Date
General Test	11/07/2013

Test Type	Test Date
General Test	11/07/2013

*Score recipient(s) does not apply to score reports.

*Score recipient(s) does not apply to score reports.

QUESTIONS ABOUT THIS GRE EXAMINEE SCORE REPORT

Information to help you interpret your GRE scores is available at www.ets.org/gre/score. If you have any questions concerning the GRE Report of Scores, call ETS at 1-800-771-4678 or write to ETS, 3601 Market Street, Princeton, NJ 08541, U.S.A. For more information about interpreting your scores, consult the GRE® Score Guide, which is available at www.ets.org/gre/score.

GRE scores are reported for the United States, Canada, Mexico, and the United Kingdom. GRE scores are also reported for the following countries: Argentina, Australia, Brazil, Canada, China, France, Germany, India, Italy, Japan, Korea, Malaysia, Mexico, New Zealand, Norway, Pakistan, Philippines, Saudi Arabia, Singapore, South Africa, Spain, Sweden, Switzerland, Taiwan, Thailand, United Kingdom, United States, and Vietnam.

SCORE REPORTING

GRE scores are reported for the United States, Canada, Mexico, and the United Kingdom. GRE scores are also reported for the following countries: Argentina, Australia, Brazil, Canada, China, France, Germany, India, Italy, Japan, Korea, Malaysia, Mexico, New Zealand, Norway, Pakistan, Philippines, Saudi Arabia, Singapore, South Africa, Spain, Sweden, Switzerland, Taiwan, Thailand, United Kingdom, United States, and Vietnam.

PERCENTILE RANK (% BELOW)

The percentile rank in this report indicates the percentage of examinees who scored below your score. Note that these percentile ranks may be different from those that appeared when the scores were originally reported to you if the scores were earned prior to July 2013. The report also includes updating of these data to permit admissions officers to compare scores, when known, with those for a recent reference group.

RETAKING A GRE TEST

You can take the GRE revised General Test once every 21 days and up to five times within any continuous rolling 12-month period. This applies even if you canceled your scores on a test taken previously. You may take the paper-based GRE revised General Test and GRE Subject Tests as often as they are offered. This policy will be enforced even if a violation is not immediately identified (e.g., in participant registration information) and test scores have been released for such cases. The latest scores will be canceled and score recipients will be notified of the cancellation. Test fees will be forfeited.

SCORES NOT REPORTED

"Scores Not Reported" is listed in the Report Date column of the Score Recipient(s) section of your score report if any of three scenarios occurs:

- You requested scores to be sent to an undergraduate institution that does not receive scores.
- The code for the graduate institution you designated to receive scores is no longer active.
- Your reportable score report does not include scores for the requested test.

Note: This report is not valid for transmission of scores to an institution.



Nadhendla, Kusuma

Examinee Score Report

Note: This report is not valid for transmission of scores to an institution.

Print Date: 12/02/2014

Last Family Name: Nadhendra, First Name: Kusuma

Address: 21100 T Pudur, Thiruvananthapuram
#4-18, Kshatrasahasra Nandapadam
Chittur, 517133

Email Address: kusumagadhendra@gmail.com

Phone Number: +918008416821

Date of Birth: 08/21/1994

Social Security Number (last 4 digits):

Gender: Female

Intended Graduate Major Code: 0502

Intended Graduate Major: Undecided - Undecided

Most Recent Test Date: 11/16/2013

Registration Number: 4342988

All dates are formatted as MM/DD/YYYY.

This score report includes all of your General Test and Subject Test scores earned from July 1, 2008 to the present. Only reported scores are available for display.

General Test Scores

Test Date MM/DD/YYYY	Verbal Reasoning*				Quantitative Reasoning*				Analytical Writing	
	Scaled Score	Estimated Current Score	Current Format Scaled Score	% Below	Scaled Score	Estimated Current Score	Current Format Scaled Score	% Below	Score	% Below
11/16/2013			141	13			150	40	3.5	37

*No Score: Indicates that no questions were answered.
 *The GRE Verbal Reasoning and Quantitative Reasoning score scales changed in August 2011. For tests taken August 2011 or later, scaled scores are printed in the "Current Format" column. For tests taken before August 2011, scores in the prior scales and the corresponding estimated scores in the current scales are printed in the "Prior Format" column. For tests taken before August 2011, scores in the prior

Subject Test Scores

Test Date	Test Name / Subscore Name	Scaled Score	% Below
-----------	---------------------------	--------------	---------

Score Recipient(s)

Your score reporting history is shown below. "Pending" indicates your scores are not yet available, as your order has not yet been processed.

Undergraduate Institution

Report Date	Institution (Code)	Department (Code)	Test Type	Test Date
-------------	--------------------	-------------------	-----------	-----------

Score Recipient(s)

Report Date	Institution or Fellowship Sponsor (Code)	Department (Code)	Test Type	Test Date
-------------	--	-------------------	-----------	-----------

Undergraduate institution does not wish to receive scores.
 Score recipient not indicated.

QUESTIONS ABOUT THIS GRE EXAMINEE SCORE REPORT

Information to help you interpret your GRE scores is available at www.ets.org/interpret. If you have any questions concerning the GRE Report of Scores, call ETS at 1-800-771-7679 or 1-888-473-4173 (toll-free for test takers in the U.S., U.S. Territories, and Canada) between 9:00 a.m. and 7:00 p.m. EST or email greinfo@ets.org. For information about interpreting your scores, consult *Interpreting Your GRE Scores*, which is available at www.ets.org/gre/understand. Includes American, Canadian, Mexican, and U.S. Virgin Islands.

SCORE REPORTING

Policies pertaining to score reporting and use are periodically reviewed and revised by the GRE Board. The policies and procedures explained in the 2013-14 GRE Information and Registration Bulletin are effective only for the time period of August 1, 2013 to June 30, 2014 and supersede previous policies and procedures in previous bulletins. GRE scores are reportable for five (5) years following the testing year (July 1 to June 30) in which you tested. Currently, GRE scores earned after July 1, 2013 are available.

PERCENTILE RANK (% BELOW)

The percentile ranks in this report indicate the percentage of examinees who scored below your score. Note that these percentile ranks may be different from those that applied when the scores were originally reported to you if the scores were earned prior to July 2013. This reflects annual updating of these data to permit admissions officers to compare scores, whenever earned, with those for a recent reference group.

RETAKE A GRE TEST

You can take the GRE revised General Test once every 21 days, and up to five times within any continuous rolling 12-month period. This applies even if you received your scores on a test taken previously. You may take the paper-based GRE revised General Test and GRE Subject Tests as often as they are offered.

Note: This policy will be enforced even if a violation is not immediately identified (e.g., inconsistent registration information) and test scores have been reported. In such cases, the invalid scores will be canceled and score recipients will be notified of the cancellation. Test fees will be refunded.

SCORES NOT REPORTED

"Scores Not Reported" is listed in the Report Date column of the Score Recipients section of your score report if one of three scenarios occurs:

- You requested scores to be sent to an undergraduate institution that does not receive scores.
- The code for the graduate institution you designated to receive scores is no longer active.
- Your reportable score index does not include scores for the requested test.

Note: This report is not valid for transmission of scores to an institution.



Sakkur, Jahnavi

Examinee Score Report

Note: This report is not valid for transmission of scores to an institution.

Test Report Only (Not for Rescoring) Name: Jahnavi Sakkur

Print Date: 12/30/2015

Address: FLAT NUMBER - 2, ADITYA TOWERS
BALAJI COLONY
TIRUPATI, 517502

Email Address: jahnavi.sakkur@gmail.com

Phone Number: 9449577107

Date of Birth: 12/07/1994

Social Security Number (last 4 digits):

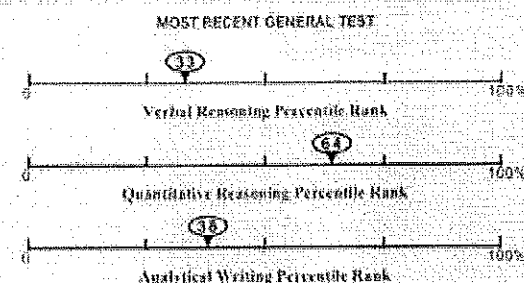
Gender: Female

Intended Graduate Major Code: 0300

Intended Graduate Major: Undecided / Undecided

Most Recent Test Date: 09/09/2015

Registration Number: 3721610



All dates are formatted as MM/DD/YYYY.

This score report includes all of your General Test and Subject Test scores earned from July 1, 2006 to the present. Only reported scores are available for display.

General Test Scores

Test Date MM/DD/YYYY	Verbal Reasoning*				Quantitative Reasoning*				Analytical Writing	
	Scaled Score	Estimated Current Score	Scaled Score	% Below	Scaled Score	Estimated Current Score	Scaled Score	% Below	Score	% Below
09/09/2015			147	33			156	64	3.5	28

NS = No Score. Indicates that no section was answered.

* The GRE Verbal Reasoning and Quantitative Reasoning score scales changed in August 2011. For tests taken August 2011 or later, scores are posted in the "Current Format" column. For tests taken before August 2011, scores on the prior scales and the corresponding estimated scores on the current scales are posted in the "Prior Format" column.

Subject Test Scores

Test Date	Test Name / Subscore Name	Scaled Score	% Below
-----------	---------------------------	--------------	---------

Score Recipient(s)

Your score reporting history is shown below. "Pending" indicates your scores are not yet available, or your order has not yet been processed.

Undergraduate Institution

Report Date	Institution (Code)	Department (Code)	Test Type	Test Date
-------------	--------------------	-------------------	-----------	-----------

Score Recipient(s)

Report Date	Institution or Fellowship Sponsor (Code)	Department (Code)	Test Type	Test Date
12/30/2015	Clemson U (5111)	Other Fields - Not Listed (5199)	General Test	09/09/2015
12/30/2015	U Chi Florida (5233)	Other Fields - Not Listed (5199)	General Test	09/09/2015
09/19/2015	Arizona State U (4007)	Other Fields - Not Listed (5199)	General Test	09/09/2015
09/18/2015	SUNY Buffalo St Coll (2533)	Other Fields - Not Listed (5199)	General Test	09/09/2015
09/18/2015	U Massachusetts Amherst (3317)	Other Fields - Not Listed (5199)	General Test	09/09/2015
09/18/2015	Auburn U (1009)	Other Fields - Not Listed (5199)	General Test	09/09/2015

* Undergraduate institutions does not include transfer scores.

** Score recipient not valid active.

QUESTIONS ABOUT THIS GRE EXAMINEE SCORE REPORT

Information to help you interpret your GRE scores is available at www.ets.org/s/sbupubs. If you have any questions concerning this GRE Report of Scores, call ETS at 1-800-771-7879 or 1-855-473-4873 (toll free for test takers in the U.S., U.S. Territories*, and Canada) between 8:00 a.m. and 7:45 p.m. EST or email gr-info@ets.org. For information about interpreting your scores, consult *Interpreting Your GRE Scores*, which is available at www.ets.org/s/gradesstand.

* Includes American Samoa, Guam, Puerto Rico, and U.S. Virgin Islands.

SCORE REPORTING

Policies pertaining to score reporting and use are periodically reviewed and revised by the GRE Board. The policies and procedures explained in the 2013-14 *GRE Information and Registration Bulletin* are effective only for the time period of August 1, 2013 to June 30, 2014 and supersede previous policies and procedures in previous bulletins. GRE scores are reportable for five(5) years following the testing year (July 1 to June 30) in which you tested. Currently, GRE scores earned after July 1, 2008 are available.

PERCENTILE RANK (% BELOW)

The percentile rank in this report indicates the percentage of examinees who scored below your value. Note that these percentile ranks may be different than those that applied when the scores were originally reported to you if the scores were earned prior to July 2011. This reflects annual updating of these data to permit admissions officers to compare scores, whenever earned, with those for a current reference group.

RETAKEING A GRE TEST

You can take the GRE revised General Test once every 21 days, and up to five times within any continuous rolling 12-month period. This applies even if you earn what your scores on a test taken previously. You may take the paper-based GRE revised General Test and GRE Subject Tests as often as they are offered.

Note: This policy will be enforced even if a violation is not immediately detected (e.g., inconsistent registration information) and test scores have been reported. In such cases, the invalid scores will be canceled and score recipients will be notified of the cancellation. Test fees will be forfeited.

SCORES NOT REPORTED

* Scores Not Reported is a status in the Report Data column of the Score Recipients section of your score report form of these Associates scores.

- You requested scores to be sent to an unauthorized recipient that does not receive scores.
- The code for the graduate institution you designated to receive scores is no longer active.
- Your representative score recipient does not include scores for the requested test.



Devanuru, Venkata Sai Ram Bharadwaj

12/12/10/29

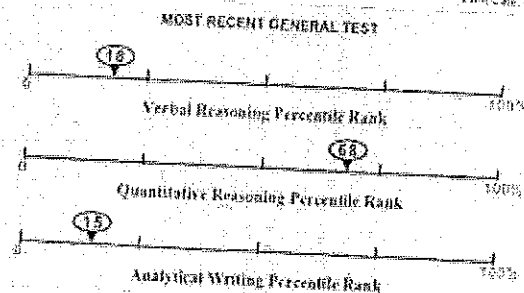
Examinee Score Report

Note: This report is not valid for transmission of scores to an institution.

Report Name: Summary Report: First (Given) Name: Middle Initial

Address: 1645 10th St. N.E. Road
Palm Beach Gardens, FL 33461
Phone Number: 313 255 5550
Date of Birth: 12/08/1994
Social Security Number (Last 4 Digits): 1234
Gender: Male
Intended Graduate Major Field: 5193
Intended Graduate Major: Undeclared - Other Fields - Not Listed
Most Recent Test Date: 01/21/2010
Registration Number: 4534512

Print Date: 02/26/2010



General Test Scores

Test Date MM/DD/YYYY	Verbal Reasoning*				Quantitative Reasoning*				Analytical Writing	
	Prior Format Scaled Score	Current Format Estimated Current Score	Current Format Scaled Score	% Below	Prior Format Scaled Score	Current Format Estimated Current Score	Current Format Scaled Score	% Below	Score	% Below
01/21/2010			183	18			167	68	5.5	15

* The GRE Verbal Reasoning and Quantitative Reasoning score scales changed in August 2011. For tests taken August 2011 or later, scores are printed from "current format" estimates. For tests taken before August 2011, scores on the prior scales are also printed in the "prior format" columns.

Subject Test Scores

Test Date	Test Name / Subscore Name	Scaled Score	% Below
-----------	---------------------------	--------------	---------

Score Recipient(s)

Your score reporting history is shown below. "Pending" indicates that scores are not yet available as your order has not yet been processed.

Report Date	Institution (Code)	Department (Code)	Test Type	Test Date

QUESTIONS ABOUT THIS GRE EXAMINEE SCORE REPORT

Information to help you interpret your GRE scores is available at www.ets.org/scoreinterpret. If you have any questions concerning this GRE Report of Scores, call ETS at 1-800-971-7623 or 1-800-421-4373 (toll free for test takers in the U.S., U.S. Territories, and Canada) between 8:00 a.m. and 7:00 p.m. EST or e-mail scoreinterpret@ets.org. For information about interpreting your scores, consult *Interpreting Your GRE Scores*, which is available at www.ets.org/scoreinterpret.

SCORE REPORTING

Policies pertaining to score reporting and use are periodically reviewed and revised by the GRE Board. The policies and procedures described in the 2013-14 *GRE Information and Registration Bulletin* are effective only for the four periods of August 1, 2013 to June 30, 2014 and supersede previous policies and procedures in previous bulletins. GRE scores are reportable for two (2) years following the testing year (July 1 to June 30) in which you tested. Currently, GRE scores earned after July 1, 2009 are available.

PERCENTILE RANK (% BELOW)

The percentile rank in this report indicates the percentage of examinees who scored below your score. Note that these percentile rank figures are different from those that applied when the scores were originally reported to you if the scores were earned prior to July 2013. This reflects annual updating of these data to permit administrators' offices to compare scores, whenever earned, with those for a recent reference group.

RETAKING A GRE TEST

You can take the GRE General Test once every 28 days, and up to five times within any continuous rolling 12-month period. This applies even if you canceled your scores on a test date. This policy will be enforced even if a violation is not immediately identified (e.g., a misstated registration information) and test scores have been reported in test dates. The scores will be canceled and score recipients will be notified of the cancellation. Test fees will be refunded.

SCORES NOT REPORTED

"Scores Not Reported" is listed in the Report Date column of the Score Recipients section of your score report if one of three scenarios occurs:
 • You requested scores to be sent to an undergraduate institution that does not receive scores.
 • The GRE test administrator you designated to receive scores is no longer active.
 • Your responsible party's score does not include scores for the requested test.

Note: This report is not valid for transmission of scores to an institution.

1212171060



Lakshmireddy, Aarya

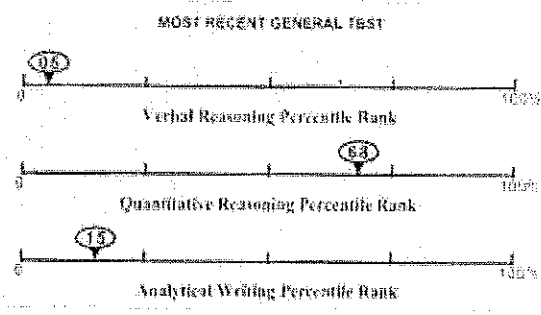
Examinee Score Report

Note: This report is not valid for transmission of scores to an institution.

Use Only Score Report, Print Only Report, 500101001

Print Date: 03/13/2016

Address: 405-B-4007
 5000 Nagar, 990045 road,
 Hyderabad, 501121
 Email Address: aaryalakshmireddy@gmail.com
 Phone Number: 9890431251
 Date of Birth: 02/07/1995
 Social Security Number (last 4 digits):
 Gender: Female
 Intended Graduate Major Code: 5159
 Intended Graduate Major: Imprecise - Other Fields - Not Listed
 Most Recent Test Date: 11/02/2015
 Registration Number: 4512556



All dates are formatted as MM/DD/YYYY

This score report includes all of your General Test and Subject Test scores earned from July 1, 2005 to the present. Only reported scores are available for display.

General Test Scores

Test Date MM/DD/YYYY	Verbal Reasoning ¹				Quantitative Reasoning ¹				Analytical Writing	
	Prior Format Scaled Score	Current Format Estimated Current Score	Scaled Score	% Below	Prior Format Scaled Score	Current Format Estimated Current Score	Scaled Score	% Below	Score	% Below
11/02/2015			127	85			157	63	3.0	15

1. No Score Indicator that a response was reviewed.
 2. The GRE Verbal Reasoning and Quantitative Reasoning score scales changed in August 2011. For tests taken before August 2011, scores on the old scale are shown in the "Prior Format" column. For tests taken after August 2011, scores on the new scale are shown in the "Current Format" column. For tests taken before August 2011, scores on the old scale are shown in the "Prior Format" column.

Subject Test Scores

Test Date	Test Name / Subscore Name	Scaled Score	% Below
-----------	---------------------------	--------------	---------

Scores Recipient(s)

Not available because scores are shown below. "None" indicates that scores are not available, or that GRE has not yet been provided.

Undergraduate Institution

Report Date	Institution (Code)	Department (Code)	Test Type	Test Date
-------------	--------------------	-------------------	-----------	-----------

Scores Recipient(s)

Report Date	Institution or Fellowship Sponsor (Code)	Department (Code)	Test Type	Test Date
11/11/2015	Harvard U. Ed Stern (0147)	NONE ()	General Test	11/03/2015
11/11/2015	Stanford Univ. Mgmt & Tech (7280)	NONE ()	General Test	11/03/2015
11/11/2015	Technical U. Hamburg Hanburg (0143)	NONE ()	General Test	11/03/2015
11/11/2015	South U. Technology (0504)	Other Fields - Not Listed (0100)	General Test	11/03/2015

1. If responsible institution does not wish to receive scores, please indicate in the column.

QUESTIONS ABOUT THIS GRE EXAMINEE SCORE REPORT

For more information about your GRE scores, visit www.ets.org/gre/scores. If you have any questions concerning this GRE Report of Scores, call ETS at 1-800-271-6573 or 1-800-477-4373 (toll-free). For test dates in the U.S., U.K., Turkey, and Canada between 2005 and 2015, visit www.ets.org/gre/scores. For information about transferring your scores, visit www.ets.org/gre/scores, which is available at www.ets.org/gre/scores.
 For more information about GRE, visit www.ets.org/gre and U.S. Virgin Islands.

SCORE REPORTING

Report of Scores is a report that is generated and used by the GRE Board. The report is generated and provided to the GRE Board and the GRE Board. The report is generated and provided to the GRE Board and the GRE Board. The report is generated and provided to the GRE Board and the GRE Board.

PERCENTILE RANK (% BELOW)

The percentile rank in this report indicates the percentage of examinees who scored below your score. Note that these percentile ranks may differ slightly from those that appeared when the scores were first reported, if the scores were first reported prior to July 2011. This report is an update of the data that is used to generate scores, which are used to generate scores.

RE-taking A GRE TEST

You can take the GRE revised General Test every 21 days, and up to five times within any continuous 12-month period. This applies even if you received scores on a test you previously took. You can take the GRE revised General Test and GRE Subject Tests as often as you wish. Note that the GRE revised General Test is not currently available for registration information and test scores have been reported. In such cases, the scores will be reported.

SCORES NOT REPORTED

- Scores that are not reported are listed in the Report of Scores of the Scores Recipient(s) section of your score report. One of the following reasons may apply:
 - You requested scores be sent to an undergraduate institution that does not receive scores.
 - The date for the property institution you designated to receive scores is no longer active.
 - Your responsible institution does not wish to receive scores for the GRE revised General Test.

Note: This report is not valid for transmission of scores to an institution.



CHINNAREDDIGARI, SUBHASREE

Examinee Score Report

Note: This report is not valid for transmission of scores to an institution.

Last Name (or, if same, First Name) Middle Name

Print Date: 10/15/2015

Address: 14714-A-1, Dorada Street
Madanapalle, 517325

Email Address: subhasree.gre@gmail.com

Phone Number: 0446669759

Date of Birth: 07/17/1993

Social Security Number (last 4 digits)

Gender: Female

Intended Graduate Major Code: 1204

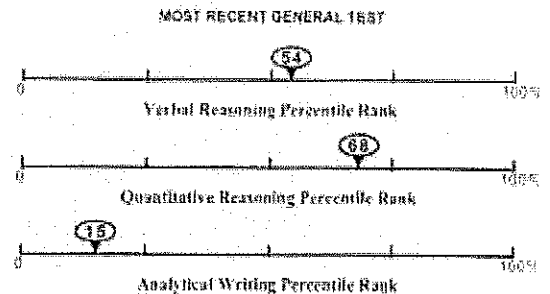
Intended Graduate Major: Engineering - Electrical and Electronics - Electronics Engineering

Most Recent Test Date: 10/17/2015

Registration Number: 3783259

All dates are formatted as MM/DD/YYYY.

This score report includes all of your General Test and Subject Test scores earned from July 1, 2008 to the present. Only reported scores are available for display.



General Test Scores

Test Date MM/DD/YYYY	Verbal Reasoning*				Quantitative Reasoning*				Analytical Writing	
	Prior Format Scaled Score	Estimated Current Score	Current Format Scaled Score	% Below	Prior Format Scaled Score	Estimated Current Score	Current Format Scaled Score	% Below	Score	% Below
10/17/2015			152	54			157	68	3.0	15

* N/A - No Score. Indicates that no questions were answered.

* The GRE Verbal Reasoning and Quantitative Reasoning score scales changed in August 2011. For tests from August 2011 to date, scores are printed from "Current Format" columns. For tests from before August 2011, scores on the prior scale and the corresponding estimated scores on the current scale are printed in the "Prior Format" columns.

Subject Test Scores

Test Date	Test Name / Subscore Name	Scaled Score	% Below
-----------	---------------------------	--------------	---------

Score Recipient(s)

Your score reporting history is shown below. "Pending" indicates your scores are not yet available or your order has not yet been processed.

Undergraduate Institution

Report Date	Institution (Code)	Department (Code)	Test Type	Test Date
-------------	--------------------	-------------------	-----------	-----------

Score Recipient(s)

Report Date	Institution or Fellowship Sponsor (Code)	Department (Code)	Test Type	Test Date
10/20/2015	Northern Illinois U (1699)	Electrical & Electronics Engineering - Other (1209)	General Test	10/17/2015
10/20/2015	Boston U (2087)	Electrical & Electronics Engineering - Other (1209)	General Test	10/17/2015
10/20/2015	Florida St U (5219)	Electrical & Electronics Engineering - Other (1209)	General Test	10/17/2015
10/20/2015	Arizona State U (4637)	Electronics Engineering (1204)	General Test	10/17/2015

* Undergraduate institution does not wish to receive scores.

** Score recipient not yet available.

QUESTIONS ABOUT THIS GRE EXAMINEE SCORE REPORT

Information to help you interpret your GRE scores is available at www.ets.org/scoretools. If you have any questions concerning the GRE Report of Scores, call ETS at 1-800-471-7615 or 1-855-473-4373 (not free for test takers in the U.S., U.S. Territories, and Canada) between 8:00 a.m. and 7:45 p.m. EST or email gre-info@ets.org. For information about interpreting your scores, consult *Interpreting Your GRE Scores*, which is available at www.ets.org/greunderstand.

* Includes American Samoa, Guam, Puerto Rico, and U.S. Virgin Islands.

SCORE REPORTING

Policies pertaining to score reporting and use are periodically reviewed and revised by the GRE Board. The policies and procedures explained in the 2015-16 GRE Information and Registration Bulletin are effective only for the time period of August 1, 2015 to June 30, 2016 and supersede previous policies and procedures in previous bulletins. GRE scores are reportable for two to three years following the testing year (July 1 to June 30) in which you tested. Currently, GRE scores earned after July 1, 2009 are available.

PERCENTILE RANK (% BELOW)

The percentile rank in this report indicates the percentage of examinees who scored below your score. Note that these percentile ranks may be different from those that applied when the scores were originally reported to you if the scores were earned prior to July 2015. This reflects annual updating of these data to permit admissions officers to compare scores, whenever earned, with those for a recent reference group.

RETAKING A GRE TEST

You can take the GRE revised General Test about every 21 days, and up to five times within any continuous rolling 12-month period. This applies even if you canceled your scores on a test taken previously. You may take the paper-based GRE revised General Test and GRE Subject Tests as often as they are offered.

Note: This policy will be amended even if a violation is not immediately identified (e.g., inaccurate registration information) and test scores have been reported. In such cases, the invalid scores will be canceled and score recipients will be notified of the cancellation. Test fees will be forfeited.

SCORES NOT REPORTED

"Scores Not Reported" is listed in the Report Date column of the Score Recipients section of your score report if one of these scenarios applies:

- You requested scores to be sent to an undergraduate institution that does not receive scores.
- The code for the graduate institution you designated to receive scores is no longer active.
- Your institution score should have included scores for the requested test.

Note: This report is not valid for transmission of scores to an institution.



karumuri, vivithkumar

Examinee Score Report

Note: This report is not valid for transmission of scores to an institution.

Last Name (Surname) First Name (Given Name) Middle Name

Print Date: 08/11/2015

Address: 6502 29-1-11001
642001 Nagai, A K Nagar
Madurai, 625004

Email Address: vivithkumar2@gmail.com

Phone Number: 7307273726

Date of Birth: 07/12/1985

Postal Security Number (Post 4 digit)

Gender: Male

Intended Graduate Major Code: 5182

Intended Graduate Major: Undecided - Other Fields - Not Listed


Most Recent Test Date: 11/03/2015

Registration Number: 4341257

All dates are formatted as MM/DD/YYYY.

This score report includes all of your General Test and Subject Test scores earned from July 1, 2003 to the present. Only reported scores are available for display.

MOST RECENT GENERAL TEST



General Test Scores

Test Date MM/DD/YYYY	Verbal Reasoning*				Quantitative Reasoning*				Analytical Writing	
	Prior Format Scaled Score	Estimated Current Score	Current Format Scaled Score	% Below	Prior Format Scaled Score	Estimated Current Score	Current Format Scaled Score	% Below	Score	% Below
11/03/2015			143	18			183	80	23	87

NOTE: The Score Indicator that no questions were answered.

* The GRE Verbal Reasoning and the GRE Quantitative Reasoning score bands introduced in August 2011. For tests taken August 2011 or later, scores are reported in the "Current Format" column. For tests taken before August 2011, scores on the two scales and the corresponding estimated scores on the current scale are provided in the "Prior Format" column.

Subject Test Scores

Test Date	Test Name / Subject Test Name	Scaled Score	% Below
-----------	-------------------------------	--------------	---------

Score Recipients

Your score reporting history is summarized. Reporting recipients who received the test results are listed in your score report, all have been reported.

Undergraduate Institution

Report Date	Institution (Code)	Department (Code)	Test Type	Test Date
-------------	--------------------	-------------------	-----------	-----------

Score Recipient(s)

Report Date	Institution or Fellowship Sponsor (Code)	Department (Code)	Test Type	Test Date
11/03/2015	Technische U. Hamburg-Harburg (2168)	Biomedical/Medical Engineering (1600)	General Test	11/03/2015
11/03/2015	U. Stuttgart (6410)	Biomedical/Medical Engineering (1600)	General Test	11/03/2015
11/03/2015	Stuttgart Inst. Mgmt. & Tech. (7058)	Biomedical/Medical Engineering (1600)	General Test	11/03/2015
11/03/2015	Aachen U. Technology (6504)	Electrical & Electronics Engineering - Other (1200)	General Test	11/03/2015

* For registration information, visit www.ets.org/gre/score.

** Data reported as N/A.

QUESTIONS ABOUT THIS GRE EXAMINEE SCORE REPORT

Information to help you interpret your GRE scores is available at www.ets.org/gre/score. If you have any questions concerning this GRE Report of Scores, call ETS at 1-800-771-7673 or 1-800-423-4373 toll free for test takers in the U.S., U.S. Territories, and Canada between 9:00 a.m. and 7:00 p.m. EDT or email greinfo@ets.org. For information about interpreting your scores, consult *Interpreting Your GRE Scores*, which is available at www.ets.org/gre/understand.
Residency: American Samoa, Guam, Puerto Rico, and U.S. Virgin Islands.

SCORE REPORTING

Policies concerning score reporting and any and possible fee waivers and waivers for the GRE Report of Scores. The policies and procedures explained in the Q12-14, GRE Information and Registration Bulletin are effective only for the time period of August 1, 2013 to June 30, 2014 and supersede previous policies and procedures in previous bulletins. GRE scores are reportable for a test taker following the bulletin that apply to the dates when you tested. Currently, GRE scores earned after July 1, 2013 are available.

PERCENTILE RANK (% BELOW)

The percentile rank in this report indicates the percentage of examinees who scored below your score. Note that these percentile ranks may be different from those that institutions use because scores are originally reported to you if the scores were received prior to July 2013. Data reflects annual updating of these data to current test scores in order to compare scores, whenever scored, with those for a current reference group.

RETAKING A GRE TEST

You can take the GRE revised General Test every 21 days, and up to five times within any calendar year (32-month period). This applies only if you completed your scores on a test taken previously. You may take the paper-based GRE revised General Test and GRE General Test as often as they are offered.
Note: This policy will be amended once a verifiable and representative segment of the educational community and test takers have been reported. In such cases, the GRE Report of Scores and score recipients will be notified of the suspension. Test fees will be waived.

SCORES NOT REPORTED

Score Not Reported is listed in the Report of Scores column of the Score Recipients section of your score report. It indicates that the scores were not reported.

- You reported a score to be sent to an undergraduate institution but did not receive a score.
- The data for the graduate institution you designated to receive scores is no longer active.
- Your reporting date passed without scores for the designated test.

Note: This report is not valid for transmission of scores to an institution.

12/12/19

Subhasree

[Log Out](#) | [FAQs](#) | [Contact Us](#) | [TOEFL Home Page](#)

View Scores

Registration Number: 0000000025549112

[Request additional score reports](#)

Security Information

Type: Passport

Country: India

ID: M9105513

Test	Test Date	Reading	Listening	Speaking	Writing	Total
TOEFL iBT	Sat Oct 31 12:10:03 EDT 2015	28	22	24	25	99

[How to interpret scores](#)

Reading Skills	Level	Your Performance
Reading	High(22-30)	<p>Test takers who receive a score at the HIGH level, as you did, typically understand academic texts in English that require a wide range of reading abilities regardless of the difficulty of the texts.</p> <p>Test takers who score at the HIGH level, typically</p> <ul style="list-style-type: none"> • have a very good command of academic vocabulary and grammatical structure; • can understand and connect information, make appropriate inferences, and synthesize ideas, even when the text is conceptually dense and the language is complex; • can recognize the expository organization of a text and the role that specific information serves within the larger text, even when the text is conceptually dense; and • can abstract major ideas from a text, even when the text is conceptually dense and contains complex language.
Listening Skills	Level	Your Performance
		Test takers who receive a score at the HIGH level, as you did

ETS TOEFL iBT TOEFL iBT® Test Taker Score Report

Name: Lakshmireddy, Aarya

Less (Faintly) Amara; Lerna, Fast (Green) Storm (Lightning) Storm

Email: aaryareddy959@gmail.com

Gender: F

Date of Birth: 07 Mar 1955

Registration Number: 0000 0000 2700 1828

Test Date: 09 Jan 2016

Sponsor Code:

Lakshminreddy, Aarya

8-1997

railway goods road

balaji nagar

Schlussatz

Neelore, Andhra Pradesh 524121

India

**TOEFL iBT Scaled Scores**

Reading	20
Listening	22
Speaking	20
Writing	26
Total Score	88

54

Country of Birth: India

Native Language: TELUGU

Test Center: STN14931A - ANCONS International - Vijayawada

Test Center Country: India

Inst. Code	Dept. Code
------------	------------

2727 90

7125 99

9429 99

3135

Security Identification

ID Type: Passport

ID No.: 10XXXXXXXXXXXXXXXXXXXX5295

Issuing Country: India

Reading Skills		Level	Your Performance
Reading	Intermediate	<p>Test takers who receive a score at the INTERMEDIATE level, as you did, typically understand academic texts in English that require a wide range of reading abilities, although their understanding of certain parts of the texts is limited.</p> <p>Test takers who receive a score at the INTERMEDIATE level typically</p> <ul style="list-style-type: none"> • have a good command of common academic vocabulary but still have some difficulty with high-level vocabulary; • have a very good understanding of grammatical structure; • can understand and connect information, make appropriate inferences, and synthesize information in a range of texts but have more difficulty when the vocabulary is high level and the text is conceptually dense; • can recognize the expository organization of a text and the role that specific information serves within a larger text but have some difficulty when these are not explicit or easy to infer from the text; and • can abstract major ideas from a text but have more difficulty doing so when the text is conceptually dense. 	
Listening Skills		Level	Your Performance
Listening	High	<p>Test takers who receive a score at the HIGH level, as you did, typically understand conversations and lectures in English that present a wide range of listening demands. These demands can include difficult vocabulary (uncommon terms, or colloquial or figurative language), complex grammatical structures, abstract or complex ideas, and/or making sense of unexpected or seemingly contradictory information.</p> <p>When listening to lectures and conversations like these, test takers at the HIGH level typically can</p> <ul style="list-style-type: none"> • understand main ideas and important details, whether they are stated or implied; • distinguish more important ideas from less important ones; • understand how information is being used (for example, to provide evidence for a claim or describe a step in a complex process); • recognize how pieces of information are connected (for example, in a cause-and-effect relationship); • understand many different ways that speakers use language for purposes other than to give information (for example, to emphasize a point, express agreement or disagreement, or convey intentions indirectly); and • synthesize information, even when it is not presented in sequence, and make correct inferences on the basis of that information. 	



TOEFL iBT® Test Taker Score Report

THIS IS A PDF DOWNLOADED AND PRINTED BY THE TEST TAKER, INTENDED FOR THE TEST TAKER'S PERSONAL RECORDS.

Name: karumuri, vivith kumar

(Last, Family/Surname) Name, First (Given) Name Middle Name

Email: vivithkum95@gmail.com

Gender: M

Registration Number: 0000 0000 2700 8141

Date of Birth: 17 Jul 1995

Test Date: 09 Jan 2016

Sponsor Code:

karumuri, vivith kumar
26-1-119/1
4th street, gayathri nagar
nellore, Andhra Pradesh 524004
India



TOEFL iBT Scaled Scores

Reading	24
Listening	28
Speaking	23
Writing	26
Total Score	101

Country of Birth: India

Native Language: TELUGU

Test Center: STN14538A - MentTraq Services Private Limited - Hyderabad

Test Center Country: India

Inst. Code	Dept. Code
7125	99
8429	99
2727	99
8166	99

Security Identification

ID Type: Passport

ID No.: XXXXXXXXXXXXXXXXXX5184

Issuing Country: India

03

Reading Skills	Level	Your Performance
Reading	High	<p>Test takers who receive a score at the HIGH level, as you did, typically understand academic texts in English that require a wide range of reading abilities regardless of the difficulty of the texts.</p> <p>Test takers who score at the HIGH level, typically</p> <ul style="list-style-type: none"> • have a very good command of academic vocabulary and grammatical structure; • can understand and connect information, make appropriate inferences, and synthesize ideas, even when the text is conceptually dense and the language is complex; • can recognize the expository organization of a text and the role that specific information serves within the larger text, even when the text is conceptually dense; and • can abstract major ideas from a text, even when the text is conceptually dense and contains complex language.
Listening Skills	Level	Your Performance
Listening	High	<p>Test takers who receive a score at the HIGH level, as you did, typically understand conversations and lectures in English that present a wide range of listening demands. These demands can include difficult vocabulary (uncommon terms, or colloquial or figurative language), complex grammatical structures, abstract or complex ideas, and/or making sense of unexpected or seemingly contradictory information.</p> <p>When listening to lectures and conversations like these, test takers at the HIGH level typically can</p> <ul style="list-style-type: none"> • understand main ideas and important details, whether they are stated or implied; • distinguish more important ideas from less important ones; • understand how information is being used (for example, to provide evidence for a claim or describe a step in a complex process); • recognize how pieces of information are connected (for example, in a cause-and-effect relationship); • understand many different ways that speakers use language for purposes other than to give information (for example, to emphasize a point, express agreement or disagreement, or convey attention indirectly); and • synthesize information, even when it is not presented in sequence, and make correct inferences on the basis of that information.



Test Report Form

ACADEMIC

NOTE Admission to undergraduate and postgraduate courses should be based on the ACADEMIC Reading and Writing Modules.
GENERAL TRAINING Reading and Writing Modules are not designed to test the full range of language skills required for academic purposes.
It is recommended that the candidate's language ability as indicated in this Test Report Form be re-assessed after two years from the date of the test.

Centre Number

IN001

Date

27/FEB/2016

Candidate Number

136565

Candidate Details

Family Name


VULAVA

First Name

SETHUSAI KUMAR

Candidate ID

N3330917



Date of Birth

06/06/1995

Sex (M/F)

M

Scheme Code

Private Candidate

Country or Region
of Origin

Country of
Nationality

INDIA

First Language

TELUGU

Test Results

Listening

6.0

Reading

6.0

Writing

5.0

Speaking

6.5

Overall
Band
Score

6.0

CEFR
Level

B2

Administrator Comments

Centre stamp



Validation stamp



Administrator's
Signature

[Signature]

Date

10/03/2016

Test Report Form
Number

15IN136565VULS001A

IELTS™

Test Report Form

ACADEMIC

NOTE Admission to undergraduate and post graduate courses should be based on the ACADEMIC Reading and Writing Modules.
GENERAL TRAINING Reading and Writing Modules are not designed to test the full range of language skills required for academic purposes.
It is recommended that the candidate's language ability as indicated in this Test Report Form be re-assessed after two years from the date of the test.

Centre Number

IN001

Date

19/SEP/2015

Candidate Number

038064

Candidate Details

Family Name

SAKKUR

First Name

JAHNAVI

Candidate ID

147279827



Date of Birth

07/12/1994

Sex (M/F)

F

Scheme Code

Private Candidate

Country or Region of Origin

Country of Nationality

INDIA

First Language

TELUGU

Test Results

Listening

7.0

Reading

8.0

Writing

6.5

Speaking

7.5

Overall Band Score


7.5

CEFR Level

C1

Administrator Comments

Centre stamp



Validation stamp



Administrator's Signature

[Signature]

Date

29/09/2015

Test Report Form Number

15IN038064SAKJ001A



CAMBRIDGE ENGLISH
Language Assessment
Part of the University of Cambridge

GATE 2014 Scorecard

Graduate Aptitude Test in Engineering

Candidate's Details



M3F9P
(QR Code to
validate this
Scorecard)

Name

KORRA MANASA

Registration Number

CS703508020

Examination Paper

Computer Science and Information Technology (CS)



Manasa Korra

(Candidate's Signature)

Candidate's Performance

GATE Score

245

Marks out of 100

15.33

Normalized Marks out of 100

17.18

Qualifying Marks*

25.00

22.50

16.67

General

OBC (NCL)

SC/ST/PwD

Valid from March 28, 2014 to March 27, 2016

All India Rank in this paper

29533

Number of candidates
appeared in this paper

155190

*A candidate is considered qualified if the marks secured are greater than or equal to the qualifying marks mentioned for the category for which a valid Category Certificate, if applicable, is produced along with this scorecard.
See reverse side for an explanation and security features of this Scorecard.
Digital fingerprint : 8b8692275999383b7e6fdidd24591c5f

March 28, 2014

Prof. G.P. Raja Sekhar
Organizing Chairperson, GATE 2014, on behalf of NCB-GATE, for MHRD

CHARITHA DUBBA

Most Recent Test Date: September 12, 2018

Address: H.NO: 87/1315/2, REVENUE COLONY, KURNOOL, ANDHRA PRADESH,
518002 India

Registration Number: 4202477
Print Date: February 18, 2020

Email: charitha.d.reddy@gmail.com

Phone: 91-7989516158

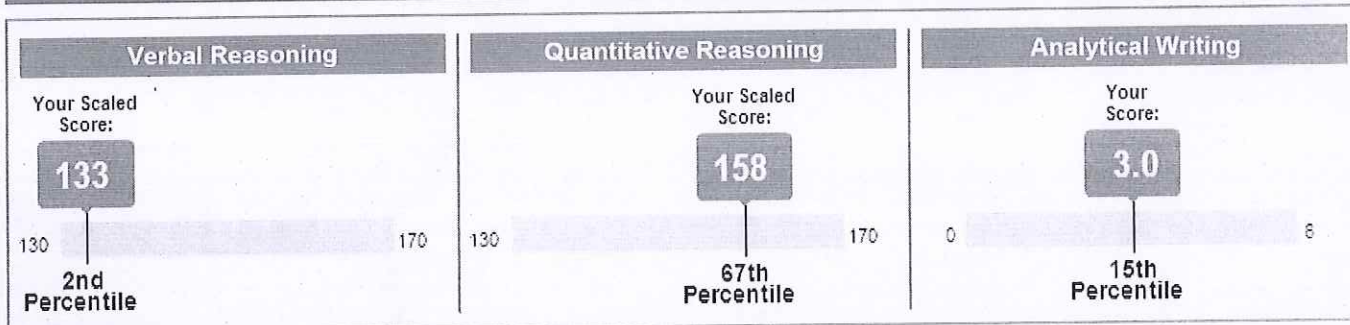
Date of Birth: June 5, 1994

Social Security Number (Last Four Digits):

Gender: Female

Intended Graduate Major: Computer Programming (0401)

Your Scores for the General Test Taken on September 12, 2018



Your Test Score History

General Test Scores

Test Date	Verbal Reasoning		Quantitative Reasoning		Analytical Writing	
	Scaled Score	Percentile	Scaled Score	Percentile	Score	Percentile
September 12, 2018	133	2	158	67	3.0	15

Subject Test Scores

You do not have reportable test scores at this time.

Your Score Recipient(s)

Undergraduate Institution

Report Date	Institution (Code)	Department (Code)	Test Title	Test Date
-------------	--------------------	-------------------	------------	-----------

CHARITHA DUBBA

Most Recent Test Date: September 12, 2018

Date of Birth: June 5, 1994

Registration Number: 4202477
Print Date: February 18, 2020

Designated Score Recipient(s)

Report Date	Score Recipient (Code)	Department (Code)	Test Title	Test Date
September 21, 2018	ARKANSAS STATE UNIVERSITY (6011)	UNDECIDED (0000)	General Test	September 12, 2018
September 21, 2018	Missouri State University (6665)	COMPUTER PROGRAMMING (0401)	General Test	September 12, 2018
September 21, 2018	Missouri State University ATCAS (2454)	COMPUTER PROGRAMMING (0401)	General Test	September 12, 2018

About Your GRE® Score Report

Score Reporting Policies

With the *ScoreSelect*® option, you can decide which test scores to send to the institutions you designate. There are three options to choose from:

- Most Recent option – Send your scores from your most recent test administration
- All option – Send your scores from all administrations in the last five years
- Any option – Send your scores from one OR as many test administrations in the last five years (this option is not available on test day when you select up to four FREE score reports)

Scores for a test administration must be reported in their entirety. Institutions will receive score reports that show only the scores that you selected to send to them. There will be no special indication if you have taken additional GRE tests. See the *GRE® Information Bulletin* for details. The policies and procedures explained in the Bulletin for the current testing year supersede previous policies and procedures in previous bulletins.

Scores will be sent to designated score recipients approximately 10-15 days after a computer-delivered test and 5 weeks after a paper-delivered test. If your scores are not available for any reason, you will see "Not Available" in Your Test Score History.

GRE test scores are reportable according to the following policies:

- For tests taken prior to July 1, 2016, scores are reportable for five (5) years following the testing year in which you tested (July 1 – June 30). For example, scores for a test taken on May 15, 2015, are reportable through June 30, 2020. GRE scores earned prior to August 2011 are no longer reportable.
- For tests taken on or after July 1, 2016, scores are reportable for five (5) years following your test date. For example, scores for a test taken on July 3, 2016, are reportable through July 2, 2021.

Note: Score recipients will only receive scores from test administrations that you have selected to send to them.

Percentile Rank (% Below)

A percentile rank for a test score indicates the percentage of test takers who took that test and received a lower score. Regardless of when the reported scores were earned, the percentile ranks for General Test and Subject Test scores are based on the scores of all test takers who tested within the most recent three-year period.

CHARITHA DUBBA

Most Recent Test Date: September 12, 2018

Date of Birth: June 5, 1994

Registration Number: 4202477

Print Date: February 18, 2020

Retaking a GRE Test

You can take the GRE® General Test *once every 21 days*, up to *five times* within any continuous rolling 12-month period (365 days). This applies even if you canceled your scores on a test taken previously. You can take the paper-delivered GRE General Test and GRE® Subject Tests as often as they are offered.

Note: This policy will be enforced even if a violation is not immediately identified (e.g., inconsistent registration information) and test scores have been reported. In such cases, the invalid scores will be canceled and score recipients will be notified of the cancellation. Test fees will be forfeited.

For More Information

For information about interpreting your scores, see *Interpreting Your GRE Scores* at www.ets.org/gre/understand.

For detailed information about your performance on the Verbal Reasoning and Quantitative Reasoning sections of the computer-delivered GRE General Test, access the free GRE Diagnostic Service from your ETS account. This service includes a description of the types of questions you answered right and wrong, the difficulty level of each question, and the time spent on each question. This service is available approximately 15 days after your test administration and for six months following your test administration.

If you have any questions concerning your score report, email GRE Services at gre-info@ets.org or call 1-609-771-7670 or 1-866-473-4373 (toll free for test takers in the U.S., U.S. Territories and Canada) between 8 a.m. and 7:45 p.m. (New York Time).

Sri Harsha Bandaru**Most Recent Test Date: July 3, 2018**Address: 9-448-2, thogata Street, Dharmavaram, Dharmavaram, Andhra Pradesh,
515671 IndiaRegistration Number: 3601103
Print Date: January 8, 2019

Email: bandarusriharsha1995@gmail.com

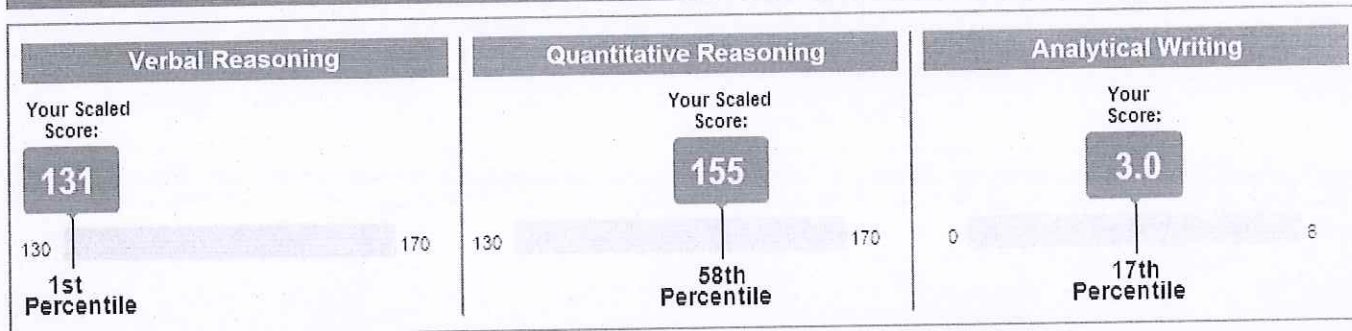
Phone: 91-9492528062

Date of Birth: May 1, 1995

Social Security Number (Last Four Digits):

Gender: Male

Intended Graduate Major: Computer Science (0402)

Your Scores for the General Test Taken on July 3, 2018**Your Test Score History****General Test Scores**

Test Date	Verbal Reasoning		Quantitative Reasoning		Analytical Writing	
	Scaled Score	Percentile	Scaled Score	Percentile	Score	Percentile
July 3, 2018	131	1	155	58	3.0	17
January 15, 2017	139	9	152	46	2.5	7

Subject Test Scores

You do not have reportable test scores at this time.

Your Score Recipient(s)**Undergraduate Institution**

Report Date	Institution (Code)	Department (Code)	Test Title	Test Date
-------------	--------------------	-------------------	------------	-----------

Sri Harsha Bandaru

Most Recent Test Date: July 3, 2018

Date of Birth: May 1, 1995

Registration Number: 3601103

Print Date: January 8, 2019

Designated Score Recipient(s)

Report Date	Score Recipient (Code)	Department (Code)	Test Title	Test Date
July 13, 2018	HOUSTON GRAD SCH THEOLOGY (6957)	INFORMATION SCIENCES/STUDIES (0404)	General Test	July 3, 2018
			General Test	January 15, 2017
July 13, 2018	UNIV ILLINOIS AT SPRINGFIELD (1787)	COMPUTER SCIENCE (0402)	General Test	July 3, 2018
			General Test	January 15, 2017

About Your GRE® Score Report

Score Reporting Policies

With the *ScoreSelect*® option, you can decide which test scores to send to the institutions you designate. There are three options to choose from:

- Most Recent option – Send your scores from your most recent test administration
- All option – Send your scores from all administrations in the last five years
- Any option – Send your scores from one OR as many test administrations in the last five years (this option is not available on test day when you select up to four FREE score reports)

Scores for a test administration must be reported in their entirety. Institutions will receive score reports that show only the scores that you selected to send to them. There will be no special indication if you have taken additional GRE tests. See the *GRE® Information Bulletin* for details. The policies and procedures explained in the Bulletin for the current testing year supersede previous policies and procedures in previous bulletins.

Scores will be sent to designated score recipients approximately 10-15 days after a computer-delivered test and 5 weeks after a paper-delivered test. If your scores are not available for any reason, you will see "Not Available" in Your Test Score History.

GRE test scores are reportable according to the following policies:

- For tests taken prior to July 1, 2016, scores are reportable for five (5) years following the testing year in which you tested (July 1 – June 30). For example, scores for a test taken on May 15, 2015, are reportable through June 30, 2020. GRE scores earned prior to August 2011 are no longer reportable.
- For tests taken on or after July 1, 2016, scores are reportable for five (5) years following your test date. For example, scores for a test taken on July 3, 2016, are reportable through July 2, 2021.

Note: Score recipients will only receive scores from test administrations that you have selected to send to them.

Percentile Rank (% Below)

A percentile rank for a test score indicates the percentage of test takers who took that test and received a lower score. Regardless of when the reported scores were earned, the percentile ranks for General Test and Subject Test scores are based on the scores of all test takers who tested within the most recent three-year period.

Sri Harsha Bandaru

Most Recent Test Date: July 3, 2018

Date of Birth: May 1, 1995

Registration Number: 3601103
Print Date: January 8, 2019**Retaking a GRE Test**

You can take the GRE® General Test *once every 21 days*, up to *five times* within any continuous rolling 12-month period (365 days). This applies even if you canceled your scores on a test taken previously. You can take the paper-delivered GRE General Test and GRE® Subject Tests as often as they are offered.

Note: This policy will be enforced even if a violation is not immediately identified (e.g., inconsistent registration information) and test scores have been reported. In such cases, the invalid scores will be canceled and score recipients will be notified of the cancellation. Test fees will be forfeited.

For More Information

For information about interpreting your scores, see *Interpreting Your GRE Scores* at www.ets.org/gre/understand.

For detailed information about your performance on the Verbal Reasoning and Quantitative Reasoning sections of the computer-delivered GRE General Test, access the free GRE Diagnostic Service from your ETS account. This service includes a description of the types of questions you answered right and wrong, the difficulty level of each question, and the time spent on each question. This service is available approximately 15 days after your test administration and for six months following your test administration.

If you have any questions concerning your score report, email GRE Services at gre-info@ets.org or call 1-609-771-7670 or 1-866-473-4373 (toll free for test takers in the U.S., U.S. Territories and Canada) between 8 a.m. and 7:45 p.m. (New York Time).

SANDHYASRI KANDIPATI

Most Recent Test Date: October 20, 2016

Address: 19-3-1/H2, POSTAL COLONY, RENIGUNTA ROAD, TIRUPATHI, 517501
IndiaRegistration Number: 6207252
Print Date: August 30, 2018

Email: SANDHYAWILLBE1@GMAIL.COM

Phone: 91-9705779381

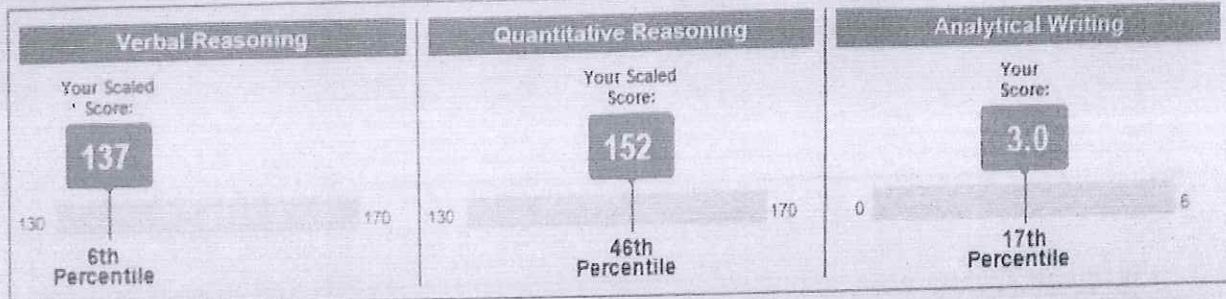
Date of Birth: May 15, 1996

Social Security Number (Last Four Digits):

Gender: Female

Intended Graduate Major: Computer Systems Analysis (0409)

Your Scores for the General Test Taken on October 20, 2016



Your Test Score History

General Test Scores

Test Date	Verbal Reasoning		Quantitative Reasoning		Analytical Writing	
	Scaled Score	Percentile	Scaled Score	Percentile	Score	Percentile
October 20, 2016	137	6	152	46	3.0	17

Subject Test Scores

You do not have reportable test scores at this time.

Assistant Professor
 Dept. of Computer Science & Engineering
 Sree Vidyanikethan Engineering College
 Sree Balakrishna Nagar, A. Ranganipet
 Sree Balakrishna Nagar, A. Ranganipet
 Sree Balakrishna Nagar, A. Ranganipet

Your Score Recipient(s)

Undergraduate Institution

Report Date	Institution (Code)	Department (Code)	Test Title	Test Date
-------------	--------------------	-------------------	------------	-----------

Designated Score Recipient(s)

Report Date	Score Recipient (Code)	Department (Code)	Test Title	Test Date
-------------	------------------------	-------------------	------------	-----------

NAGENDRAVARMA SANGARAJU

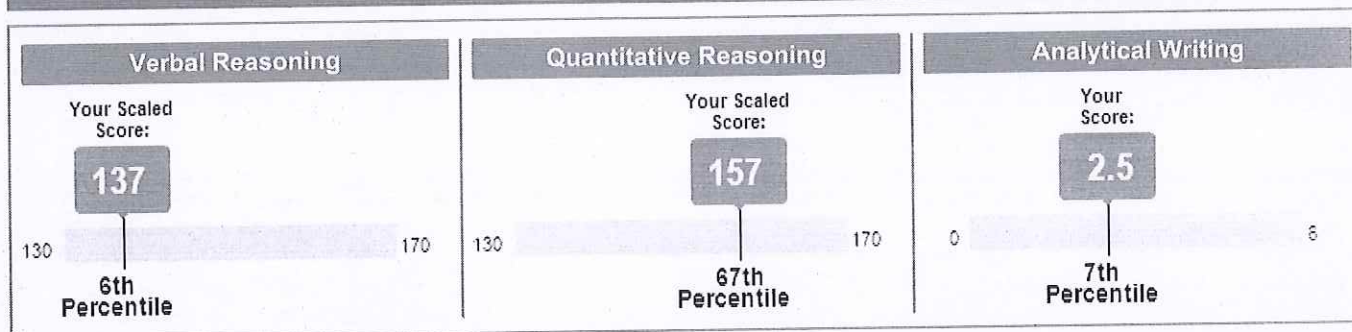
Most Recent Test Date: December 22, 2015

Address: CHENDRAJU GARI PALLI, MADITHADU, T. SUNDUPALLI, KADAPA,
516129 India

Registration Number: 4667244
Print Date: September 13, 2016

Email: SANGARAJU.VARMA1@GMAIL.COM
Phone: 91-7306886323
Date of Birth: June 20, 1995
Social Security Number (Last Four Digits):
Gender: Male
Intended Graduate Major: Computer Science (0402)

Your Scores for the General Test Taken on December 22, 2015



Your Test Score History

General Test Scores

Test Date	Verbal Reasoning		Quantitative Reasoning		Analytical Writing	
	Scaled Score	Percentile	Scaled Score	Percentile	Score	Percentile
December 22, 2015	137	6	157	67	2.5	7

Subject Test Scores

You do not have reportable test scores at this time.

Your Score Recipient(s)

Undergraduate Institution

Report Date	Institution (Code)	Department (Code)	Test Title	Test Date
-------------	--------------------	-------------------	------------	-----------

NAGENDRAVARMA SANGARAJU

Most Recent Test Date: December 22, 2015

Date of Birth: June 20, 1995

Registration Number: 4667244
Print Date: September 13, 2016

Designated Score Recipient(s)

Report Date	Score Recipient (Code)	Department (Code)	Test Title	Test Date
Pending	NORTHWEST MISSOURI ST UNIV (6488)	COMPUTER SCIENCE (0402)	General Test	December 22, 2015
Pending	UNIV TEXAS ARLINGTON (6013)	COMPUTER SCIENCE (0402)	General Test	December 22, 2015
December 30, 2015	COLORADO ST U PUEBLO (4611)	COMPUTER SCIENCE (0402)	General Test	December 22, 2015
December 30, 2015	PACIFIC STATES UNIVERSITY (4625)	COMPUTER SCIENCE (0402)	General Test	December 22, 2015
December 30, 2015	STANFORD UNIVERSITY (4704)	COMPUTER SCIENCE (0402)	General Test	December 22, 2015
December 30, 2015	UNIV SAN DIEGO (4849)	COMPUTER SCIENCE (0402)	General Test	December 22, 2015

- **Pending** - Scores are being processed or are not yet reportable.

About Your GRE® Score Report

Score Reporting Policies

With the *ScoreSelect*® option, you can decide which test scores to send to the institutions you designate. There are three options to choose from:

- **Most Recent option** – Send your scores from your most recent test administration
- **All option** – Send your scores from all administrations in the last five years
- **Any option** – Send your scores from one OR as many test administrations in the last five years (this option is not available on test day when you select up to four FREE score reports)

Scores for a test administration must be reported in their entirety. Institutions will receive score reports that show only the scores that you selected to send to them. There will be no special indication if you have taken additional GRE tests. See the *GRE® Information Bulletin* for details. The policies and procedures explained in the Bulletin for the current testing year supersede previous policies and procedures in previous bulletins.

Scores will be sent to designated score recipients approximately 10-15 days after a computer-delivered test and 5 weeks after a paper-delivered test. If your scores are not available for any reason, you will see "Not Available" in Your Test Score History.

GRE test scores are reportable according to the following policies:

- For tests taken prior to July 1, 2016, scores are reportable for five (5) years following the testing year in which you tested (July 1 – June 30). For example, scores for a test taken on May 15, 2015, are reportable through June 30, 2020. GRE scores earned prior to August 2011 are no longer reportable.
- For tests taken on or after July 1, 2016, scores are reportable for five (5) years following your test date. For example, scores for a test taken on July 3, 2016, are reportable through July 2, 2021.

Note: Score recipients will only receive scores from test administrations that you have selected to send to them.

Percentile Rank (% Below)

A percentile rank for a test score indicates the percentage of test takers who took that test and received a lower score. Regardless of when the reported scores were earned, the percentile ranks for General Test and Subject Test scores are based on the scores of all test takers who tested within the most recent three-year period.

NAGENDRAVARMA SANGARAJU

Most Recent Test Date: December 22, 2015

Date of Birth: June 20, 1995

Registration Number: 4667244
Print Date: September 13, 2016**Retaking a GRE Test**

You can take the GRE® General Test *once every 21 days*, up to *five times* within any continuous rolling 12-month period (365 days). This applies even if you canceled your scores on a test taken previously. You can take the paper-delivered GRE General Test and GRE® Subject Tests as often as they are offered.

Note: This policy will be enforced even if a violation is not immediately identified (e.g., inconsistent registration information) and test scores have been reported. In such cases, the invalid scores will be canceled and score recipients will be notified of the cancellation. Test fees will be forfeited.

For More Information

For information about interpreting your scores, see *Interpreting Your GRE Scores* at www.ets.org/gre/understand.

For detailed information about your performance on the Verbal Reasoning and Quantitative Reasoning sections of the computer-delivered GRE General Test, access the free GRE Diagnostic Service from your ETS account. This service includes a description of the types of questions you answered right and wrong, the difficulty level of each question, and the time spent on each question. This service is available approximately 15 days after your test administration and for six months following your test administration.

If you have any questions concerning your score report, email GRE Services at gre-info@ets.org or call 1-609-771-7670 or 1-866-473-4373 (toll free for test takers in the U.S., U.S. Territories and Canada) between 8 a.m. and 7:45 p.m. (New York Time).

Test Report Form

ACADEMIC

NOTE Admission to undergraduate and post graduate courses should be based on the ACADEMIC Reading and Writing Modules.
GENERAL TRAINING Reading and Writing Modules are not designed to test the full range of language skills required for academic purposes.
It is recommended that the candidate's language ability as indicated in this Test Report Form be re-assessed after two years from the date of the test.

Centre Number **IN001** Date **17/AUG/2019** Candidate Number **160674**

Candidate Details

Family Name

DUBBA

First Name

CHARITHA

Candidate ID

M8539099



Date of Birth

05/06/1994

Sex (M/F)

F

Scheme Code

Private Candidate

Country or Region of Origin

Country of Nationality

INDIA

First Language

TELUGU

Test Results

Listening

6.0

Reading

6.5

Writing

6.5

Speaking

6.0

Overall Band Score

6.5

CEFR Level

B2

Administrator Comments

Centre stamp



Validation stamp



Administrator's Signature

[Signature]

Date

30/08/2019

Test Report Form Number

19IN160674DUBC004A



Cambridge Assessment English

Test Report Form

ACADEMIC

NOTE Admission to undergraduate and post graduate courses should be based on the ACADEMIC Reading and Writing Modules.
GENERAL TRAINING Reading and Writing Modules are not designed to test the full range of language skills required for academic purposes.
It is recommended that the candidate's language ability as indicated in this Test Report Form be re-assessed after two years from the date of the test.

Centre Number

IN001

Date

29/SEP/2018

Candidate Number

216446

Candidate Details

Family Name

SANGARAJU

First Name

NAGENDRA VARMA

Candidate ID

NO117379



Date of Birth

20/06/1995

Sex (M/F)

M

Scheme Code

Private Candidate

Country or Region
of Origin

Country of
Nationality

INDIA

First Language

TELUGU

Test Results

Listening

6.5

Reading

6.0

Writing

6.5

Speaking

7.0

Overall
Band
Score

6.5

CEFR
Level

B2

Administrator Comments

Centre stamp



Validation stamp



Administrator's
Signature

Raghu Kumar

Date

11/10/2018

Test Report Form
Number

18IN216446SANN001A

IELTS™

Test Report Form

ACADEMIC

NOTE Admission to undergraduate and post graduate courses should be based on the ACADEMIC Reading and Writing Modules.
GENERAL TRAINING Reading and Writing Modules are not designed to test the full range of language skills required for academic purposes.
It is recommended that the candidate's language ability as indicated in this Test Report Form be re-assessed after two years from the date of the test.

Centre Number **IN001** Date **27/FEB/2016** Candidate Number **136624**

Candidate Details

Family Name **THOTA**

First Name **MOUNIKA**

Candidate ID **1523605**



Date of Birth

28/12/1993

Sex (M/F)

F

Scheme Code

Private Candidate

Country or Region of Origin

Country of Nationality

INDIA

First Language

TELUGU

Test Results

Listening

7.5

Reading

6.5

Writing

6.5

Speaking

8.0

Overall Band Score

7.0

CEFR Level

C1


Administrator Comments

Administrator's Signature


Date

10/03/2016

Centre stamp



Validation stamp



Test Report Form Number

15IN136624THOM001A



CAMBRIDGE ENGLISH
Language Assessment
Part of the University of Cambridge

The validity of this IELTS Test Report Form can be verified online by recognising organisations at <http://ielts.ucles.org.uk>

2015-16

IELTS™**Test Report Form**

ACADEMIC

NOTE

Admission to undergraduate and post graduate courses should be based on the ACADEMIC Reading and Writing Modules.
 GENERAL TRAINING Reading and Writing Modules are not designed to test the full range of language skills required for academic purposes.
 It is recommended that the candidate's language skills as indicated in this Test Report Form be reassessed after two years from the date of the test.

Centre Number **IN855** Date **30/JAN/2016** Candidate Number **238830**

Candidate Details

Family Name **GUDIMELPA**
 First Name **BHAGYASREE LAVANYA**
 Candidate ID **M5543212**



Date of Birth **27/08/1994** Sex (M/F) **F** Scheme Code **Private Candidate**
 Country or Region of Origin
 Country of Nationality **INDIA**
 First Language **TELUGU**

Test Results

Listening **6.0** Reading **5.5** Writing **6.0** Speaking **6.0** Overall Band Score **6.0** CEFR Level **B2**

Administrator Comments**Centre stamp****Validation stamp**

Administrator's
Signature

[Signature]

Date **11/02/2016**

Test Report Form Number **15IN238830GUDB855A**

ETS TOEFL iBT TOEFL iBT® Test Taker Score Report

THIS IS A PDF SCORE REPORT, DOWNLOADED AND PRINTED BY THE TEST TAKER.

Name: Bandaru, sri harsha
Last (Family/Surname) Name, First (Given) Name Middle Name

Email: bandarusriharsha1995@gmail.com

Gender: M

Registration Number: 0000 0000 3470 1033

Date of Birth: 01 May 1995

Test Date: 25 Nov 2018

Sponsor Code:

Bandaru, sri harsha
9-448/2
Thogata street
dharmavaram
anantapur, andhra pradesh 515671
India



TOEFL iBT Scaled Scores

Reading	17
Listening	22
Speaking	21
Writing	23
Total Score	83

Country of Birth: India

| Inst. Code | Dept. Code

Native Language: TELUGU

Test Center: ITILWFA - Prometric Testing Private Limited

Test Center Country: India

Security Identification

ID Type: Passport

ID No.: xxxxxxxxxxxxxxxxxxxxx8624

Issuing Country: India

49

Reading Skills	Level	Your Performance
Reading	Intermediate	<p>Test takers who receive a score at the INTERMEDIATE level, as you did, typically understand academic texts in English that require a wide range of reading abilities, although their understanding of certain parts of the texts is limited.</p> <p>Test takers who receive a score at the INTERMEDIATE level typically</p> <ul style="list-style-type: none"> • have a good command of common academic vocabulary but still have some difficulty with high-level vocabulary; • have a very good understanding of grammatical structure; • can understand and connect information, make appropriate inferences, and synthesize information in a range of texts but have more difficulty when the vocabulary is high level and the text is conceptually dense; • can recognize the expository organization of a text and the role that specific information serves within a larger text but have some difficulty when these are not explicit or easy to infer from the text; and • can abstract major ideas from a text but have more difficulty doing so when the text is conceptually dense.
Listening Skills	Level	Your Performance
Listening	High	<p>Test takers who receive a score at the HIGH level, as you did, typically understand conversations and lectures in English that present a wide range of listening demands. These demands can include difficult vocabulary (uncommon terms, or colloquial or figurative language), complex grammatical structures, abstract or complex ideas, and/or making sense of unexpected or seemingly contradictory information.</p> <p>When listening to lectures and conversations like these, test takers at the HIGH level typically can</p> <ul style="list-style-type: none"> • understand main ideas and important details, whether they are stated or implied; • distinguish more important ideas from less important ones; • understand how information is being used (for example, to provide evidence for a claim or describe a step in a complex process); • recognize how pieces of information are connected (for example, in a cause-and-effect relationship); • understand many different ways that speakers use language for purposes other than to give information (for example, to emphasize a point, express agreement or disagreement, or convey intentions indirectly); and • synthesize information, even when it is not presented in sequence, and make correct inferences on the basis of that information.



Speaking Skills		Level*	Your Performance
Speaking about Familiar Topics		Fair	Your responses indicate you are able to speak in English about your personal experiences and opinions in a mostly clear and coherent manner. Your speech is mostly clear with only occasional errors. Grammar and vocabulary are somewhat limited and include some errors. At times, the limitations prevent you from elaborating fully on your ideas, but they do not seriously interfere with overall communication.
Speaking about Campus Situation		Fair	Your responses demonstrate an ability to speak in English about reading material and experiences typically encountered by university students. You are able to convey relevant information about conversations, newspaper articles, and campus bulletins; however, some details are missing or inaccurate. Limitations of grammar, vocabulary, and pronunciation at times cause difficulty for the listener. However, they do not seriously interfere with overall communication.
Speaking about Academic Course Content		Fair	Your responses demonstrate that you are able to speak in English about academic reading and lecture material, with only minor communication problems. For the most part, your speech is clear and easy to understand. However, some problems with pronunciation and intonation may occasionally cause difficulty for the listener. Your use of grammar and vocabulary is adequate to talk about the topics, but some ideas are not fully developed or are inaccurate.
Writing Skills		Level*	Your Performance
Writing based on Reading and Listening		Good	You responded well to the task, relating the lecture to the reading. Weaknesses, if you have any, might have to do with <ul style="list-style-type: none"> • slight imprecision in your summary of some of the main points and/or • use of English that is occasionally ungrammatical or unclear.
Writing based on Knowledge and Experience		Fair	You expressed ideas with reasons, examples, and details, but your response indicated weaknesses such as <ul style="list-style-type: none"> • you may not provide enough specific support and development for your main points; • your ideas may be difficult to follow because of how you organize your essay or because of the language you use to connect your ideas; and/or • grammatical mistakes or vague/incorrect uses of words may make the writing difficult to understand.

THIS IS A PDF SCORE REPORT, DOWNLOADED AND PRINTED BY THE TEST TAKER.

This score report provides four section scores and a total score. An analysis of your strengths and weaknesses in English is included. The level pertaining to each skill should not be generalized beyond the performance on this test. Skill levels and their associated descriptions are not intended for use by institutions as part of their admissions criteria and will not be shared unless you grant permission.

Information About Scores: The following scaled scores are reported for the TOEFL iBT test. A total score is not reported when one or more sections have not been administered. These scores have the following ranges:

Sections	Scaled Scores
Reading	0-30
Listening	0-30
Speaking	0-30
Writing	0-30
Total Score	0-120

Score Legends:

Reading Skills	
Level	Total Scaled Score Range
High	22-30
Intermediate	15-21
Low	0-14

Speaking Skills	
Level	Total Scaled Score Range
Good	26-30
Fair	18-25
Limited	10-17
Weak	0-9

Listening Skills	
Level	Total Scaled Score Range
High	22-30
Intermediate	14-21
Low	0-13

Writing Skills	
Level	Total Scaled Score Range
Good	24-30
Fair	17-23
Limited	1-16
Score of Zero	0

Institution Codes: The code numbers shown on page 1 of this report are the ones you selected before you took the test. If any institution code you selected is missing, it was incorrect and the TOEFL® Program was unable to send a score report to that institution.

DEPT.	WHERE THE REPORT WAS SENT
00	Admissions office for undergraduate study or an institution or agency that is not a college or university
01, 04-99	Admissions office for graduate study in a field other than management (business) or law according to the codes selected when you registered
02	Admissions office of a graduate school of management (business)
03	Admissions office of a graduate school of law

Additional information about TOEFL iBT scores can be found on the Test Takers section of the TOEFL website at www.ets.org/toefl.

* Skill levels for speaking and writing individual skills are estimates of performance at the *item* level. The total writing and speaking scaled scores and ranges are more accurate. Therefore it is not appropriate to combine the individual skill levels. Doing so may lead to apparent inconsistencies between the diagnostic feedback and reported writing and speaking scores.

IMPORTANT NOTE TO SCORE USERS: This is a PDF score report, downloaded and printed by the test taker. Therefore, ETS cannot guarantee that it has not been altered. To verify the scores on this report, please contact the TOEFL Score Verification Service at +1-800-257-9547 or +1-609-771-7100. Scores more than two years old cannot be reported or validated.



AP PGECET-2017-Rank Card
(Conducted by Andhra University Visakhapatnam)



Registration No : **6710096967**

Candidate's Name : **S MUKESH ALI**

Father's Name : **SHAIK ALI**

Address : **1-158,
THONDAVADA VILLAGE,
CHANDRAGIRI MANDAL,
CHITTOOR,
ANDHRA PRADESH - 517502**

Hall Ticket Number
6190220798

Local Area
SVU

Category
BC_E

Gender
MALE

Date of Birth
08/05/1995



Subject Code	CS	Subject Name	COMPUTER SCIENCE ENGINEERING
--------------	-----------	--------------	-------------------------------------

Marks Obtained	42	Rank in Words	One * Zero * Zero * Five	Rank in Figure	1005
----------------	-----------	---------------	---------------------------------	----------------	-------------

CONVENER
 AP PGECET-2017



AP PGECET-2017-Rank Card
(Conducted by Andhra University Visakhapatnam)



Registration No : **6710291550**

Candidate's Name : **SAI KUMAR THATIMAKULA**

Father's Name : **T A V PRASAD**

Address : **11-21/3,
S V NAGAR,
TIRUPATI,
CHITTOOR,
ANDHRA PRADESH - 517502**

Hall Ticket Number

6190420836

Local Area

SVU

Category

SC

Gender

MALE

Date of Birth

27/01/1995



T. Sai Kumar

Subject Code : **CS**



Subject Name : **COMPUTER SCIENCE ENGINEERING**

Marks Obtained : **47**

Rank in Words : **Four * Two * Five**

Rank in Figure : **425**

CONVENER
AP PGECET-2017

Candidate's Details		GATE 2016 Scorecard			Organizing Institute for GATE 2016 : Indian Institute of Science
	Scorecard Number ATU7T	Name MANUR SANTHARAM SAI CHARAN			
		Registration Number ME16S27019109			
	Examination Paper Mechanical Engineering (ME)				
Bounds - Candidates' Performance	GATE Score 455		Valid from March 23, 2016 to March 22, 2019		Prof. Tirthankar Bhattacharyya Organizing Chairperson GATE2016 on behalf of NCB-GATE, for MHRD
	Mark out of 100* 39.99		All India Rank in this paper 15096		
	Qualifying Marks** 29.6 26.6 19.7		Number of Candidates Appeared in this paper 197789		
	General OBC (NCL) SC/ST/PwD				
<p>* Normalized marks for multisession papers</p> <p>** A candidate is considered qualified if the marks secured are greater than or equal to the qualifying marks mentioned in the relevant category for which a valid category certificate, if applicable, must be produced along with this scorecard.</p> <p>Digital Fingerprint : 12716490c37e4e5071168287f1a2a0c2</p> <p>March 23, 2016</p>					

The GATE 2016 score is calculated using the formula

$$\text{GATE Score} = S_q + (S_t - S_q) \frac{(M - M_q)}{(M_t - M_q)}$$

where,

M is the marks obtained by the candidate in the paper, mentioned on this scorecard in GATE 2016

M_q is the qualifying marks for general category candidate in the paper

M_t is the mean of marks of top 0.1% or top 10 (whichever is larger) of the candidates who appeared in the paper (in case of multi-session papers including all sessions)

$S_q = 350$, is the score assigned to M_q

$S_t = 900$, is the score assigned to M_t

In the GATE 2016 score formula, M_q is 25 marks (out of 100) or $\mu + \sigma$, whichever is greater. Here μ is the mean and σ is the standard deviation of marks of all the candidates who appeared in the paper.

Qualifying in GATE 2016 does not guarantee either an admission to a post-graduate program or a scholarship/assistantship. Admitting institutes may conduct further tests and interviews for final selection.

Codes for XE and XL Paper Sections (compulsory section and any other two sections) :

XE: Engineering Sciences

A-Engineering Mathematics (compulsory)

B-Fluid Mechanics

C-Material Science

D-Solid Mechanics

E-Thermodynamics

F-Polymer Science and Engineering

G-Food Technology

XL: Life Sciences

H-Chemistry (compulsory)

I-Biochemistry

J-Botany

K-Microbiology

L-Zoology

M-Food Technology

S. S. VANANBASAB
Professor & Head
Dept. of Mechanical Engineering
Sree Vidyanikethan Engineering College
TIRUPATI - 517 102

Graduate Aptitude Test in Engineering (GATE) 2016 was organized by the Indian Institute of Science on behalf of the National Coordination Board (NCB) for the Department of Higher Education, Ministry of Human Resource Development (MHRD), Government of India.

Authenticity of this scorecard can be verified at the GATE 2016 website <http://gate.iisc.ernet.in>



Scorecard
Number
40J4B

GATE 2016 Scorecard

Graduate Aptitude Test in Engineering

Name

NOSSOM HANEEF

Registration Number

ME16S37017084

Examination Paper

Mechanical Engineering (ME)



N. Haneef

(Candidate's Signature)

GATE Score

615

Valid from March 23, 2016 to March 22, 2019

Mark out of 100*

55.69

All India Rank in this paper

5127

Qualifying Marks**

29.6

26.6

19.7

General

OBC (NCL)

SC/ST/PwD

Number of Candidates
Appeared in this paper

197789

* Normalized marks for multisession papers

** A candidate is considered qualified if the marks secured are greater than or equal to the qualifying marks mentioned in the relevant category for which a valid category certificate, if applicable, must be produced along with this scorecard.

Digital Fingerprint : d2e44005348f15226ca9d41a09e8c8e4

March 23, 2016

Prof. Tirthankar Bhattacharyya

Organizing Chairperson GATE2016 on behalf of NCB-GATE, for MHRD

The GATE 2016 score is calculated using the formula

$$GATE\ Score = S_q + (S_t - S_q) \frac{(M - M_q)}{(\bar{M}_t - M_q)}$$

where,

M is the marks obtained by the candidate in the paper, mentioned on this scorecard in GATE 2016

M_q is the qualifying marks for general category candidate in the paper

\bar{M}_t is the mean of marks of top 0.1% or top 10 (whichever is larger) of the candidates who appeared in the paper (in case of multi-session papers including all sessions)

$S_q = 350$, is the score assigned to M_q

$S_t = 900$, is the score assigned to \bar{M}_t

In the GATE 2016 score formula, M_q is 25 marks (out of 100) or $\mu + \sigma$, whichever is greater. Here μ is the mean and σ is the standard deviation of marks of all the candidates who appeared in the paper.

Qualifying in GATE 2016 does not guarantee either an admission to a post-graduate program or a scholarship/assistantship. Admitting institutes may conduct further tests and interviews for final selection.

Codes for XE and XL Paper Sections (compulsory section and any other two sections) :

XE: Engineering Sciences

A-Engineering Mathematics (compulsory)

B-Fluid Mechanics

C-Material Science

D-Solid Mechanics

E-Thermodynamics

F-Polymer Science and Engineering

G-Food Technology

XL: Life Sciences

H-Chemistry (compulsory)

I-Biochemistry

J-Botany

K-Microbiology

L-Zoology

M-Food Technology

Dr. K.C. VARAPRASAD

Professor & Head



Dept. of Mechanical Engineering

Sree Vidyanikethan Engineering College

TIRUPATI - 517 102

Graduate Aptitude Test in Engineering (GATE) 2016 was organized by the Indian Institute of Science on behalf of the National Coordination Board (NCB) for the Department of Higher Education, Ministry of Human Resource Development (MHRD), Government of India.

Authenticity of this scorecard can be verified at the GATE 2016 website <http://gate.iisc.ernet.in>

Candidate's Details		GATE 2016 Scorecard			Organizing Institute for GATE 2016: Indian Institute of Science
	Scorecard Number FZNSB	Name RACHAMALLA VIKRANTH			
		Registration Number ME16S27019087			
	Examination Paper Mechanical Engineering (ME)				
Candidate's Performance	GATE Score 364		Valid from March 23, 2016 to March 22, 2019		
	Mark out of 100* 31.01		All India Rank in this paper 25539		
	Qualifying Marks**	29.6	26.6	19.7	Number of Candidates Appeared in this paper 197789
		General	OBC (NCL)	SC/ST/PwD	
<p>* Normalized marks for multisession papers</p> <p>** A candidate is considered qualified if the marks secured are greater than or equal to the qualifying marks mentioned in the relevant category for which a valid category certificate, if applicable, must be produced along with this scorecard.</p> <p>Digital Fingerprint : 5039de69b53e6120b55a11ee5eb3c176</p> <p>March 23, 2016</p> <p>Organizing Chairperson GATE2016 on behalf of NCB-GATE, for MHRD</p> <p><i>T. Bhattacharyya</i> Prof. Tirthankar Bhattacharyya</p>					

The GATE 2016 score is calculated using the formula

$$GATE\ Score = S_q + (S_t - S_q) \frac{(M - M_q)}{(\bar{M}_t - M_q)}$$

where,

M is the marks obtained by the candidate in the paper, mentioned on this scorecard in GATE 2016

M_q is the qualifying marks for general category candidate in the paper

\bar{M}_t is the mean of marks of top 0.1% or top 10 (whichever is larger) of the candidates who appeared in the paper (in case of multi-session papers including all sessions)

$S_q = 350$, is the score assigned to M_q

$S_t = 900$, is the score assigned to \bar{M}_t

In the GATE 2016 score formula, M_q is 25 marks (out of 100) or $\mu + \sigma$, whichever is greater. Here μ is the mean and σ is the standard deviation of marks of all the candidates who appeared in the paper. Qualifying in GATE 2016 does not guarantee either an admission to a post-graduate program or a scholarship/assistantship. Admitting institutes may conduct further tests and interviews for final selection.

Codes for XE and XL Paper Sections (compulsory section and any other two sections) :

XE: Engineering Sciences

A-Engineering Mathematics (compulsory)

B-Fluid Mechanics

C-Material Science

D-Solid Mechanics

E-Thermodynamics

F-Polymer Science and Engineering

G-Food Technology

XL: Life Sciences

H-Chemistry (compulsory)

I-Biochemistry

J-Botany

K-Microbiology

L-Zoology

M-Food Technology

Dr. K.C. VARAPRASAD
Professor & Head
Dept. of Mechanical Engineering
Sree Vidyanikethan Engineering College
TIRUPATI - 517 102

Graduate Aptitude Test in Engineering (GATE) 2016 was organized by the Indian Institute of Science on behalf of the National Coordination Board (NCB) for the Department of Higher Education, Ministry of Human Resource Development (MHRD), Government of India.

Authenticity of this scorecard can be verified at the GATE 2016 website <http://gate.iisc.ernet.in>



Scorecard
Number
AGN5B

GATE 2016 Scorecard

Graduate Aptitude Test in Engineering

Name


SHAIK IRFAN AHAMED

Registration Number

ME16S37003140

Examination Paper

Mechanical Engineering (ME)



SHAIK IRFAN AHAMED

(Candidate's Signature)

Organizing Institute for GATE 2016 : Indian Institute of Science

GATE Score **385**

Valid from March 23, 2016 to March 22, 2019

Mark out of 100* **33.09**

All India Rank in this paper **22757**

Qualifying Marks**

29.6	26.6	19.7
General	OBC (NCL)	SC/ST/PwD

**Number of Candidates
Appeared in this paper** **197789**

* Normalized marks for multisession papers

** A candidate is considered qualified if the marks secured are greater than or equal to the qualifying marks mentioned in the relevant category for which a valid category certificate, if applicable, must be produced along with this scorecard.

Digital Fingerprint : f6cee3c3189c69c1222585971ac958d6

March 23, 2016

T. Bhattacharyya
Prof. Tirthankar Bhattacharyya

Organizing Chairperson GATE2016 on behalf of NCB-GATE, for MHRD

The GATE 2016 score is calculated using the formula

$$GATE\ Score = S_q + (S_t - S_q) \frac{(M - M_q)}{(\bar{M}_t - M_q)}$$

where,

M is the marks obtained by the candidate in the paper, mentioned on this scorecard in GATE 2016

M_q is the qualifying marks for general category candidate in the paper

\bar{M}_t is the mean of marks of top 0.1% or top 10 (whichever is larger) of the candidates who appeared in the paper (in case of multisession papers including all sessions)

S_q : 50, is the score assigned to M_q

S_t : 100, is the score assigned to M_t

In the GATE 2016 score formula, M_q is 25 marks (out of 100) or $\mu + \sigma$, whichever is greater. Here μ is the mean and σ is the standard deviation of marks of all the candidates who appeared in the paper.

Qualifying in GATE 2016 does not guarantee either an admission to a post-graduate program or a scholarship/assistantship. Admitting institutes may conduct further tests and interviews for final selection.

Codes for XE and XL Paper Sections (compulsory section and any other two sections) :

XE: Engineering Sciences

A-Engineering Mathematics (compulsory)

B-Fluid Mechanics

C-Material Science

D-Solid Mechanics

E-Thermodynamics

F-Polymer Science and Engineering

G-Food Technology

XL: Life Sciences

H-Chemistry (compulsory)

I-Biochemistry

J-Botany

K-Microbiology

L-Zoology

M-Food Technology

Dr. K.C. VARAPRASAD

Professor & Head

Dept. of Mechanical Engineering

Sree Vidyanikethan Engineering College

TIRUPATI - 517 102

Graduate Aptitude Test in Engineering (GATE) 2016 was organized by the Indian Institute of Science on behalf of the National Coordination Board (NCB) for the Department of Higher Education, Ministry of Human Resource Development (MHRD), Government of India.

Authenticity of this scorecard can be verified at the GATE 2016 website <http://gate.iisc.ernet.in>

Test Report Form

ACADEMIC

NOTE Admission to undergraduate and post graduate courses should be based on the ACADEMIC Reading and Writing Modules.
GENERAL TRAINING Reading and Writing Modules are not designed to test the full range of language skills required for academic purposes.
It is recommended that the candidate's language ability as indicated in this Test Report Form be re-assessed after two years from the date of the test.

Centre Number

IN855

Date

08/OCT/2016

Candidate Number

168892

Candidate Details

Family Name

MANGIRI

First Name

PAVAN KUMAR

Candidate ID

P3929255



Date of Birth

25/12/1995

Sex (M/F)

M

Scheme Code

Private Candidate

Country or Region
of Origin

Country of
Nationality

INDIA

First Language

TELUGU

Test Results

Listening

7.0

Reading

6.5

Writing

6.0

Speaking

6.0

Overall
Band
Score

6.5

CEFR
Level

B2

Administrator Comments

Dr. K.C. VARAPRASAD
Professor & Head
Dept. of Mechanical Engineering
Sree Vidyanikethan Engineering College
TIRUPATI - 517 102

Administrator's
Signature

Centre stamp



Validation stamp



Date

20/10/2016

Test Report Form
Number


16IN168892MANP855A

(14) 12-3AS

COMMON ADMISSION TEST (CAT)-2015 INDIAN INSTITUTES OF MANAGEMENT



CAT 2015 SCORE CARD



Name of the Candidate	CAT Registration Number / User Id	Gender	Date of Birth
THAMMANNAGARI LOKESH	5073905	Male	17/Apr/1995
Candidate's Contact Details and Email Id	Category	PWD/DA Status(*)	Date and Time of Test
3-170 EGUVAVEEDHI VILLAGE THONDAMANADU POST SRIKALAHASTI MANDAL District: Chittoor State: ANDHRA PRADESH Email: tlokes1995@gmail.com	NC-OBC	No	29/Nov/2015 9:00 AM - 12:00 Noon

Section - 1		Section - 2		Section - 3		Total	
Verbal Ability & Reading Comprehension		Data Interpretation & Logical Reasoning		Quantitative Ability			
Scaled Score	Percentile	Scaled Score	Percentile	Scaled Score	Percentile	Overall Scaled Score	Overall Percentile
45.86	79.4	41.02	94.09	53.73	96.22	140.61	94.35

Instructions:

- Only candidates who have taken the Common Admission Test (CAT 2015) are entitled to receive the score card. Keep a print-out of this score card for your information pertaining to CAT 2015. You will not receive score card by email or by post.
- The Overall Scaled Score is the sum of the scaled scores of the candidate in different components.
- Percentile refers to percentage of candidates who receive score less than or equal to the score obtained by the candidate.
- IIMs and Non-IIM member institutions independently decide how to use CAT 2015 scores on the basis of their own selection process. The scores are to be used only for selecting the candidates to their Post Graduate / Fellow Programme(s) in Management.
- Detection of instances of incorrect information and process violation by a candidate at any stage will lead to disqualification of the candidate. Candidate's score will become null and void and he/she will not be allowed to appear for CAT in future. If such instances go undetected during the current selection process but are detected in subsequent years, such disqualification will take place with retrospective effect.
- All queries regarding post-CAT 2015 selection process must be directed to respective IIMs. CAT Centre will not answer post-CAT related queries.
- CAT 2015 score is valid only until 31st December 2016 and subject to meeting the minimum eligibility marks in the qualifying examination.
- Toll free number 1800-266-0207 will be available till 20th January, 2016 and the webmail support cathelpdesk@iimcat.ac.in will be available till 31st March, 2016 respectively.

(*) Person with disability/ Differently Abled Candidates.

Dr. K.C. VARAPRASAD
Professor & Head
Dept. of Mechanical Engineering
Sree Vidyanikethan Engineering College
TIRUPATI - 517 102

14/15/2017

Gmail - Provisional Admission Offer for Post Graduate Programme in Management at Indore (2017-19 Batch)

12121903A5 (15)



2016-Batch

Lokesh T <tlokes1995@gmail.com>

Provisional Admission Offer for Post Graduate Programme in Management at Indore (2017-19 Batch)

2 messages

PGP ADMISSION <pgpadmission@iimdr.ac.in>

To: tlokes1995@gmail.com

Wed, May 31, 2017 at 5:34 PM

Cc: PGPadmission IIM Indore <pgpadmission@iimdr.ac.in>

Reference: PGP/Indore/ADM/2017-2019/ ML4

Tuesday, May 30, 2017

CAT-2016 Registration No: 6139435

Subject: Provisional Admission Offer for Post Graduate Programme in Management at Indore (2017-19 Batch) of Indian Institute of Management Indore.

Dear THAMMANNAGARI LOKESH,

Congratulations!

I am pleased to inform you that you have been provisionally selected for admission to IIM Indore's Two-Year Post-Graduate Programme in Management at Indore (PGP 2017-19 Batch) under the category you have registered for CAT 2016.

This admission offer is valid subject to your fulfilling the requirements as mentioned in the Appendix. You are advised to carefully go through the Appendix and ensure that you are meeting with the admission requirements of the Institute.

In the event of your acceptance of our admission offer you need to give your consent of acceptance. We would appreciate, if you could let us know about your acceptance of admission offer through email at pgpadmission@iimdr.ac.in by Monday, June 05, 2017, 1:00 PM with a soft copy of letter of acceptance mentioning the remittance details and subsequently submit the same at the time of registration on June 30, 2017.

With best wishes,

Chairperson, Admissions

Dr. K. C. MARGAPURAD
Professor & Head
Dept. of Mechanical Engineering
Sree Vidyanikethan Engineering College
TIRUPATI - 517 102

Attached: Letter of Acceptance, Appendix - Terms of Admission Offer, Programme Fee and Payment Schedule and Bank Account details