

S.No.	Roll No.	Name of the Student	Exam passed/qualified (NET/SLET/GATE/GMAT /CAT/GRE/TOEFL/Civil services/ state government examinations)
2016-17			
1.	CE17S87018111	T Venkata jaya sumanth	GATE
2.	CE17S87016043	A Pavan kumar	GATE
3.	CE17S87016066	A Suhrudha	GATE
4.	CE17S77014074	B Nithisha	GATE
5.	CE17S77017081	B Priya	GATE
6.	CE17S87011310	C Venkata sai giridhar	GATE
7.	CE17S77019077	D Arun kumar	GATE
8.	CE17S87018028	G Prabhudeva	GATE
9.	CE17S87015051	G P lakshmiprathyusha	GATE
10.	CE17S77015020	G Chanakya	GATE
11.	CE17S87019105	K Venkata balaiah	GATE
12.	CE17S87019048	Suresh kumar reddy	GATE
13.	CE17S77014080	S B Gowthami	GATE
14.	CE17S87018034	P Mohan	GATE
15.	CE17S81101080	V Vinod kumar	GATE
16.	13121A0207	ANJANEYULU MANOJ	GATE
17.	13121A0209	ARAMBAKAM SREERAM	GATE
18.	13121A0211	ASAN ADITYA	GATE
19.	13121A0222	BOYALLA VAMSI KIRAN	GATE
20.	13121A0230	DABBUDUPALLI RAVINDRAKUMAR	GATE
21.	13121A0267	KOMMIDDI HARSHA VARDHAN	GATE
22.	13121A0270	KOPPARTI HARISHA	GATE
23.	13121A0278	MADHA NAGAMANI	GATE
24.	13121A0283	MALEPATI VENKATA SAI KRISHNA	GATE
25.	13121A0292	NAGAMUNTHALA TEJARAM	GATE
26.	13121A02A0	NARREDDY KARTHIKESWAR REDDY	GATE

27.	13121A02A5	ORSU HAREESH KUMAR	GATE
28.	13121A02B4	PAMUJULA MADHUSUDHAN	GATE
29.	13121A02D6	REDDY SRINIVASA REDDY	GATE
30.	13121A02G6	V NAVEEN SUBRAMANYAM	GATE
31.	14125A0209	DUDEKULA SHAMEER BABU	GATE
32.	14125A0210	ERABOINA VENKATA HARI KRISHNA	GATE
33.	14125A0214	JERUBANDI RAJA	GATE
34.	14125A0218	LINGALA SATHEESH KUMAR REDDY	GATE
35.	14125A0223	PACHINILLA SURYA PRAKASH RAO	GATE
36.	13121A0236	EEDIGA HARSHAVARDHAN GOUD	CAT
37.	13121A0311	BATULA SOWMYA	GATE
38.	13121A0324	CHALLAGALI VAMSI	GATE
39.	13121A0369	SAI NIKHIL KUMAR REDDY KODURU	GATE
40.	13121A0367	KATHI SIDDARTHA	GATE
41.	13121A0370	KOLLU SATHVIC	GATE
42.	13121A0390	MOGILI VENAKATA SAI KRISHNA	GATE
43.	13121A03C0	PANTRA DINESH	GATE
44.	13121A03F1	SURA MANIKANTA REDDY	GATE
45.	13121A03D7	SAPRAM GURUPRASAD	GATE
46.	13121A03E4	SHAIK TABREZ	GATE
47.	13121A03G1	THUMMALA SRAVAN CHOWDARI	GATE
48.	13121A03G2	V G UDAY KUMAR	GATE
49.	13121A03G6	VELLALA LAKSHMI SRINIVAS	GATE
50.	13121A03H0	YARLAGADDA AKHILA	GATE
51.	13121A03F4	TELAGAPALLI NIRMAL KUMAR	IELTS
52.	13121A0378	MADDUKURI SAI TEJA	IELTS
53.	13121A03A3	NANDYALA SASHI KUMAR	IELTS
54.	13121A0408	AVAYAMUKHARI VENKATA PRAVEEN NAIDU	GATE
55.	13121A0454	GOTTIGUNDALA SAHITHI	GATE

56.	13121A0422	BHOOMA MOHANKRISHNA	GATE
57.	13121A0467	K MUNEENDRA BABU	GATE
58.	13121A0432	CHEVULA MAHESWARI	GATE
59.	13121A0444	DUDEKULA HUMAYUN	GATE
60.	13121A0497	MEENIGA VARUN	GATE
61.	13121A04B7	NUTHALAPATI HARIKA	GATE
62.	13121A04G8	YELLAKARA PURNANANDA HARI	GATE
63.	13121A04F4	THYUUR HARSHA VARDHAN	GATE
64.	13121A04F2	THEERTHALA VENKATA SAI RAGHURAM	GATE
65.	14125A0431	SUDDHAMALLA PRASADA REDDY	GATE
66.	13121A04E9	T S REDDY LEELA SAI	GATE
67.	13121A04E4	SUMANTH KUMAR REDDY KUMMITHA	GATE
68.	13121A04G0	VEMANI PAVAN KUMAR	GATE
69.	13121A04F1	THANJAVUR SWETHA	GATE
70.	13121A04D0	PULAGURA VINEELA	CAT
71.	13121A04D7	SHAIK BARESHA VALLI	CAT
72.	13121A0497	MEENIGA VARUN	CAT
73.	13121A0475	KEERAKATTA JYOTHIRMAYE	CAT
74.	12125A0422	VANGAPATTU KIRAN KUMAR	GRE
75.	13121A04A7	MUKKAVALLI SRI VENKATA KOUSIK RAJA	GRE
76.	12121A0405	B GEETHEEKA SHERRONN	TOEFEL
77.	12125A0422	VANGAPATTU KIRAN KUMAR	TOEFEL
78.	13121A05B0	Muthireddy Sagar	GRE
79.	13121A05B7	N Pavan Krishna	GATE
80.	13121A05C2	P Charishma	GATE
81.	13121A05C5	P Venkata Lokesh	GRE
82.	13121A05D1	Pattipati Akhil	TOFEL
83.	13121A05D5	Puranam Harish	GRE
84.	13121A05D7	R Vinay	GATE

85.	13121A0507	Addanki Chandra Swarathesh	GRE
86.	13121A0510	B S Jaswanth	GATE
87.	13121A0519	Cherukuru Veda Prakash	GRE
88.	13121A0528	D Ravi Teja	GATE
89.	13121A0533	Devireddy Mahendra Reddy	GRE
90.	13121A0542	G Chandana Priya	GRE
91.	13121A0546	Gokul Reddy P	GATE
92.	13121A0557	K Kavya Laalasa	GRE
93.	13121A0559	K Ravi Shankar	GATE
94.	13121A0575	K Anudeep	GATE
95.	13121A0576	K Yaswanth	GATE
96.	13121A1016	Boyapati Suresh	GATE
97.	13121A1099	Theegala Anjaiah	GATE
98.	13121A1202	A NIHARIKA	GRE
99.	13121A1215	C PRANAVA REDDY	IIITH
100.	13121A1221	D UDAY KIRAN REDDY	VITME
101.	13121A1269	P HEMA MADHURI	PGECET
102.	13121A1268	P PRATAP	PGECET
103.	14125A1201	G VENU GOPAL	PGECET
104.	14125A1202	M VINOD KUMAR REDDY	PGECET
105.	13121A1256	M SAI KUMAR	GRE
106.	13121A1209	B USHA SREE	PGECET
107.	13121A1248	K VAMSIDHAR	PGECET
108.	13121A1246	K SAI SARTHIK	GRE
109.	13121A1239	K CHETAN KUMAR REDDY	IELTS
110.	13121A1244	K KHAJA MOINUDDIN	PGECET
111.	13121A1242	K NAVYA	PGECET
112.	13121A1518	C PUSHPA	APPGECET 2017
113.	13121A1528	G NEEHARIKA	IBS Hyderabad

114.	13121A1596	T AISWARYA	GMAT
115.	13121A1592	S NEELIMA	APPGECET 2017
116.	13121A1503	A Soundarya	IELTS
117.	13121A1529	K PAVAN KALYAN	IELTS
118.	13121A1533	G MAMATHA	IELTS
2015-16			
1.	CE16S77019097	P Uday teja reddy	GATE
2.	CE16S57021137	P Vishnu vardhan Reddy	GATE
3.	CE16S57013202	P Ramteja	GATE
4.	CE16S57020081	T Ravi Teja	GATE
5.	CE16S77018013	S Prasanth kumar	GATE
6.	CE16S57017013	G Sree lakshmi	GATE
7.	CE16S57020093	M Pranithamai	GATE
8.	CE16S77010093	P Pushpalatha	GATE
9.	CE16S57019045	M Akhil	GATE
10.	CE16S71004012	S Lokesh kumar	GATE
11.	13125A0231	SAKE RAJESWARI	PGCET
12.	12121A02E9	SHAIK ASMA	PGCET
13.	12121A02C2	P RAJAKULAYAPPA	GATE
14.	12121A0217	BESTAVEMULA JAYA ACHYUTH	MAT
15.	12121A02H1	VANGIMALLA SIVATEJA REDDY	GRE
16.	12121A02F1	SHAIK IRFANA SHEREEN	GRE
17.	12121A0361	MANUR SANTHARAM SAI CHARAN	GATE
18.	12121A0375	NOSSOM HANEEF	GATE
19.	12121A0388	RACHAMALLA VIKRANTH	GATE
20.	12121A0392	SHAIK IRFAN AHAMED	GATE
21.	13121A0342	GANDLURI KESAVARDHAN	CAT
22.	13121A03H0	YARLAGADDA AKHILA	GRE
23.	13121A0385	MANGIRI PAVAN KUMAR	IELTS

24.	12121A0375	NOSSOM HANEEF	STATE GOVT. JOB
25.	12121A0405	B GEETHEEKA SHERRONN	GATE
26.	12121A0459	KUDUMALA CHETANA VALLI	GATE
27.	12121A0445	K SUNIL KUMAR	GATE
28.	12121A0454	KONETI PAVAN KUMAR	GATE
29.	12121A0424	G GNAPIKA	GATE
30.	12121A0470	MANDAPAM HEMANTH	GATE
31.	12121A0438	HRUDAY LANKIPALLI	GATE
32.	12121A0452	KONDURU KOKILA	GATE
33.	13125A0404	CHOWDAM BHARATH KUMAR	GATE
34.	12121A04B6	VELPUCHARLA HARSHA VARDHAN	GATE
35.	12121A0410	C P RUPESH	CAT
36.	12121A0438	HRUDAY LANKIPALLI	CAT
37.	12121A04A0	SHAIK MOHAMMED SHAMSHUDDIN SAMDHANI	GRE
38.	12121A0467	MADDURU ROHITH KUMAR	GRE
39.	07121A04C9	Y V S G PHANI S	GRE
40.	11121A0477	PATURU CHATHURA	TOEFEL
41.	12121A04A0	SHAIK MOHAMMED SHAMSHUDDIN SAMDHANI	TOEFEL
42.	12121A0482	PALICHERLA SOUMYA	NMAT
43.	12121A0509	Bhuma Venkata Sravan Kumar	GATE
44.	12121A0528	Gopavaram Dharanikumar	GATE
45.	12121A05B8	Y Prathyusha	GATE
46.	12121A0503	Anki Nanda Kishore Reddy	GRE,IELTS
47.	12121A0513	Challa Pallavi	GRE
48.	12121A0526	Galla Manisha	GRE
49.	12121A0531	Itharaju Narasimha Murthy	GRE, IELTS
50.	12121A05A3	Shaik Mohammad Sameer	GRE
51.	12121A05B5	Vannala Bhaskar Raghavendra	GRE
52.	12121A0534	Kilari Kumar	GRE

53.	12121A0541	Kalluru Deepakraj	GRE
54.	12121A0545	Sai Saketh Karanam	GRE, IELTS
55.	12121A0556	Likhitha chennapalli	GRE
56.	12121A0570	Navuluri Saikumar	GRE
57.	12121A0584	Pavuluri Muni Sai Nivas	GRE
58.	12121A0585	Peddirappagari Bhanu	GRE
59.	12121A0589	Duriseti Priyanka	GRE
60.	12121A0590	Pulicherla Vidruma	GRE
61.	12121A05A7	Stithapragna Perimbeti	GRE
62.	13125A0504	E Thulasidhar	GRE
63.	12121A1053	Karumuri Vivith Kumar	GRE
64.	12121A1019	Chennareddigari Subhasree	GRE
65.	12121A1079	Devanuri VenkataSaiRam Bharadwaj	GRE
66.	12121A10B9	Ulava SethuKumar	GRE
67.	12121A1090	Sakkur Jahnavi	GRE
68.	12121A1075	Nadhendla Kusuma	GRE
69.	12121A1019	Chennareddigari Subhasree	TOEFL
70.	12121A1089	S Aheesh	TOEFL
71.	12121A10B1	Ulava SethuKumar	IELTS
72.	12121A1060	Lakshmi Reddy Aarya	TOEFL
73.	12121A1053	Karumuri Vivith Kumar	TOEFL
74.	12121A1090	Sakkur Jahnavi	IELTS
75.	12121A1043	Gopinadha Naidu	GATE
76.	12121A1233	G BHAGYASREE LAVANYA	IELTS
77.	12121A1289	S MUKESH ALI	PGE CET
78.	12121A12A2	T SAI KUMAR	PGE CET
79.	11121A1285	T MOUNIKA	IELTS
80.	12121A1291	S NAGENDRA VARMA	GRE
81.	12121A1295	MOHAMMED INAYATHULLA	GATE

82.	12121A15A4	T YESWANTH	TOEFL
83.	12121A1506	ANU INDLA	VIT UNIVERSITY, STATE GOVERNMENT EXAM
84.	12121A1528	G MANORANJAN	APPGECE2016- STATE GOVERNMENT EXAM
85.	12121A1533	G RAJESH	APPGECE2016- STATE GOVERNMENT EXAM
86.	12121A1543	A HARINATH	GRE
87.	12121A1593	R CHANDANA ROOPA REDDY	TOEFL
88.	12121A1508	A MANI CHAITANYA	GATE-2016
2014-15			
1.	CE77016S8123	K Sriharsha reddy	GATE
2.	CE77016S8210	T Lokesh	GATE
3.	11121A0231	EDULA UMA KALYANI	GATE
4.	11121A0234	EMMEY TEJA	GATE
5.	11121A0255	KANDUKURI PUNEETH KUMAR	GATE
6.	11121A0249	K HARISH	GATE
7.	11121A0248	K C RAJASHEKAR	GATE
8.	11121A0246	JYOTHI INDRASENA REDDY	GATE
9.	11121A0276	MOTUPALLI BHUPATHI	GATE
10.	11121A0282	NALAGANGU MOHAN SAI KRISHNA	GATE
11.	11121A0290	PALAGATI DIVYA	GATE
12.	11121A0256	KARNUM VINUTHA	CAT
13.	11121A0259	KOKKINTI ANUSHA	CAT
14.	11121A0221	VISHNU KIRAN CHIGURUPATI	GRE
15.	11121A0228	D VENKATA KRISHNA	GRE
16.	11121A0235	ERANI LALITH ANUROOP	GRE
17.	11121A0204	ALAGALA RAMA SIVA SAI	GRE
18.	11121A02B3	VADDARAPU MURALI KRISHNA	GRE
19.	11121A0291	PAVAN KUMAR REDDY PANDIRIPALLI	GRE
20.	11121A0288	PURAM PRUDVI	GRE
21.	11121A0230	EDDULA KRANTHI KUMAR	GRE

22.	11121A0217	C SUSMITHA	PGET
23.	11121A0227	D SUSHMITHA PRIYADARSHINI	PGET
24.	11121A0233	E VIJAY	PGET
25.	11121A0328	KAPIREDDY RAM KUMAR	GATE
26.	11121A0333	M.RUPESH	GATE
27.	11121A0348	RENTALA AISWARESH	GATE
28.	11121A0359	YELLAMPATI VISHNUVARDHAN	GATE
29.	11121A0352	THOKALA PREMCHANDER	GRE
30.	11121A0339	NALAMALAPU BIPIN SAI	CAT
31.	12121A03A5	THAMMANNAGARI LOKESH	CAT
32.	11121A0503	Addanki Sai Satish	GRE
33.	11121A0507	Aluri Sai Dheeraj	GRE
34.	11121A0512	B Sandeep	GRE
35.	11121A0518	Bijjam Srihari	GRE
36.	11121A0525	K Venkat Sai Teja	GRE
37.	11121A0527	Dasari Goutham	GRE
38.	11121A0528	Dommaraju Viswa Teja	GRE
39.	11121A0532	G Sreehitha	GRE
40.	11121A0548	Kancharla Lakshmi Dinesh	GRE
41.	11121A0573	Neela Sravya	GRE
42.	11121A0593	Shaik Naseer	GRE
43.	11121A05B4	Varshita B	GRE
44.	12125A1021	Kanumuri varun	GRE
45.	11121A1012	Bukkasamudram Neetha reddy	GRE
46.	11121A1054	Kiran Kumar A.S	GRE
47.	12125A1021	Kanumuri varun	TOEFL
48.	11121A1234	D SAI LEKHYA	FASHION DESIGNING
49.	11121A1290	ISHAN CHINTHA REDDY	GRE
50.	11121A12A5	V HARSHATH KUMAR	POSTAL SERVICES

51.	11121A1214	B NARASIMHA KUMAR	GATE
52.	11121A1212	B NAVEEN NAIK	RAILWAYS
53.	11121A1254	M RAVEENDRA	GRE
54.	11121A1222	D VENKATA SUSHMITHA	GRE
55.	11121A1205	A UDAY KUMAR	GRE
56.	11121A12A9	B UJWALA	GRE
57.	11121A12B3	V MANEESHA	GATE
2013-14			
1.	CE703401198	M M Siddartha	GATE
2.	CE703402114	Seyed Althaf	GATE
3.	CE703302130	N Anusha	GATE
4.	CE703302168	B Kiran kumar	GATE
5.	CE703401133	N C Vikram	GATE
6.	CE703401093	S Eknath Yadav	GATE
7.	CE703401076	P S Harshith	GATE
8.	CE703301046	M Chandrakala	GATE
9.	CE703302145	K Deepanvitha	GATE
10.	CE703301091	P Krishna	GATE
11.	CE703301183	V Hima Bindhu	GATE
12.	CE703501116	G Yugandhar	GATE
13.	10121A0215	B VISHNU VARDHAN	GATE
14.	10121A0207	A SANTHOSH REDDY	GATE
15.	10121A0274	P SURESH BABU	GATE
16.	11125A0208	K BHAGYA LAKSHMI	GATE
17.	10121A0231	G PRAVALLIKA	GATE
18.	10121A02A5	T V S R HARSHINI	GATE
19.	10121A0253	M YUVARAJ	GATE
20.	10121A0212	N VIJAYA BHASKAR	GATE
21.	10121A02B0	U T SAI PAVAN KUMAR	CAT

22.	10121A02B0	U T SAI PAVAN KUMAR	GRE
23.	10121A0255	M JAYA SHEKAR REDDY	GRE
24.	10121A0257	NIVAS MEKALA	GRE
25.	10121A0261	MAHESH MOREES	GRE
26.	10121A0278	P VAMSI KRISHNA	GRE
27.	10121A0241	K VIVEK	GRE
28.	10121A0240	A JOHNEASTON	GRE
29.	10121A0225	V DEEPTHI TUSHARA	GRE
30.	10121A0209	B SUJITH KUMAR REDDY	GRE
31.	11125A0215	R BALAJI	PGE CET
32.	11121A0339	NALAMALAPU BIPIN SAI	CAT
33.	10121A0501	A Ajith	GATE
34.	10121A0510	Bandaru Venkata Hemanth Kumar	GATE
35.	10121A0553	Kashyap Sai Jayanth	GRE
36.	10121A0554	Keerthipati Vinay	GRE
37.	10121A0565	Madhitheti Gayazul Rahaman	GRE
38.	10121A0574	N V Bramhavardhan	GRE
39.	10121A0578	Nookala Ravi Kanth	GRE
40.	10121A05A9	Tanguturi Mahesh	GRE
41.	10121A05B5	Vadla Sravan Kumar	GATE
42.	10121A1083	Penna Venkata Lakshmi Dhatri	IELTS
43.	10121A1070	Muttamsetty Hymavathi	TOEFL
44.	10121A1001	Akbar Mohammed Arief	IELTS
45.	10121A1083	Penna Venkata Lakshmi Dhatri	GRE
46.	10121A1027	Enuguru Saipavan	GRE
47.	10121A1070	Muttamsetty Hymavathi	GRE
48.	10121A1203	A PALLAVI	GRE
49.	10121A1210	B HAREESH	CAT
50.	10121A1247	J RAMDAS GOVINDA	GRE

51.	10121A1271	M DIWAKAR REDDY	GRE
52.	10121A1276	M SHAIK ANEES	GRE
53.	10121A1282	P HARI PRIYA	GRE
54.	10121A1284	P JEEVAN THEJA	GRE
55.	10121A1259	K SINDHUJA	GATE
56.	10121A1209	B RAJESH NAIK	CAT
57.	10121A1249	J CHAITANYA	PGE CET
58.	10121A12A1	S PRANEETH REDDY	GRE
59.	10121A1296	R ABHILASH CHOWDARY	GRE
60.	11125A1216	S ARUN CHOWDARY	GRE
61.	10121A1283	B JAHEER	GRE
62.	10121A1245	G NAGA VAIDEHI	GRE
63.	10121A1233	D NAGA JYOTHI	POSTAL SERVICES
64.	11125A1210	S MAHESH	GRE
65.	10121A1288	P SRAVANI	IELTS
66.	10121A1238	G VAISHNAVI NAIDU	GRE
2012-13			
1.	76791031	G Bhargava Kumar Reddy	GATE
2.	76791078	A Lakshmi Narayana	GATE
3.	76801055	K Bhanu Prakash	GATE
4.	76811126	Y Venkata Radha Krishna	GATE
5.	76781036	K Venkat Uzwal	GATE
6.	76781126	S Kavya Reddy	GATE
7.	76791037	Ramasani lakshmi P.	GATE
8.	76801080	R jyosthna	GATE
9.	76791130	S Sulaiman	GATE
10.	76801068	M Hemanth Yadav	GATE
11.	76781021	T R Phanindra	GATE
12.	76811051	B Prasanth Naik	GATE

13.	76791185	P Dileep kumar	GATE
14.	76811160	B Hima Bindhu	GATE
15.	76781056	B Sunil Kumar	GATE
16.	10125A0210	M K NARESH KUMAR	GATE
17.	09121A0291	P DIMPLE RAJA	GATE
18.	09121A0273	N C BARATHWAJ	CAT
19.	09121A0208	B ASHOK	GRE
20.	09121A0262	HARIHARAN MINNAL SRINIVASAN	GRE
21.	09121A0277	P KALYAN	GRE
22.	09121A0262	HARIHARAN MINNAL SRINIVASAN	TOFEL
23.	09121A0501	A Chandra	GRE
24.	09121A0516	Bachupalli Pavan Kumar	GRE
25.	09121A0519	Chalasani Mohan Babu	GRE
26.	09121A0572	Meruva Sravan Kumar	GRE
27.	09101A1067	Mungara Yezurveda	GRE
28.	09121A1097	Tabjula L Jagadeeshwar	GATE
29.	09121A10A7	Y.Bhaskar Reddy	GATE
30.	09121A1007	Andra Sai Charan Sagar	GATE
31.	09121A1204	M ANIL KUMAR	GRE
32.	09121A1209	SANDEEP RAJ	GATE
33.	09121A1213	B KIRAN KUMAR	PGE CET
34.	09121A1262	N SAI AVINASH	CAT
35.	09121A1266	P GREESHMA REDDY	GRE
36.	09121A1270	P BHARGAVA REDDY	PGE CET
37.	10125A1209	G UMA KIRAN	PGE CET
38.	09121A1204	M ANIL KUMAR	GRE
39.	09121A1202	A MAHESH	GRE
40.	09121A1275	R VENKATA SAI Koushik	IELTS
41.	09121A1229	D LIKHITHA	GRE

42.	09121A1263	MOHAMMOD NOOR	TOEFL
43.	09121A1256	M VINAY SRIRAM CHARAN	GRE
44.	09121A1282	M SWETHA	GRE



For what

(Candidate's Signature)

Name

THATAVARTHI VENKATA JAYA SUMANTH

Registration Number

CE17S87018111

Examination Paper

Civil Engineering (CE)

[illegible]

^aNormalized marks for multisession papers

*** A candidate is considered qualified if the marks secured are greater than or equal to the qualifying marks mentioned for the category for which valid category certificate, if applicable is produced along with this scorecard.

March 26, 2017

Prof. Govind Joseph Chakrapani

Digital Fingerprint : 3b5e18704745092d8f211866aa45c176

Organizing Chairman, GATE 2017 on behalf of NCB-GATE, for MHRD



Name

ARIGELA PAVAN KUMAR

Registration Number

CE17S87016043

Examination Paper™

Civil Engineering (CE)



A. For kernel

(Candidate's Signature)

[illegible]

Normalized marks for multisession papers

*** A candidate is considered qualified if the marks secured are greater than or equal to the qualifying marks mentioned for the category for which valid category certificate, if applicable is produced along with this scorecard.

March 26, 2017.

Prof. Govind Joseph Chakrapani

Digital Fingerprint : e**b2781db8571f6207d1ada34b2544d4f**

Organizing Chairman, GATE 2017 on behalf of NCB-GATE, for MHRD



Name

ARIKATLA SUHRUDHA

Registration Number

CE17S87016066

Examination Paper

Civil Engineering (CE)



A. Subandono

(Candidate's Signature)

[illegible]

Normalized marks for multisession papers

***A candidate is considered qualified if the marks secured are greater than or equal to the qualifying marks mentioned for the category for which valid category certificate is produced along with this scorecard.

March 26, 2017

Prof. Govind Joseph Chakrapani

Digital Fingerprint : cd03a6f424358fcc2085d7b7200fc369

Organizing Chairman. GATE 2017 on behalf of NCB-GATE, for MHRD

Organizing Chairman. GATE 2017 on behalf of NCB-GATE, for MHRD



GATE 2017 Scorecard

Name _____

B.NITHISHA

Registration Number

CE17S77014074

Examination Paper

Civil Engineering (CE)

Dr. Anita S.

(Candidate's Signature)

[illegible]

Normalized marks for multisection papers

*** A candidate is considered qualified if the marks secured are greater than or equal to the qualifying marks mentioned for the category for which valid category certificate. If applicable is produced along with this scorecard.

Digital Fingerprint : a400aba5fabb3ad7727c4c22977c93

March 26, 2017

Prof. Govind Joseph Chakrapani
on behalf of NCB-GATE, for MHRD

GATE 2017 Scorecard

Graduate Aptitude Test in Engineering

Graduate Aptitude Test in Engineering

Name

BODIREDDY PRIYA

Registration Number

CE17S77017081

Examination Paper

Civil Engineering (CE)



B. Prins

(Candidate's Signature)

[illegible]

•Normalized marks for multisection papers

*** A candidate is considered qualified if the marks secured are greater than or equal to the qualifying marks mentioned for the category for which valid category certificate, if applicable is produced along with this scorecard.

March 26, 2017

Prof. Govind Joseph Chakrapani

Digital Fingerprint : d5d1bcd1b4b13c5be9bd1909e22995eb8d

Organizing Chairman, GATE 2017 on behalf of NCB-GATE, for MHRD



Name

CHEJARLA VENKATA SAI GIRIDHAR

Registration Number

CE17S87011310

Examination Paper

Civil Engineering (CE)



Ch. V.S. Gridhay

(Candidate's Signature)

[illegible]

Normalized marks for multisession papers

*** A candidate is considered qualified if the marks secured are greater than or equal to the qualifying marks mentioned for the category for which valid category certificate, if applicable is produced along with this scorecard.

March 26, 2017

Prof. Govind Joseph Chakrapani

Digital Fingerprint : 7b6c42bbc75117b5106bb63a2d958671

Organizing Chairman, GATE 2017 on behalf of NCB-GATE, for MHRD



Name

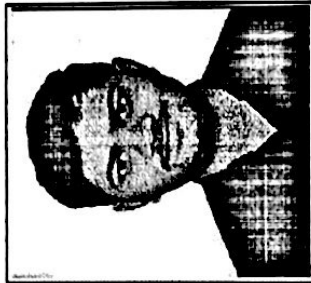
DABBARA ARUN KUMAR

Registration Number

CE17S77019077

Examination Paper

Civil Engineering (CE)



D. Arun Kumar

(Candidate's Signature)

[illegible]

Normalized marks for multisession papers

**** A candidate is considered qualified if the marks secured are greater than or equal to the qualifying marks mentioned for the category for which valid category certificate, if applicable is produced along with this scorecard.**

Digital Fingerprint : b8a60ccc07242b5309b4c7d3412d622

March 26, 2017

Prof. Govind Joseph Chakrapani

Organizing Chalman, GATE 2017 on behalf of NCB-GATE, for MHRD

G. J. Chakrapani



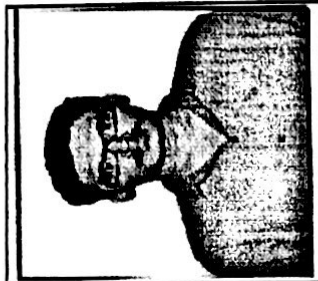
G PRABHUDEVA

Registration Number

CE17S87018028

Examination Paper

Civil Engineering (CE)



G. Paul

(Candidate's Signature)

[illegible]

Normalized marks for multisection papers

*** A candidate is considered qualified if the marks secured are greater than or equal to the qualifying marks mentioned for the category for which valid category certificate, if applicable is produced along with this scorecard.

March 26, 2017

G. J. Chakrapani
Prof. Govind Joseph Chakrapani

Digital Fingerprint : 99ba748954317c4375c631252f12aac2

Organizing Chairman, GATE 2017 on behalf of NCB-GATE, for MHRD



GAJULA P LAKSHMIPRATHYUSHA

CE17S87015051

Civil Engineering (CE)



(Candidate's Signature)

[illegible]

^aNormalized marks for multisession papers

•• A candidate is considered qualified if the marks secured are greater than or equal to the qualifying marks mentioned for the category for which valid category certificate, if applicable is produced along with this scorecard.

Prof. Govind Joseph Chakrapani

Digital Fingerprint : dd5f637cec959104e98ae0ba5dabf3e

Organizing Chairman, GATE 2017 on behalf of NCB-GATE, for MHRD



GANDIA CHANAKYA

Registration Number

CE17S77015020

Examination Paper

Civil Engineering (CE)



G. Charakya

(Candidate's Signature)

[illegible]

Normalized marks for multisession papers

*** A candidate is considered qualified if the marks secured are greater than or equal to the qualifying marks mentioned for the category for which valid category certificate, if applicable is produced along with this scorecard.

Digital Fingerprint : cffdcddec1bb702750c4d5eb9637f9640

March 26, 2017

Prof. Govind Joseph Chakrapani

Organizing Chairman, GATE 2017 on behalf of NCB-GATE, for MHRD

Journal of Interpersonal Violence 2017; 32(19): 608-624
DOI: 10.1177/0886260517711111
© The Author(s) 2017
Reprints and permissions: <http://www.sagepub.com/journalsPermissions.nav>



Name

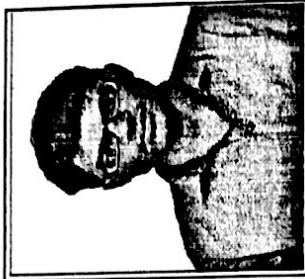
KAMI VENKATA BALAIAH

Registration Number

CE17S87019105

Examination Paper

Civil Engineering (CE)



K.v.B. m.c.Ah

(Candidate's Signature)

[illegible]

Normalized marks for multisection papers

*** A candidate is considered qualified if the marks secured are greater than or equal to the qualifying marks mentioned for the category for which valid category certificate, if applicable is produced along with this scorecard.

March 26, 2017

Digital Fingerprint : 099439dd99ab1579ef5aa425f21e0324

Organizing Chairman, GATE 2017 on behalf of NCB-GATE, for MHRD



SURESH KUMAR REDDY

Registration Number

CE17S87019048

Examination Paper

Civil Engineering (CE)



(Candidate's Signature)

[illegible]

Normalized marks for multisession papers

*** A candidate is considered qualified if the marks secured are greater than or equal to the qualifying marks mentioned for the category for which valid category certificate, if applicable is produced along with this scorecard.

Digital Fingerprint : 2e42f3a90abe208bb919c12b16fe18f3

March 26, 2017

Prof. Govind Joseph Chakrapani

Organizing Chairman, GATE 2017 on behalf of NCB-GATE, for MHRD



Name

S B GOWTHAMI

Registration Number

CE17S77014080

Examination Paper

Civil Engineering (CE)



Secretary

(Candidate's Signature)

[illegible]

***Normalized marks for multisession papers**

*** A candidate is considered qualified if the marks secured are greater than or equal to the qualifying marks mentioned for the category for which valid category certificate, if applicable is produced along with this scorecard.

March 26, 2017

Prof. Govind Joseph Chakrapani

Digital Fingerprint: fec9924c331d1625aebb7204edf55baa

Organizing Chairman, GATE 2017 on behalf of NCB-GATE, for MHRD



PILLAMGAYALA MOHAN

Registration Number

CE17S87018034

Examination Paper

Civil Engineering (CE)



(Candidate's Signature)

[illegible]

*Normalized marks for multisession papers

**** A candidate is considered qualified if the marks secured are greater than or equal to the qualifying marks mentioned for the category for which valid category certificate, if applicable is produced along with this scorecard.**

Digital Fingerprint : 456398ce2ea2d6cdccfe0d0690d0f807

March 26, 2017

Prof. Govind Joseph Chakrapani

Organizing Chairman, GATE 2017 on behalf of NCB-GATE, for MHRD



GATE 2017 Scorecard

Graduate Aptitude Test in Engineering



Name

VALLEPU VINOD KUMAR

Registration Number

CE17S81101080

Examination Paper

Civil Engineering (CE)

Vinod Kumar

(Candidate's Signature)

Mark out of 100* **34.76** **Valid from March-26, 2017 to March 26, 2020**

Qualifying Marks** **28.7** **25.8** **19.1** **All India Rank in this paper** **11457**

GATE Score **413** **Total Number of Candidates** **129225**

*Normalized marks for multisession papers

** A candidate is considered qualified if the marks secured are greater than or equal to the qualifying marks mentioned for the category for which valid category certificate, if applicable is produced along with this scorecard.

*Normalized marks for multisession papers

** A candidate is considered qualified if the marks secured are greater than or equal to the qualifying marks mentioned for the category for which valid category certificate, if applicable is produced along with this scorecard.

Digital Fingerprint : 9da90edf2b474c2c7201178284074fcc

March 26, 2017

G. J. Chakrapani
Prof. Govind Joseph Chakrapani

Organizing Chairman, GATE 2017 on behalf of NCB-GATE, for MHRD

The GATE 2017 score is calculated using the formula

$$GATE\ Score = S_q + (S_t - S_q) \frac{(M - M_q)}{(\bar{M}_t - M_q)}$$

where,

M is the marks obtained by the candidate in the paper, mentioned on this score card in GATE 2017

M_q is the qualifying marks for general category candidate in the paper

\bar{M}_t is the mean of marks of top 0.1% or top 10 (whichever is larger) of the candidates who appeared in the paper (in case of multi-session papers including all sessions)

$S_q = 350$, is the score assigned to M_q

$S_t = 900$, is the score assigned to \bar{M}_t

In the GATE 2017 score formula, M_q is usually 25 marks (out of 100) or $\mu + \sigma$, whichever is greater. Here μ is the mean and σ is the standard deviation of marks of all the candidates who appeared in the paper.

Qualifying in GATE 2017 does not guarantee either an admission to a post-graduate program or a scholarship/assistantship.

Admitting institutes may conduct further tests and interviews for final selection.

Codes for XE and XL Paper Sections (compulsory section and any other two sections)

XE: Engineering Sciences

A-Engineering Mathematics (compulsory)

B-Fluid Mechanics

C-Material Science

D-Solid Mechanics

E-Thermodynamics

F-Polymer Science and Engineering

G-Food Technology

H-Atmospheric and Oceanic Sciences

XL: Life Sciences

P-Chemistry (compulsory)

Q-Biochemistry

R-Botany

S-Microbiology

T-Zoology

U-Food Technology

Graduate Aptitude Test in Engineering (GATE) 2017 was organised by Indian Institute of Technology Roorkee on behalf of the National Coordination Board (NCB) for the Department of Higher Education, Ministry of Human Resource Development (MHRD),



Sree Vidyanikethan Engineering College

Sree Sainath Nagar, A.Rangampet – 517102



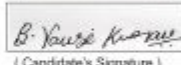
Department of EEE

Students qualifying in Competitive Exams (2016-2017)

Roll No.	:	13121A0207	Name	:	ANJANEYULU MANOJ
----------	---	------------	------	---	------------------

Candidate Details		GATE 2017 Scorecard Graduate Aptitude Test in Engineering	
	Name ANJANEYULU MANOJ	Registration Number EE17S57018104	
Performance	Mark out of 100* 48.14		Valid from March 26, 2017 to March 26, 2020
	Qualifying Marks** General 25.2 OBC (NCL) 22.6 SC/ST/PwD 16.7		All India Rank in this paper 2061
GATE Score 637		Total Number of Candidates 117443	
<p>*Normalized marks for multisession papers</p> <p>** A candidate is considered qualified if the marks secured are greater than or equal to the qualifying marks mentioned for the category for which valid category certificate, if applicable is produced along with this scorecard.</p> <p>Digital Fingerprint : 9d2bf777fa773965aa9f8bdcef81cd7d</p> <p>March 26, 2017</p> <p>Prof. Govind Joseph Chakrapani</p> <p>Organizing Chairman, GATE 2017 on behalf of NCB-GATE, for MHRD</p>			

Roll No.	:	13121A0222	Name	:	BOYALLA VAMSI KIRAN
----------	---	------------	------	---	---------------------

GATE 2017 Scorecard	
Graduate Aptitude Test in Engineering	
<div> <div>  </div> <div> Name BOYALLA VAMSI KIRAN </div> </div>	
<div> <div> Registration Number EE17S57016136 </div> <div> Examination Paper Electrical Engineering (EE) </div> </div>	
<div> <div>  </div> <div>  </div> </div>	
Mark out of 100** 28.8 Valid from March 26, 2017 to March 26, 2020	
Qualifying Marks** 25.2 22.6 16.7 All India Rank in this paper: 13039	
GATE Score 394 Total Number of Candidates 117443	
<small>*Normalised marks for multi-session papers</small> <small>** A candidate is considered qualified if the marks secured are greater than or equal to the qualifying marks mentioned for the category for which valid category certificate, if applicable is produced along with this scorecard.</small>	
<div> <div> March 26, 2017 </div> <div> Prof. Govind Joseph Chakrapani Organizing Chairman, GATE 2017 on behalf of NCB-GATE, for MHRD </div> </div>	
<small>Digital Fingerprint : 5480caa41368423b4863006d17353a3</small>	

The GATE 2017 score is calculated using the formula

$$GATE\ Score = S_q + (S_t - S_q) \left(\frac{M - M_q}{M_t - M_q} \right)$$

where,

M is the marks obtained by the candidate in the paper, mentioned on this score card in GATE 2017

M_q is the qualifying marks for general category candidate in the paper

M_t is the mean of marks of top 0.1% or top 10 (whichever is larger) of the candidates who appeared in the paper (in case of multi-session papers including all sessions)

$S_q = 350$, is the score assigned to M_q

$S_t = 900$, is the score assigned to M_t

In the GATE 2017 score formula, M_q is usually 25 marks (out of 100) or $\mu + \sigma$, whichever is greater. Here μ is the mean and σ is the standard deviation of marks of all the candidates who appeared in the paper.

Qualifying in GATE 2017 does not guarantee either an admission to a post-graduate program or a scholarship/assistantship. Admitting institutes may conduct further tests and interviews for final selection.

Codes for XE and XL Paper Sections (compulsory section and any other two sections)

XE: Engineering Sciences

A-Engineering Mathematics (compulsory)

B-Fluid Mechanics

C-Material Science

D-Solid Mechanics

E-Thermodynamics

F-Polymer Science and Engineering

G-Food Technology

H-Atmospheric and Oceanic Sciences

XL: Life Sciences

P-Chemistry (compulsory)

Q-Biochemistry

R-Botany





S-Microbiology

T-Zoology



U-Food Technology

Graduate Aptitude Test in Engineering (GATE) 2017 was organised by Indian Institute of Technology Roorkee on behalf of the National Coordination Board (NCB) for the Department of Higher Education, Ministry of Human Resource Development (MHRD), Government of India.

Roll No.	:	13121A0230	Name	:	DABBUDUPALLI RAVINDRAKUMAR
----------	---	------------	------	---	----------------------------

Candidate Details	
 <h2 style="text-align: center;">GATE 2017 Scorecard</h2> <h3 style="text-align: center;">Graduate Aptitude Test in Engineering</h3>	
Name	DABBUDUPALLI RAVINDRAKUMAR
Registration Number	EE17S67015036
Examination Paper	Electrical Engineering (EE)
	  (Candidate's Signature)
Mark out of 100* 24.74 Valid from March 26, 2017 to March 26, 2020	
Qualifying Marks** 25.2 22.6 16.7 All India Rank in this paper: 17770	
General OBC (NCL) SC/ST/PwD	
GATE Score	343 Total Number of Candidates 117443
<small>*Normalized marks for multisession papers</small> <small>** A candidate is considered qualified if the marks secured are greater than or equal to the qualifying marks mentioned for the category for which valid category certificate, if applicable is produced along with this scorecard.</small>	
Digital Fingerprint : cb591ea977548f50490d28685db8496e	
<div style="display: flex; justify-content: space-between;"> <div> March 26, 2017 Organizing Chairman, GATE 2017 on behalf of NCB-GATE, for MHRD </div> <div>  Prof. Govind Joseph Chakrapani </div> </div>	

Roll No.	:	13121A0267	Name	:	KOMMIDDI HARSHA VARDHAN
----------	---	------------	------	---	-------------------------

Candidate Details	
 <h2 style="text-align: center;">GATE 2017 Scorecard</h2> <h3 style="text-align: center;">Graduate Aptitude Test in Engineering</h3>	
Name <div style="border: 1px solid black; padding: 2px;">K.HARSHAVARDHAN</div>	
Registration Number <div style="border: 1px solid black; padding: 2px;">EE17S67016167</div>	
Examination Paper <div style="border: 1px solid black; padding: 2px;">Electrical Engineering (EE)</div>	
 <div style="border: 1px solid black; padding: 2px; display: inline-block;">K. Harshavardhan</div> <small>(Candidate's Signature)</small>	
Mark out of 100* 17.93 Valid from March 26, 2017 to March 26, 2020	
Qualifying Marks** 25.2 22.6 16.7 All India Rank in this paper: 30997	
GATE Score 257 Total Number of Candidates: 117443	
<small>* Normalized marks for multi-session papers ** A candidate in GATE 2017 is eligible if the marks secured are 30000/100 or equal as the qualifying marks mentioned for the category for which candidate is appearing. If applicable it is calculated using the following formula: <small>March 26, 2017</small> Prof. Govind Joseph Chakrapani <small>Digital Paper ID: 094ad0269449e1011dc015642000122</small> Copyright © 2017. All rights reserved. GATE 2017 is a trademark of IITR, IIT Bombay. </small>	

The GATE 2017 score is calculated using the formula

$$GATE\ Score = S_q + (S_p - S_q) \frac{(M - M_q)}{(R_p - M_q)}$$

where,

M is the marks obtained by the candidate in the paper; mentioned on this score card in GATE 2017

M_q is the qualifying marks for general category candidate in the paper

R_p is the mean of marks of top 0.1% or top 10 (whichever is larger) of the candidates who appeared in the paper (in case of multi-session papers including all sessions)

$S_q = 350$, is the score assigned to M_q

$S_p = 900$, is the score assigned to M

In the GATE 2017 score formula, M_q is usually 25 marks (out of 100) or $\mu + \sigma$, whichever is greater. Here μ is the mean and σ is the standard deviation of marks of all the candidates who appeared in the paper.

Qualifying in GATE 2017 does not guarantee either an admission to a post-graduate program or a scholarship/assistantship.

Admitting institutes may conduct further tests and interviews for final selection.

Codes for XI and XII Paper Sections (compulsory section and any other two sections)

XI: Engineering Sciences

A-Engineering Mathematics (compulsory)

B-Fluid Mechanics

C-Material Science

D-Solid Mechanics

E-Thermodynamics

F-Polymer Science and Engineering

G-Food Technology

H-Atmospheric and Oceanic Sciences

XII: Life Sciences

P-Chemistry (compulsory)

Q-Biochemistry

R-Botany




S-Microbiology

T-Zoology

U-Food Technology

Graduate Aptitude Test in Engineering (GATE) 2017 was organized by Indian Institute of Technology Roorkee on behalf of the National Coordination Board (NCB) for the Department of Higher Education, Ministry of Human Resource Development (MHRD), Government of India.

Roll No.	:	13121A0270	Name	:	KOPPARTI HARISHA
----------	---	------------	------	---	------------------

Candidate Details		Performance	
 <h2 style="text-align: center;">GATE 2017 Scorecard</h2> <h3 style="text-align: center;">Graduate Aptitude Test in Engineering</h3>			
Name KOPPARTI HARISHA			
Registration Number EE17S67018137			
Examination Paper Electrical Engineering (EE)			
		 (Candidate's Signature)	
Mark out of 100* 28.61		Valid from March 26, 2017 to March 26, 2020	
Qualifying Marks** 25.2 22.6 16.7		All India Rank in this paper 13168	
GATE Score 392		Total Number of Candidates 117443	
<small>* Normalized marks for multi-session papers ** A candidate is considered qualified if the marks scored are greater than or equal to the qualifying marks mentioned for the category for which valid category certificate, if applicable is produced along with this scorecard.</small>			
Digital Fingerprint: 85c8691c3b38ab698f8292a11ebca7		March 26, 2017 Organizing Chairman, GATE 2017 on behalf of NCB-GATE for MHRD	

The GATE 2017 score is calculated using the formula

$$GATE\ Score = S_q + (S_t - S_q) \frac{(M - M_q)}{(M_t - M_q)}$$

where,

M is the marks obtained by the candidate in the paper, mentioned on this score card in GATE 2017

M_q is the qualifying marks for general category candidate in the paper

M_t is the mean of marks of top 0.1% or top 10 (whichever is larger) of the candidates who appeared in the paper (in case of multi-session papers including all sessions)

$S_q = 350$, is the score assigned to M_q

$S_t = 900$, is the score assigned to M_t

In the GATE 2017 score formula, M_q is usually 25 marks (out of 100) or $\mu + \sigma$, whichever is greater. Here μ is the mean and σ is the standard deviation of marks of all the candidates who appeared in the paper.

Qualifying in GATE 2017 does not guarantee either an admission to a post-graduate program or a scholarship/assistantship. Admitting institutes may conduct further tests and interviews for final selection.

Codes for XE and XL Paper Sections (compulsory section and any other two sections)

XE: Engineering Sciences

A-Engineering Mathematics (compulsory)

B-Fluid Mechanics

C-Material Science

D-Solid Mechanics

E-Thermodynamics

F-Polymer Science and Engineering

G-Food Technology

H-Atmospheric and Oceanic Sciences

XL: Life Sciences

P-Chemistry (compulsory)

Q-Biochemistry

R-Botany




S-Microbiology

T-Zoology

U-Food Technology

Graduate Aptitude Test in Engineering (GATE) 2017 was organised by Indian Institute of Technology Roorkee on behalf of the National Coordination Board (NCB) for the Department of Higher Education, Ministry of Human Resource Development (MHRD), Government of India.




Roll No.	:	13121A0292	Name	:	NAGAMUNTHALA TEJARAM
----------	---	------------	------	---	----------------------

Candidate Details	 <h2 style="text-align: center;">GATE 2017 Scorecard</h2> <h3 style="text-align: center;">Graduate Aptitude Test in Engineering</h3>		Name	NAGAMUNTHALA TEJARAM
			Registration Number	EE17S67015185
			Examination Paper	Electrical Engineering (EE)
			 <p>(Candidate's Signature)</p>	
Performance	<p>Mark out of 100* 29.9</p> <p>Valid from March 26, 2017 to March 26, 2020</p> <p>Qualifying Marks** 25.2 22.6 16.7</p> <p>All India Rank in this paper 11789</p> <p>GATE Score 408</p> <p>Total Number of Candidates 117443</p>	<p>General OBC (NCL) SC/ST/PwD</p>		
		<p>Digital Fingerprint : 24ab49f5ded35aa53699edabb956c61</p>		
		<p>March 26, 2017</p>		
		<p>Prof. Govind Joseph Chakrapani</p>		
<p>Organizing Chairman, GATE 2017 on behalf of NCB-GATE, for MHRD</p>				

*Normalized marks for multisession papers

** A candidate is considered qualified if the marks secured are greater than or equal to the qualifying marks mentioned for the category for which valid category certificate, if applicable is produced along with this scorecard.

Roll No.	:	13121A02A0	Name	:	NARREDDY KARTHIKESWAR REDDY
----------	---	------------	------	---	-----------------------------

Candidate Details		Performance	
 <h2 style="text-align: center;">GATE 2017 Scorecard</h2> <h3 style="text-align: center;">Graduate Aptitude Test in Engineering</h3>			
Name		NARREDDY KARTHIKESWAR REDDY	
Registration Number		EE17S67018131	
Examination Paper		Electrical Engineering (EE)	
		 (Candidate's Signature)	
Mark out of 100*		Valid from March 26, 2017 to March 26, 2020	
Qualifying Marks**		All India Rank in this paper	
General: 25.2 OBC (NCL): 22.6 SC/ST/PwD: 16.7		9221	
GATE Score		Total Number of Candidates	
448		117443	
<small>* Normalized marks for multi-session papers ** A candidate is considered qualified if the marks secured are greater than or equal to the qualifying marks mentioned for the category for which valid category certificate, if applicable is produced along with this scorecard.</small>			
Digital Fingerprint : 2b6d71dee4e00b21fed3b9f1028bda9		March 26, 2017 Prof. Govind Joseph Chakrapani Organizing Chairman, GATE 2017 on behalf of NCB-GATE, for MHRD	

The GATE 2017 score is calculated using the formula

$$GATE\ Score = S_q + (S_z - S_q) \frac{(M - M_q)}{(M_e - M_q)}$$

where,

M is the marks obtained by the candidate in the paper, mentioned on this score card in GATE 2017

M_q is the qualifying marks for general category candidate in the paper

M_e is the mean of marks of top 0.1% or top 10 (whichever is larger) of the candidates who appeared in the paper (in case of multi-session papers including all sessions)

$S_q = 350$, is the score assigned to M_q

$S_z = 900$, is the score assigned to M_e

In the GATE 2017 score formula, M_q is usually 25 marks (out of 100) or $\mu + \sigma$, whichever is greater. Here μ is the mean and σ is the standard deviation of marks of all the candidates who appeared in the paper.

Qualifying in GATE 2017 does not guarantee either an admission to a post-graduate program or a scholarship/assistantship.

Admitting institutes may conduct further tests and interviews for final selection.

Codes for XE and XL Paper Sections (compulsory section and any other two sections)

XE: Engineering Sciences

A-Engineering Mathematics (compulsory)

B-Fluid Mechanics

C-Material Science

D-Solid Mechanics

E-Thermodynamics

F-Polymer Science and Engineering

G-Food Technology

H-Atmospheric and Oceanic Sciences

XL: Life Sciences

P-Chemistry (compulsory)

Q-Biochemistry

R-Botany



S-Microbiology

T-Zoology

U-Food Technology

Graduate Aptitude Test in Engineering (GATE) 2017 was organised by Indian Institute of Technology Roorkee on behalf of the National Coordination Board (NCB) for the Department of Higher Education, Ministry of Human Resource Development (MHRD), Government of India.

Roll No.	:	13121A02A5	Name	:	ORSU HAREESH KUMAR
----------	---	------------	------	---	--------------------

GATE 2017 Scorecard		Graduate Aptitude Test in Engineering	
Candidate Details	Name	ORSU HAREESHKUMAR	
	Registration Number	EE17S67018133	
	Examination Paper	Electrical Engineering (EE)	
		  (Candidate's Signature)	
Performance	Mark out of 100*	25.08	Valid from March 26, 2017 to March 26, 2020
	Qualifying Marks**	25.2	All India Rank in this paper: 17272
	GATE Score	347	Total Number of Candidates: 117443
* Normalized marks for multi-session papers ** A candidate is considered qualified if the marks secured are greater than or equal to the qualifying marks mentioned for the category for which valid category certificate, if applicable is produced along with this scorecard.			
Digital Fingerprint : 64b385df131e584bafdc2e0ff5a728		March 26, 2017 Prof. Govind Joseph Chakrapani Organizing Chairman, GATE 2017 on behalf of NCB-GATE, for MHRD	

The GATE 2017 score is calculated using the formula

$$GATE\ Score = S_q + (S_z - S_q) \frac{(M - M_q)}{(M_c - M_q)}$$

where,

M is the marks obtained by the candidate in the paper, mentioned on this score card in GATE 2017

M_q is the qualifying marks for general category candidate in the paper

M_c is the mean of marks of top 0.1% or top 10 (whichever is larger) of the candidates who appeared in the paper (in case of multi-session papers including all sessions)

$S_q = 350$, is the score assigned to M_q

$S_z = 900$, is the score assigned to M_c

In the GATE 2017 score formula, M_q is usually 25 marks (out of 100) or $\mu + \sigma$, whichever is greater. Here μ is the mean and σ is the standard deviation of marks of all the candidates who appeared in the paper.

Qualifying in GATE 2017 does not guarantee either an admission to a post-graduate program or a scholarship/assistantship.

Admitting institutes may conduct further tests and interviews for final selection.

Codes for XE and XL Paper Sections (compulsory section and any other two sections)

XE: Engineering Sciences

A-Engineering Mathematics (compulsory)

B-Fluid Mechanics

C-Material Science

D-Solid Mechanics

E-Thermodynamics

F-Polymer Science and Engineering

G-Food Technology

H-Atmospheric and Oceanic Sciences

XL: Life Sciences

P-Chemistry (compulsory)

Q-Biochemistry

R-Botany


S-Microbiology

T-Zoology

U-Food Technology

Graduate Aptitude Test in Engineering (GATE) 2017 was organised by Indian Institute of Technology Roorkee on behalf of the National Coordination Board (NCB) for the Department of Higher Education, Ministry of Human Resource Development (MHRD), Government of India.

Roll No.	:	13121A02B4	Name	:	PAMUJULA MADHUSUDHAN
----------	---	------------	------	---	----------------------

GATE 2017 Scorecard	
Graduate Aptitude Test in Engineering	
Candidate Details	Performance
Name PAMUJULA MADHUSUDHAN Registration Number EE17S67018197 Examination Paper Electrical Engineering (EE)	  (Candidate's Signature)
Mark out of 100* 29.9 Valid from March 26, 2017 to March 26, 2020	
Qualifying Marks** 25.2 22.6 16.7 All India Rank in this paper 11789	
GATE Score 408 Total Number of Candidates 117443	
<small>* Normalized marks for multi-session papers</small> <small>** A candidate is considered qualified if the marks secured are greater than or equal to the qualifying marks mentioned for the category for which valid category certificate, if applicable is produced along with this scorecard.</small>	
Digital Fingerprint : 0a0044862d3e3d01d08ee178d7ad March 26, 2017 Prof. Govind Joseph Chakrapani Organizing Chairman, GATE 2017 on behalf of NCB-GATE, for MHRD	

The GATE 2017 score is calculated using the formula

$$GATE\ Score = S_q + (S_z - S_q) \frac{(M - M_q)}{(M_c - M_q)}$$

where,

M is the marks obtained by the candidate in the paper, mentioned on this score card in GATE 2017

M_q is the qualifying marks for general category candidate in the paper

M_c is the mean of marks of top 0.1% or top 10 (whichever is larger) of the candidates who appeared in the paper (in case of multi-session papers including all sessions)

$S_q = 350$, is the score assigned to M_q

$S_z = 900$, is the score assigned to M_c

In the GATE 2017 score formula, M_c is usually 25 marks (out of 100) or $\mu + \sigma$, whichever is greater. Here μ is the mean and σ is the standard deviation of marks of all the candidates who appeared in the paper.

Qualifying in GATE 2017 does not guarantee either an admission to a post-graduate program or a scholarship/assistantship.

Admitting institutes may conduct further tests and interviews for final selection.

Codes for XE and XL Paper Sections (compulsory section and any other two sections)

XE: Engineering Sciences

A-Engineering Mathematics (compulsory)

B-Fluid Mechanics

C-Material Science

D-Solid Mechanics

E-Thermodynamics

F-Polymer Science and Engineering

G-Food Technology

H-Atmospheric and Oceanic Sciences

XL: Life Sciences

P-Chemistry (compulsory)

Q-Biochemistry

R-Botany




S-Microbiology

T-Zoology

U-Food Technology

Graduate Aptitude Test in Engineering (GATE) 2017 was organised by Indian Institute of Technology Roorkee on behalf of the National Coordination Board (NCB) for the Department of Higher Education, Ministry of Human Resource Development (MHRD), Government of India.

Roll No.	:	13121A02D6	Name	:	REDDY SRINIVASA REDDY
----------	---	------------	------	---	-----------------------




Candidate Details		Performance	
 <h2 style="text-align: center;">GATE 2017 Scorecard</h2> <h3 style="text-align: center;">Graduate Aptitude Test in Engineering</h3>			
Name		REDDY SRINIVASA REDDY	
Registration Number		EE17S67016173	
Examination Paper		Electrical Engineering (EE)	
		 (Candidate's Signature)	
Mark out of 100* 28.61		Valid from March 26, 2017 to March 26, 2020	
Qualifying Marks** 25.2 22.6 16.7		All India Rank in this paper 13168	
GATE Score 392		Total Number of Candidates 117443	
<small>*Normalized marks for multisession papers</small> <small>** A candidate is considered qualified if the marks secured are greater than or equal to the qualifying marks mentioned for the category for which valid category certificate, if applicable is produced along with this scorecard.</small>			
Digital Fingerprint : f724a82a4840a6fc144eef13270608e1		March 26, 2017 Prof. Govind Joseph Chakrapani Organizing Chairman, GATE 2017 on behalf of NCB-GATE, for MHRD	

The GATE 2017 score is calculated using the formula




$$GATE\ Score = S_q + (S_t - S_q) \left(\frac{M - M_q}{\bar{M}_t - M_q} \right)$$

where,




Roll No.	:	13121A02G6	Name	:	V NAVEEN SUBRAMANYAM
----------	---	------------	------	---	----------------------

Candidate Details		Performance	
 <h2 style="text-align: center;">GATE 2017 Scorecard</h2> <h3 style="text-align: center;">Graduate Aptitude Test in Engineering</h3>			
Name		NAVEEN SUBRAMANYAM V	
Registration Number		EE17S57019073	
Examination Paper		Electrical Engineering (EE)	
		 (Candidate's Signature)	
Mark out of 100* 53.98		Valid from March 26, 2017 to March 26, 2020	
Qualifying Marks** 25.2 22.6 16.7		All India Rank in this paper 930	
GATE Score 710		Total Number of Candidates 117443	
<small>*Normalized marks for multisession papers</small> <small>** A candidate is considered qualified if the marks secured are greater than or equal to the qualifying marks mentioned for the category for which valid category certificate, if applicable is produced along with this scorecard.</small>			
Digital Fingerprint : df4d9fd5bd30815ac73695e7139ebc69		March 26, 2017 Prof. Govind Joseph Chakrapani Organizing Chairman, GATE 2017 on behalf of NCB-GATE, for MHRD	



Roll No.	:	14125A0214	Name	:	JERUBANDI RAJA
----------	---	------------	------	---	----------------

	<h2 style="margin: 0;">GATE 2017 Scorecard</h2> <h3 style="margin: 0;">Graduate Aptitude Test in Engineering</h3>		  (Candidate's Signature)
	Name <div style="border: 1px solid black; padding: 2px;">JERUBANDI RAJA</div>		
	Registration Number <div style="border: 1px solid black; padding: 2px;">EE17S67015046</div>		
	Examination Paper <div style="border: 1px solid black; padding: 2px;">Electrical Engineering (EE)</div>		
Performance	Mark out of 100* 28.28 Valid from March 26, 2017 to March 26, 2020		
	Qualifying Marks** 25.2 22.6 16.7 All India Rank in this paper 13529		
	GATE Score 387 Total Number of Candidates 117443		
	<small>*Normalized marks for multisession papers</small> <small>** A candidate is considered qualified if the marks secured are greater than or equal to the qualifying marks mentioned for the category for which valid category certificate, if applicable is produced along with this scorecard.</small>		
Digital Fingerprint : bad951d8ee6052fce66b67b4c47a7c17			
March 26, 2017 Prof. Govind Joseph Chakrapani Organizing Chairman, GATE 2017 on behalf of NCB-GATE, for MHRD			

Roll No.	:	14125A0223	Name	:	PACHINILLA SURYA PRAKASH RAO
----------	---	------------	------	---	------------------------------

	<h2 style="margin: 0;">GATE 2017 Scorecard</h2> <h3 style="margin: 0;">Graduate Aptitude Test in Engineering</h3>		  (Candidate's Signature)
	Name <div style="border: 1px solid black; padding: 2px;">PACHINILLA SURYA PRAKASH RAO</div>		
	Registration Number <div style="border: 1px solid black; padding: 2px;">EE17S67016160</div>		
	Examination Paper <div style="border: 1px solid black; padding: 2px;">Electrical Engineering (EE)</div>		
Performance	Mark out of 100* 20.53 Valid from March 26, 2017 to March 26, 2020		
	Qualifying Marks** 25.2 22.6 16.7 All India Rank in this paper 25061		
	GATE Score 290 Total Number of Candidates 117443		
	<small>*Normalized marks for multisession papers</small> <small>** A candidate is considered qualified if the marks secured are greater than or equal to the qualifying marks mentioned for the category for which valid category certificate, if applicable is produced along with this scorecard.</small>		
Digital Fingerprint : de3a542d732cd875672ea96bf2672706			
March 26, 2017 Prof. Govind Joseph Chakrapani Organizing Chairman, GATE 2017 on behalf of NCB-GATE, for MHRD			

Roll No.	:	13121A0236	Name	:	EEDIGA HARSHAVARDHAN GOUD
----------	---	------------	------	---	---------------------------

COMMON ADMISSION TEST (CAT) 2016 INDIAN INSTITUTES OF MANAGEMENT							
CAT 2016 SCORE CARD							
Name of the Candidate : EEDIGA HARSHAVARDHAN GOUD						 	
Candidate's Contact Details :							
16-45-j5							
Subbarao peta							
Nandikotkur							
Town/City : Nandikotkur							
District : Kurnool							
State : ANDHRA PRADESH							
Email : eedigaharsha@gmail.com							
CAT Registration Number / User Id		Gender		Date of Birth			
6008942		Male		01/Aug/1996			
Category		PWD Status(*)		Date and Time of Test			
NC-OBC		No		04-Dec-2016 09:00 AM - 12:00 PM			
Section		Section		Section		Total	
Verbal Ability & Reading Comprehension		Data Interpretation & Logical Reasoning		Quantitative Ability			
Scaled Score	Percentile	Scaled Score	Percentile	Scaled Score	Percentile	Overall Scaled Score	Overall Percentile
37.81	72.98	37.28	96.55	23.87	80.73	98.96	87.93
Instructions: <ol style="list-style-type: none"> Only candidates who have taken the Common Admission Test (CAT 2016) are entitled to receive the score card. Keep a print-out of this score card for your information pertaining to CAT 2016. You will not receive score card by email or by post. The Overall Scaled Score is the sum of the scaled scores of the candidate in different components. Percentile refers to percentage of candidates whose score is less than or equal to the score obtained by the candidate. IIMs and Non-IIMs in their institutions independently decide how to use CAT 2016 scores on the basis of their own selection process. The scores are to be used only for selecting the candidate into their Post Graduate / Fellow Programme(s) in Management. Detection of instances of incorrect information and process violation by a candidate at any stage will lead to disqualification of the candidate. Candidate's score will become null and void and he/she will not be allowed to appear for CAT in future. If such instances go undetected during the current selection process but are detected in subsequent years, such disqualification will take place with retrospective effect. All queries regarding post-CAT 2016 selection process must be directed to respective IIMs. CAT Centre will not answer post-CAT related queries. CAT 2016 score is valid only until 31st December 2017 and subject to meeting the minimum eligibility marks in the qualifying examination. Toll free number 1-800-266-3549 will be available till 20th January, 2017 and web mail support cathelpdesk@iimcat.ac.in will be available till 31st March, 2017 respectively. 							
(*) Person With Disability.							

GATE 2017 Scorecard
Graduate Aptitude Test in Engineering

Name
BATHULA SOUMYA

Registration Number
ME17S27015084

Examination Paper
Mechanical Engineering (ME)

Mark out of 100* **47.25**

Valid from March 26, 2017 to March 26, 2020

Qualifying Marks** **32.7** **29.4** **21.8**
General OBC (NCL) SC/ST/PwD

All India Rank in this paper **13030**

GATE Score **500**

Total Number of Candidates **190648**

Digital Fingerprint 24f61578afee5e222ba1f912f32a402

March 26, 2017

Prof. Gayatri Joseph Chakrapani
Chairman, GATE 2017 on behalf of NCB-GATE for MHRD

The GATE 2017 score is calculated using the formula

$$GATE\ Score = S_q + (S_t - S_q) \frac{(M - M_q)}{(M_t - M_q)}$$

where,

M is the marks obtained by the candidate in the paper, mentioned on this score card in GATE 2017

M_q is the qualifying marks for general category candidate in the paper

M_t is the mean of marks of top 0.1% or top 10 (whichever is larger) of the candidates who appeared in the paper (in case of multi-session papers including all sessions)

$S_q = 350$, is the score assigned to M_q

$S_t = 900$, is the score assigned to M_t

In the GATE 2017 score formula, M_q is usually 25 marks (out of 100) or $\mu + \sigma$, whichever is greater. Here μ is the mean and σ is the standard deviation of marks of all the candidates who appeared in the paper.

Qualifying in GATE 2017 does not guarantee either an admission to a post-graduate program or a scholarship/assistantship.

Admitting institutes may conduct further tests and interviews for final selection.

Codes for XE and XL Paper Sections (compulsory section and any other two sections)

XE: Engineering Sciences

A-Engineering Mathematics (compulsory)

B-Fluid Mechanics

C-Material Science

D-Solid Mechanics

E-Thermodynamics

F-Polymer Science and Engineering

G-Food Technology

H-Atmospheric and Oceanic Sciences

XL: Life Sciences

P-Chemistry (compulsory)

Q-Biochemistry

R-Botany

S-Microbiology

T-Zoology

U-Food Technology

Graduate Aptitude Test in Engineering (GATE) 2017 was organised by Indian Institute of Technology Roorkee on behalf of the National Coordination Board (NCB) for the Department of Higher Education, Ministry of Human Resource Development (MHRD), Government of India.



GATE 2017 Scorecard

Graduate Aptitude Test in Engineering

Name

CHALLAGALI VAMSI

Registration Number

ME17S27019083

Examination Paper

Mechanical Engineering (ME)



Challagali Vamsi

(Candidate's Signature)

Mark out of 100*

33.26

Valid from March 26, 2017 to March 26, 2020

Qualifying Marks**

32.7

29.4

21.8

General

OBC (NCL)

SC/ST/PwD

All India Rank in this paper

26293

GATE Score

356

Total Number of Candidates

190648

*Normalized marks for multi-session papers

** A candidate is considered qualified if the marks secured are greater than or equal to the qualifying marks mentioned for the category for which valid category certificate, if applicable is produced along with this scorecard.

Digital Fingerprint: 1b90163d650a45a5ca84d982065cc6b6

March 26, 2017

G. J. Chakrapani
Prof. Govind Joseph Chakrapani

Organizing Chairman, GATE 2017 on behalf of NCB-GATE, by MHRD

The GATE 2017 score is calculated using the formula

$$GATE\ Score = S_q + (S_t - S_q) \frac{(M - M_q)}{(\bar{M}_t - M_q)}$$

where,

M is the marks obtained by the candidate in the paper, mentioned on this score card in GATE 2017

M_q is the qualifying marks for general category candidate in the paper

\bar{M}_t is the mean of marks of top 0.1% or top 10 (whichever is larger) of the candidates who appeared in the paper (in case of multi-session papers including all sessions)

$S_q = 350$, is the score assigned to M_q

$S_t = 900$, is the score assigned to \bar{M}_t

In the GATE 2017 score formula, M_q is usually 25 marks (out of 100) or $\mu + \sigma$, whichever is greater. Here μ is the mean and σ is the standard deviation of marks of all the candidates who appeared in the paper.

Qualifying in GATE 2017 does not guarantee either an admission to a post-graduate program or a scholarship/assistantship. Admitting institutes may conduct further tests and interviews for final selection.

Codes for XE and XL Paper Sections (compulsory section and any other two sections)

XE: Engineering Sciences

A-Engineering Mathematics (compulsory)

B-Fluid Mechanics

C-Material Science

D-Solid Mechanics

E-Thermodynamics

F-Polymer Science and Engineering

G-Food Technology

H-Atmospheric and Oceanic Sciences

XL: Life Sciences

P-Chemistry (compulsory)

Q-Biochemistry

R-Botany

S-Microbiology

T-Zoology

U-Food Technology

Graduate Aptitude Test in Engineering (GATE) 2017 was organised by Indian Institute of Technology Roorkee on behalf of the National Coordination Board (NCB) for the Department of Higher Education, Ministry of Human Resource Development (MHRD), Government of India.



GATE 2017 Scorecard

Graduate Aptitude Test in Engineering

Name

SAI NIKHIL KUMAR REDDY KODURU

Registration Number

ME17S27019046

Examination Paper

Mechanical Engineering (ME)



(Signature)

(Candidate's Signature)

Mark out of 100*

34.95

Valid from March 26, 2017 to March 26, 2020

Qualifying Marks**

32.7

29.4

21.8

General: OBC (NCL) SC/ST/PwD

All India Rank in this paper

24465

GATE Score

373

Total Number of Candidates

190648

*Normalized marks for multi-session papers

** A candidate is considered qualified if the marks secured are greater than or equal to the qualifying marks mentioned for the category for which valid category certificate, if applicable is produced along with this scorecard.

Digital Fingerprint : 403304e14d70b622895d7ca9ac17d996

March 26, 2017

Prof. Govind Joseph Chakrapani

Organizing Chairman, GATE 2017 on behalf of NCB-GATE, for MHRD

The GATE 2017 score is calculated using the formula

$$GATE\ Score = S_q + (S_t - S_q) \frac{(M - M_q)}{(\bar{M}_t - M_q)}$$

where,

M is the marks obtained by the candidate in the paper, mentioned on this score card in GATE 2017

M_q is the qualifying marks for general category candidate in the paper

\bar{M}_t is the mean of marks of top 0.1% or top 10 (whichever is larger) of the candidates who appeared in the paper (in case of multi-session papers including all sessions)

$S_q = 30$, is the score assigned to M_q

$S_t = 900$, is the score assigned to \bar{M}_t

In the GATE 2017 score formula, M_q is usually 25 marks (out of 100) or $\mu + \sigma$, whichever is greater. Here μ is the mean and σ is the standard deviation of marks of all the candidates who appeared in the paper.

Qualifying in GATE 2017 does not guarantee either an admission to a post-graduate program or a scholarship/assistantship.

Admitting institutes may conduct further tests and interviews for final selection.

Codes for XE and XL Paper Sections (compulsory section and any other two sections)

XE: Engineering Sciences

A-Engineering Mathematics (compulsory)

B-Fluid Mechanics

C-Material Science

D-Solid Mechanics

E-Thermodynamics

F-Polymer Science and Engineering

G-Food Technology

H-Atmospheric and Oceanic Sciences

XL: Life Sciences

P-Chemistry (compulsory)

Q-Biochemistry

R-Botany

S-Microbiology

T-Zoology

U-Food Technology

Graduate Aptitude Test in Engineering (GATE) 2017 was organised by Indian Institute of Technology Roorkee on behalf of the National Coordination Board (NCB) for the Department of Higher Education, Ministry of Human Resource Development (MHRD), Government of India.



GATE 2017 Scorecard

Graduate Aptitude Test in Engineering

Name

KATHI SIDDARTHA

Registration Number

ME17S27014061

Examination Paper

Mechanical Engineering (ME)



(Signature)

(Candidate's Signature)

Mark out of 100*

29.86

Valid from March 26, 2017 to March 26, 2020

Qualifying Marks**

32.7

29.4

21.8

General

OBC (NCL)

SC/ST/PwD

All India Rank in this paper

31062

GATE Score

321

Total Number of Candidates

190648

*Normalized marks for multi-session papers

** A candidate is considered qualified if the marks secured are greater than or equal to the qualifying marks mentioned for the category for which valid category certificate, if applicable is produced along with this scorecard.

Digital Fingerprint : 30deaf18cc98da60181997f73c2b7864

March 26, 2017

G. J. Chakrapani
Prof. Govind Joseph Chakrapani

Organizing Chairman, GATE 2017 on behalf of NCB-GATE, for MHRD

The GATE 2017 score is calculated using the formula

$$GATE\ Score = S_q + (S_t - S_q) \frac{(M - M_q)}{(\bar{M}_t - M_q)}$$

where,

M is the marks obtained by the candidate in the paper, mentioned on this score card in GATE 2017

M_q is the qualifying marks for general category candidate in the paper

\bar{M}_t is the mean of marks of top 0.1% or top 10 (whichever is larger) of the candidates who appeared in the paper (in case of multi-session papers including all sessions)

$S_q = 50$, is the score assigned to M_q

$S_t = 900$, is the score assigned to \bar{M}_t

In the GATE 2017 score formula, M_q is usually 25 marks (out of 100) or $\mu + \sigma$, whichever is greater. Here μ is the mean and σ is the standard deviation of marks of all the candidates who appeared in the paper.

Qualifying in GATE 2017 does not guarantee either an admission to a post-graduate program or a scholarship/assistantship.

Admitting institutes may conduct further tests and interviews for final selection.

Codes for XE and XL Paper Sections (compulsory section and any other two sections)

XE: Engineering Sciences

A-Engineering Mathematics (compulsory)

B-Fluid Mechanics

C-Material Science

D-Solid Mechanics

E-Thermodynamics

F-Polymer Science and Engineering

G-Food Technology

H-Atmospheric and Oceanic Sciences

XL: Life Sciences

P-Chemistry (compulsory)

Q-Biochemistry

R-Botany

S-Microbiology

T-Zoology

U-Food Technology

Graduate Aptitude Test in Engineering (GATE) 2017 was organised by Indian Institute of Technology Roorkee on behalf of the National Coordination Board (NCB) for the Department of Higher Education, Ministry of Human Resource Development (MHRD), Government of India.



GATE 2017 Scorecard

Graduate Aptitude Test in Engineering



Name

KOLLU SATHVIC

Registration Number

ME17S17018071

Examination Paper

Mechanical Engineering (ME)

K. Sathvic

(Candidate's Signature)

Mark out of 100*

44.64

Valid from March 26, 2017 to March 26, 2020

Qualifying Marks**

32.7

29.4

21.8

General

OBC (NCL)

SC/ST/PwD

All India Rank in this paper

14673

GATE Score

517

Total Number of Candidates

190648

*Normalized marks for multi-session papers

**A candidate is considered qualified if the marks secured are greater than or equal to the qualifying marks mentioned for the category for which valid category certificate, if applicable, is produced along with the purchased.

Digital Fingerprint 001c5dea313bb1a10d820c9118cc30ce

March 26, 2017

Prof. Govind Joseph Chakrapani

Organizing Chairman, GATE 2017 on behalf of NCB-GATE, for MHRD

The GATE 2017 score is calculated using the formula

$$GATE\ Score = S_q + (S_t - S_q) \frac{(M - M_q)}{(M_t - M_q)}$$

where,

M is the marks obtained by the candidate in the paper, mentioned on this score card in GATE 2017

M_q is the qualifying marks for general category candidate in the paper

M_t is the mean of marks of top 0.1% or top 10 (whichever is larger) of the candidates who appeared in the paper (in case of multi-session papers including all sessions)

$S_q = 350$, is the score assigned to M_q

$S_t = 900$, is the score assigned to M_t

In the GATE 2017 score formula, M_q is usually 25 marks (out of 100) or $\mu + \sigma$, whichever is greater. Here μ is the mean and σ is the standard deviation of marks of all the candidates who appeared in the paper.

Qualifying in GATE 2017 does not guarantee either an admission to a post-graduate program or a scholarship/assistantship.

Admitting institutes may conduct further tests and interviews for final selection.

Codes for XE and XL Paper Sections (compulsory section and any other two sections)

XE: Engineering Sciences

XL: Life Sciences

A-Engineering Mathematics (compulsory)

P-Chemistry (compulsory)

B-Fluid Mechanics

Q-Biochemistry

C-Material Science

R-Botany

D-Solid Mechanics

S-Microbiology

E-Thermodynamics

T-Zoology

F-Polymer Science and Engineering

U-Food Technology

G-Food Technology

H-Atmospheric and Oceanic Sciences

Graduate Aptitude Test in Engineering (GATE) 2017 was organised by Indian Institute of Technology Roorkee on behalf of the National Coordination Board (NCB) for the Department of Higher Education, Ministry of Human Resource Development (MHRD), Government of India.



GATE 2017 Scorecard

Graduate Aptitude Test in Engineering

Name

VENKATASAIKRISHNA MOGILISSETTY

Registration Number

ME17S27018087

Examination Paper

Mechanical Engineering (ME)



(Handwritten signature)

(Candidate's Signature)

Mark out of 100* **45.57**

Valid from March 26, 2017 to March 26, 2020

Qualifying Marks**

32.7

29.4

21.8

All India Rank in this paper

14271

General CBC (NCL) SC/ST/PwD

GATE Score

483

Total Number of Candidates

190648

*Normalized mark for multi-session papers

** A candidate is considered qualified if the marks secured are greater than or equal to the qualifying marks mentioned for the category for which valid category certificate, if applicable is produced along with this scorecard.

March 26, 2017

Prof. Govind Joseph Chakrapani

Digital Fingerprint : 2b0db1463da04b172dd06df0c37ab686

Organizing Chairman, GATE 2017 on behalf of NCB-GATE, for MHRD

The GATE 2017 score is calculated using the formula

$$GATE\ Score = S_q + (S_t - S_q) \frac{(M - M_q)}{(\bar{M}_t - M_q)}$$

where,

M is the marks obtained by the candidate in the paper, mentioned on this score card in GATE 2017

M_q is the qualifying marks for general category candidate in the paper

\bar{M}_t is the mean of marks of top 0.1% or top 10 (whichever is larger) of the candidates who appeared in the paper (in case of multi-session papers including all sessions)

$S_q = 350$, is the score assigned to M_q

$S_t = 900$, is the score assigned to \bar{M}_t

In the GATE 2017 score formula, M_q is usually 25 marks (out of 100) or $\mu + \sigma$, whichever is greater. Here μ is the mean and σ is the standard deviation of marks of all the candidates who appeared in the paper.

Qualifying in GATE 2017 does not guarantee either an admission to a post-graduate program or a scholarship/assistantship.

Admitting institutes may conduct further tests and interviews for final selection.

Codes for XE and XL Paper Sections (compulsory section and any other two sections)

XE: Engineering Sciences

A-Engineering Mathematics (compulsory)

B-Fluid Mechanics

C-Material Science

D-Solid Mechanics

E-Thermodynamics

F-Polymer Science and Engineering

G-Food Technology

H-Atmospheric and Oceanic Sciences

XL: Life Sciences

P-Chemistry (compulsory)

Q-Biochemistry

R-Botany

S-Microbiology

T-Zoology

U-Food Technology

Graduate Aptitude Test in Engineering (GATE) 2017 was organised by Indian Institute of Technology Roorkee on behalf of the National Coordination Board (NCB) for the Department of Higher Education, Ministry of Human Resource Development (MHRD), Government of India.



GATE 2017 Scorecard

Graduate Aptitude Test in Engineering

Name

PANTRA DINESH

Registration Number

ME17S17015043

Examination Paper

Mechanical Engineering (ME)



P. Dinesh

(Candidate's Signature)

Mark out of 100*

46.32

Valid from March 26, 2017 to March 26, 2020

Qualifying Marks**

32.7

29.4

21.8

All India Rank in this paper

13699

General

CBC (NCL)

SC/ST/PwD

GATE Score

491

Total Number of Candidates

190648

*Mark out of 100 = (Score/25) * 100

** A candidate is considered qualified if the marks secured are greater than or equal to the qualifying marks mentioned for the category for which valid category certificate is applicable as produced along with the scorecard.

Digital Fingerprint: 8aa51fbc28a0e78447f991606e3f4456

March 26, 2017

Prof. Govind Joseph Chakrapan

Organizing Chairman, GATE 2017 on behalf of NCB-GATE, for MHRD

The GATE 2017 score is calculated using the formula

$$\text{GATE Score} = S_g + (S_t - S_g) \frac{(M - M_g)}{(M_t - M_g)}$$

where,

M is the marks obtained by the candidate in the paper, mentioned on this score card in GATE 2017

M_g is the qualifying marks for general category candidate in the paper

M_t is the mean of marks of top 0.1% or top 10 (whichever is larger) of the candidates who appeared in the paper (in case of multi-session papers including all sessions)

$S_g = 350$, is the score assigned to M_g

$S_t = 900$, is the score assigned to M_t

In the GATE 2017 score formula, M_g is usually 25 marks (out of 100) or $\mu + \sigma$, whichever is greater. Here μ is the mean and σ is the standard deviation of marks of all the candidates who appeared in the paper.

Qualifying in GATE 2017 does not guarantee either an admission to a post-graduate program or a scholarship/assistantship.

Admitting institutes may conduct further tests and interviews for final selection.

Codes for XE and XL Paper Sections (compulsory section and any other two sections)

XE: Engineering Sciences

A-Engineering Mathematics (compulsory)

B-Fluid Mechanics

C-Material Science

D-Solid Mechanics

E-Thermodynamics

F-Polymer Science and Engineering

G-Food Technology

H-Atmospheric and Oceanic Sciences

XL: Life Sciences

P-Chemistry (compulsory)

Q-Biochemistry

R-Botany

S-Microbiology

T-Zoology

U-Food Technology

Graduate Aptitude Test in Engineering (GATE) 2017 was organised by Indian Institute of Technology Roorkee on behalf of the National Coordination Board (NCB) for the Department of Higher Education, Ministry of Human Resource Development (MHRD), Government of India.



GATE 2017 Scorecard

Graduate Aptitude Test in Engineering

Name

SURA MANIKANTA REDDY

Registration Number

ME17S27015032

Examination Paper

Mechanical Engineering (ME)



Sura Manikanta Reddy

(Candidate's Signature)

Mark out of 100*

61.57

Valid from March 26, 2017 to March 26, 2020

Qualifying Marks**

32.7

29.4

21.8

General OSC (NCL) SC/ST/PwD

All India Rank in this paper

4904

GATE Score

648

Total Number of Candidates

190648

* Normalized marks for multi-session papers

** A candidate is considered qualified if the marks secured are greater than or equal to the qualifying marks mentioned for the category for which valid category certificate, if applicable is produced along with this scorecard.

Digital Fingerprint: 9ff45e1336b6dc546cdb62a431b99bf3

March 26, 2017

G. J. Chakrapani
Prof. Govind Joseph Chakrapani

Organizing Chairman, GATE 2017 on behalf of NCB-GATE, for MHRD

The GATE 2017 score is calculated using the formula

$$GATE\ Score = S_q + (S_t - S_q) \frac{(M - M_q)}{(\bar{M}_t - M_q)}$$

where,

M is the marks obtained by the candidate in the paper, mentioned on this score card in GATE 2017

M_q is the qualifying marks for general category candidate in the paper

\bar{M}_t is the mean of marks of top 0.1% or top 10 (whichever is larger) of the candidates who appeared in the paper (in case of multi-session papers including all sessions)

$S_q = 350$, is the score assigned to M_q

$S_t = 900$, is the score assigned to \bar{M}_t

In the GATE 2017 score formula, M_q is usually 25 marks (out of 100) or $\mu + \sigma$, whichever is greater. Here μ is the mean and σ is the standard deviation of marks of all the candidates who appeared in the paper.

Qualifying in GATE 2017 does not guarantee either an admission to a post-graduate program or a scholarship/assistantship.

Admitting institutes may conduct further tests and interviews for final selection.

Codes for XE and XL Paper Sections (compulsory section and any other two sections)

XE: Engineering Sciences

A-Engineering Mathematics (compulsory)

B-Fluid Mechanics

C-Material Science

D-Solid Mechanics

E-Thermodynamics

F-Polymer Science and Engineering

G-Food Technology

H-Atmospheric and Oceanic Sciences

XL: Life Sciences

P-Chemistry (compulsory)

Q-Biochemistry

R-Botany

S-Microbiology

T-Zoology

U-Food Technology

Graduate Aptitude Test in Engineering (GATE) 2017 was organised by Indian Institute of Technology Roorkee on behalf of the National Coordination Board (NCB) for the Department of Higher Education, Ministry of Human Resource Development (MHRD), Government of India.



GATE 2017 Scorecard

Graduate Aptitude Test in Engineering

Name

SAPRAM GURUPRASAD

Registration Number

ME17S27016091

Examination Paper

Mechanical Engineering (ME)



S Gaur Prasad

(Candidate's Signature)

Mark out of 100*

47.25

Valid from March 26, 2017 to March 26, 2020

Qualifying Marks**

32.7

29.4

21.8

All India Rank in this paper

13030

General

OBC (NCL)

SC/ST/PwD

GATE Score

500

Total Number of Candidates

190648

*This scaled mark is for multi-session papers

** A candidate is considered qualified if the marks secured are greater than or equal to the qualifying marks mentioned for the category for which valid category certificates, if applicable is produced along with this scorecard

Digital Fingerprint : 0476268dd73488199a8dd297de2ab0de

March 26, 2017

Prof. Govind Joseph Chakrapani

Organizing Chairman, GATE 2017 on behalf of NCB-GATE, for MHRD

The GATE 2017 score is calculated using the formula

$$GATE\ Score = S_q + (S_t - S_q) \frac{(M - M_q)}{(\bar{M}_t - M_q)}$$

where,

M is the marks obtained by the candidate in the paper, mentioned on this score card in GATE 2017

M_q is the qualifying marks for general category candidate in the paper

\bar{M}_t is the mean of marks of top 0.1% or top 10 (whichever is larger) of the candidates who appeared in the paper (in case of multi-session papers including all sessions)

$S_q = 350$, is the score assigned to M_q

$S_t = 600$, is the score assigned to M_t

in the GATE 2017 score formula, M_q is usually 25 marks (out of 100) or $\mu + \sigma$, whichever is greater. Here μ is the mean and σ is the standard deviation of marks of all the candidates who appeared in the paper.

Qualifying in GATE 2017 does not guarantee either an admission to a post-graduate program or a scholarship/assistantship.

Admitting institutes may conduct further tests and interviews for final selection.

Codes for XE and XL Paper Sections (compulsory section and any other two sections)

XE: Engineering Sciences

A-Engineering Mathematics (compulsory)

B-Fluid Mechanics

C-Material Science

D-Solid Mechanics

E-Thermodynamics

F-Polymer Science and Engineering

G-Food Technology

H-Atmospheric and Oceanic Sciences

XL: Life Sciences

P-Chemistry (compulsory)

Q-Biochemistry

R-Botany

S-Microbiology

T-Zoology

U-Food Technology

Graduate Aptitude Test in Engineering (GATE) 2017 was organised by Indian Institute of Technology Roorkee on behalf of the National Coordination Board (NCB) for the Department of Higher Education, Ministry of Human Resource Development (MHRD), Government of India.



GATE 2017 Scorecard

Graduate Aptitude Test in Engineering

Name

SHAIK TABREZ

Registration Number

ME17S17018076

Examination Paper

Mechanical Engineering (ME)



S.k. Tabrez

(Candidate's Signature)

Mark out of 100*

33.64

Valid from March 26, 2017 to March 26, 2020

Qualifying Marks**

32.7

29.4

21.8

General

OBC (NCL)

SC/ST/PwD

All India Rank in this paper

25762

GATE Score

360

Total Number of Candidates

190648

*Normalized marks for multi-session papers

** A candidate is considered qualified if the marks secured are greater than or equal to the qualifying marks mentioned for the category for which valid category certificate, if applicable is produced along with this scorecard.

Digital Fingerprint: Ddc23eed875a1fb46c960800800fbdc0

March 26, 2017

G. J. Chakrapani
Prof. Govind Joseph Chakrapani

Organizing Chairman, GATE 2017 on behalf of NCB-GATE, for MHRD

The GATE 2017 score is calculated using the formula

$$GATE\ Score = S_q + (S_t - S_q) \frac{(M - M_q)}{(\bar{M}_t - M_q)}$$

where,

M is the marks obtained by the candidate in the paper, mentioned on this score card in GATE 2017

M_q is the qualifying marks for general category candidate in the paper

\bar{M}_t is the mean of marks of top 0.1% or top 10 (whichever is larger) of the candidates who appeared in the paper (in case of multi-session papers including all sessions)

$S_q = 30$, is the score assigned to M_q

$S_t = 900$, is the score assigned to M

In the GATE 2017 score formula, M_q is usually 25 marks (out of 100) or $\mu + \sigma$, whichever is greater. Here μ is the mean and σ is the standard deviation of marks of all the candidates who appeared in the paper.

Qualifying in GATE 2017 does not guarantee either an admission to a post-graduate program or a scholarship/assistantship. Admitting institutes may conduct further tests and interviews for final selection.

Codes for XE and XL Paper Sections (compulsory section and any other two sections)

XE: Engineering Sciences

A-Engineering Mathematics (compulsory)

B-Fluid Mechanics

C-Material Science

D-Solid Mechanics

E-Thermodynamics

F-Polymer Science and Engineering

G-Food Technology

H-Atmospheric and Oceanic Sciences

XL: Life Sciences

P-Chemistry (compulsory)

Q-Biochemistry

R-Botany

S-Microbiology

T-Zoology

U-Food Technology

Graduate Aptitude Test in Engineering (GATE) 2017 was organised by Indian Institute of Technology Roorkee on behalf of the National Coordination Board (NCB) for the Department of Higher Education, Ministry of Human Resource Development (MHRD), Government of India.



GATE 2017 Scorecard

Graduate Aptitude Test in Engineering

Name

THUMMALA SRAVAN CHOWDARI

Registration Number

ME17S27018088

Examination Paper

Mechanical Engineering (ME)



(Candidate's Signature)

Mark out of 100*

40.07

Valid from March 26, 2017 to March 26, 2020

Qualifying Marks**

32.7

29.4

21.8

All India Rank in this paper

19107

General OBC (NCL) SC/ST/PwD

GATE Score

426

Total Number of Candidates

190648

*Normalized marks for multisection papers

** A candidate is considered qualified if the marks secured are greater than or equal to the qualifying marks mentioned for the category for which valid category certificate, if applicable, is produced along with this scorecard.

Digital Fingerprint : 799383ab1e53ebb11638bab8409d1f4a

March 26, 2017

Prof. Govind Joseph Chakrapani

Organizing Chairman, GATE 2017 on behalf of NCB-GATE, for MHRD

The GATE 2017 score is calculated using the formula

$$GATE\ Score = S_q + (S_t - S_q) \frac{(M - M_q)}{(\bar{M}_t - M_q)}$$

where,

M is the marks obtained by the candidate in the paper, mentioned on this score card in GATE 2017

M_q is the qualifying marks for general category candidate in the paper

\bar{M}_t is the mean of marks of top 0.1% or top 10 (whichever is larger) of the candidates who appeared in the paper (in case of multi-session papers including all sessions)

$S_q = 350$, is the score assigned to M_q

$S_t = 900$, is the score assigned to \bar{M}_t

In the GATE 2017 score formula, M_q is usually 25 marks (out of 100) or $\mu + \sigma$, whichever is greater. Here μ is the mean and σ is the standard deviation of marks of all the candidates who appeared in the paper.

Qualifying in GATE 2017 does not guarantee either an admission to a post-graduate program or a scholarship/assistantship. Admitting institutes may conduct further tests and interviews for final selection.

Codes for XE and XL Paper Sections (compulsory section and any other two sections)

XE: Engineering Sciences

A-Engineering Mathematics (compulsory)

B-Fluid Mechanics

C-Material Science

D-Solid Mechanics

E-Thermodynamics

F-Polymer Science and Engineering

G-Food Technology

H-Atmospheric and Oceanic Sciences

XL: Life Sciences

P-Chemistry (compulsory)

Q-Biochemistry

R-Botany

S-Microbiology

T-Zoology

U-Food Technology

Graduate Aptitude Test in Engineering (GATE) 2017 was organised by Indian Institute of Technology Roorkee on behalf of the National Coordination Board (NCB) for the Department of Higher Education, Ministry of Human Resource Development (MHRD), Government of India.



GATE 2017 Scorecard

Graduate Aptitude Test in Engineering

Name

V G UDAY KUMAR

Registration Number

ME17S27014018

Examination Paper

Mechanical Engineering (ME)



V G. uday kumar

(Candidate's Signature)

Mark out of 100*

37.73

Valid from March 26, 2017 to March 26, 2020

Qualifying Marks**

32.7

29.4

21.8

General

OBC (NCL)

SC/ST/PwD

All India Rank in this paper

21206

GATE Score

402

Total Number of Candidates

190648

*Normalized marks for multi-session papers

** A candidate is considered qualified if the marks secured are greater than or equal to the qualifying marks mentioned for the category for which valid category certificate, if applicable is produced along with this scorecard.

Digital Fingerprint: 1966ba2e40bf6be6e8af6fa070ac44e7

March 26, 2017

G. J. Chakrapani
Prof. Govind Joseph Chakrapani

Organizing Chairman, GATE 2017 on behalf of NCB-GATE, for MHRD

The GATE 2017 score is calculated using the formula

$$GATE\ Score = S_q + (S_t - S_q) \frac{(M - M_q)}{(\bar{M}_t - M_q)}$$

where,

M is the marks obtained by the candidate in the paper, mentioned on this score card in GATE 2017

M_q is the qualifying marks for general category candidate in the paper

\bar{M}_t is the mean of marks of top 0.1% or top 10 (whichever is larger) of the candidates who appeared in the paper (in case of multi-session papers including all sessions)

$S_q = 0$, is the score assigned to M_q

$S_t = 900$, is the score assigned to M_t

In the GATE 2017 score formula, M_q is usually 25 marks (out of 100) or $\mu + \sigma$, whichever is greater. Here μ is the mean and σ is the standard deviation of marks of all the candidates who appeared in the paper.

Qualifying in GATE 2017 does not guarantee either an admission to a post-graduate program or a scholarship/assistantship.

Admitting institutes may conduct further tests and interviews for final selection.

Codes for XE and XL Paper Sections (compulsory section and any other two sections)

XE: Engineering Sciences

A-Engineering Mathematics (compulsory)

B-Fluid Mechanics

C-Material Science

D-Solid Mechanics

E-Thermodynamics

F-Polymer Science and Engineering

G-Food Technology

H-Atmospheric and Oceanic Sciences

XL: Life Sciences

P-Chemistry (compulsory)

Q-Biochemistry

R-Botany

S-Microbiology

T-Zoology

U-Food Technology

Graduate Aptitude Test in Engineering (GATE) 2017 was organised by Indian Institute of Technology Roorkee on behalf of the National Coordination Board (NCB) for the Department of Higher Education, Ministry of Human Resource Development (MHRD), Government of India.



Graduate Aptitude Test in Engineering 2017

GATE Online Application Processing System (GOAPS)

Information Brochure

(<https://drive.google.com/open?id=0ByPcpXj5fRuVT3BUNk4ybE8xmB>)

Documents For Application

(http://www.gate.iiternet.in/?page_id=294)

Provisional Certificate

(<https://drive.google.com/open?id=0ByPcpXj5fRuVZFwa1ZrUkhWUWw>)

Important Dates

(<http://www.gate.iiternet.in/>)

Eligibility

(http://www.gate.iiternet.in/?page_id=260)

FAQs

(http://www.gate.iiternet.in/?page_id=311)

Welcome, Vellala Laxmi Srinivas

GATE 2017 Result

Name

VELLALA LAXMI SRINIVAS

Registration Number

XE17S87019002

Gender

Male



Examination Paper

Engineering Sciences (XE)

Sections: Fluid Mechanics (B)
Thermodynamics (E)

Marks out of 100*

28.70

All India Rank in this paper

572

Qualifying Marks**

30.40

27.30

20.20

General OBC (NCL) SC/ST/PwD

GATE Score

325

* Normalized marks for multi-session papers (CE, CS, EC, EE, ME)

** A candidate is considered qualified if the marks secured are greater than or equal to the qualifying marks mentioned for the category for which a valid Category Certificate, if applicable, is produced along with this scorecard.

Note:

- The marks and score provided here are for information only.
- An electronic or paper copy of this document is not valid for admission.
- The official GATE 2017 Score Card can be downloaded from the GOAPS site between March 26, 2017 and May 31, 2017 by the qualified candidates only.
- For the papers CE, CS, EC, EE and ME, qualifying marks and score are based on "Normalized Marks".

View Response (<https://cdn4.digialm.com/per/g01/pub/585/touchstone/AssessmentQPHTMLMode1/GATE18104/C>)



GATE 2017 Scorecard

Graduate Aptitude Test in Engineering

Name

YARLAGADDA AKHILA

Registration Number

PI17S37019007

Examination Paper

Production and Industrial Engineering (PI)



Y. Akhila

(Candidate's Signature)

Mark out of 100*

35.36

Valid from March 26, 2017 to March 26, 2020

Qualifying Marks**

33.1

29.7

22.0

General

OBC (NCL)

SC/ST/PwD

All India Rank in this paper

385

GATE Score

378

Total Number of Candidates

2915

*Normalized marks for multi-session papers

**A candidate is considered qualified if the marks secured are greater than or equal to the qualifying marks mentioned for the category for which valid category certificate, if applicable is produced along with this scorecard.

Digital Fingerprint : 1d0840b58e1badfa266fafdc2127710f

March 26, 2017

Prof. Govind Joseph Chakrapani

Organizing Chairman, GATE 2017 on behalf of NCB-GATE, for MHRD

The GATE 2017 score is calculated using the formula

$$GATE\ Score = S_e + (S_t - S_e) \frac{(M - M_q)}{(\bar{M}_t - M_q)}$$

where,

M is the marks obtained by the candidate in the paper, mentioned on this score card in GATE 2017

M_q is the qualifying marks for general category candidate in the paper

\bar{M}_t is the mean of marks of top 0.1% or top 10 (whichever is larger) of the candidates who appeared in the paper (in case of multi-session papers including all sessions)

$S_e = 350$, is the score assigned to M_q

$S_t = 900$, is the score assigned to \bar{M}_t

In the GATE 2017 score formula, M_q is usually 25 marks (out of 100) or $\mu + \sigma$, whichever is greater. Here μ is the mean and σ is the standard deviation of marks of all the candidates who appeared in the paper.

Qualifying in GATE 2017 does not guarantee either an admission to a post-graduate program or a scholarship/assistantship.

Admitting institutes may conduct further tests and interviews for final selection.

Codes for XE and XL Paper Sections (compulsory section and any other two sections)

XE: Engineering Sciences

A-Engineering Mathematics (compulsory)

B-Fluid Mechanics

C-Material Science

D-Solid Mechanics

E-Thermodynamics

F-Polymer Science and Engineering

G-Food Technology

H-Atmospheric and Oceanic Sciences

XL: Life Sciences

P-Chemistry (compulsory)

Q-Biochemistry

R-Botany

S-Microbiology

T-Zoology

U-Food Technology

Graduate Aptitude Test in Engineering (GATE) 2017 was organised by Indian Institute of Technology Roorkee on behalf of the National Coordination Board (NCB) for the Department of Higher Education, Ministry of Human Resource Development (MHRD), Government of India.

Test Report Form

ACADEMIC

NOTE Admission to undergraduate and post graduate courses should be based on the ACADEMIC Reading and Writing Modules.
GENERAL TRAINING Reading and Writing Modules are not designed to test the full range of language skills required for academic purposes.
It is recommended that the candidate's language ability as indicated in this Test Report Form be re-assessed **after two years** from the date of the test.

Centre Number

IN001

Date

04/MAR/2017

Candidate Number

266705

Candidate Details

Family Name

TELAGALAPALLI

First Name

NIRMAL KUMAR

Candidate ID

N2723299



Date of Birth

29/06/1996

Sex (M/F)

M

Scheme Code

Private Candidate

Country or Region
of Origin

Country of
Nationality

INDIA

First Language

TELUGU

Test Results

Listening

7.5

Reading

7.5

Writing

6.5

Speaking

6.0

Overall
Band
Score

7.0

CEFR
Level

C1

Administrator Comments

Centre stamp



Validation stamp



Administrator's
Signature

Rajal Bala

Date

17/03/2017

Test Report Form
Number

16IN266705TELN001A



Test Report Form

ACADEMIC

NOTE

Admission to undergraduate and post graduate courses should be based on the ACADEMIC Reading and Writing Modules.
GENERAL TRAINING Reading and Writing Modules are not designed to test the full range of language skills required for academic purposes.
It is recommended that the candidate's language ability as indicated in this Test Report Form be re-assessed after two years from the date of the test.

Centre Number IN001 Date 16/FEB/2017 Candidate Number 227773

Candidate Details

Family Name MADUKURI

First Name SAI TEJA

Candidate ID N2011323



Date of Birth 27/08/1996 Sex (M/F) M Scheme Code Private Candidate

Country or Region of Origin

Country of Nationality INDIA

First Language TELUGU

Test Results

Listening 7.5 Reading 6.5 Writing 7.0 Speaking 6.5 Overall Band Score 7.0 CEFR Level C1

Administrator Comments

Centre stamp



Validation stamp



Administrator's Signature

[Signature]

Date

02/03/2017

Test Report Form Number

16IN22773MAD5001A



CAMBRIDGE ENGLISH
Language Assessment
Part of the University of Cambridge

The validity of this IELTS Test Report Form can be verified online by recognising organisations at <http://ielts.org/verify>

ATTESTED

KRISHNA PURAM MAHADEVAN
ADVOCATE & NOTARY
GOVT. OF A.P.
Door No. 5-57, Vepamanu Street
TIRUCHANUR-517 603

IELTS™

Test Report Form

ACADEMIC

NOTE Admission to undergraduate and post graduate courses should be based on the ACADEMIC Reading and Writing Modules. GENERAL TRAINING Reading and Writing Modules are not designed to test the full range of language skills required for academic purposes. It is recommended that the candidate's language ability as indicated in this Test Report Form be re-assessed **after two years** from the date of the test.

Centre Number

IN855

Date

12/AUG/2017

Candidate Number

124660

Candidate Details

Family Name

NANDYALA

First Name

SASHI KUMAR

Candidate ID

R0736396



Date of Birth

21/07/1996

Sex (M/F)

M

Scheme Code

Private Candidate

Country or Region of Origin

Country of Nationality

INDIA

First Language

TELUGU

Test Results

Listening

7.0

Reading

7.5

Writing

7.0

Speaking

6.0

Overall Band Score

7.0

CEFR Level

C1

Administrator Comments

Centre stamp



Validation stamp



Administrator's Signature


[Signature]

Date

25/08/2017

Test Report Form Number

17IN124660NANS855A



CAMBRIDGE ENGLISH
Language Assessment
Part of the University of Cambridge



GATE 2017 Scorecard

Graduate Aptitude Test in Engineering

Name

AVAYAMUKHARI VENKATA PRAVEEN NAIDU

Registration Number

EC17S47018182

Examination Paper

Electronics and Communication Engineering (EC)



A.V. Praveen

(Candidate's Signature)

Mark out of 100* **44.84**

Valid from March 26, 2017 to March 26, 2020

Qualifying Marks**

25.0

22.5

16.6

All India Rank in this paper

2737

General OBC (NCL) SC/ST/PwD

GATE Score

597

Total Number of Candidates

141665

* Normalized marks for multi-session papers

** A candidate is considered qualified if the marks secured are greater than or equal to the qualifying marks mentioned for the category for which valid category certificate, if applicable is produced along with this scorecard.

Digital Fingerprint : 207b22482d84abb653b788190daffa5e

March 26, 2017

Prof. Govind Joseph Chakrapani

Organizing Chairman, GATE 2017 on behalf of NCB-GATE, for MHRD

The GATE 2017 score is calculated using the formula

$$GATE\ Score = S_q + (S_t - S_q) \frac{(M - M_q)}{(\bar{M}_t - M_q)}$$

where,

M is the marks obtained by the candidate in the paper, mentioned on this score card in GATE 2017

M_q is the qualifying marks for general category candidate in the paper

\bar{M}_t is the mean of marks of top 0.1% or top 10 (whichever is larger) of the candidates who appeared in the paper (in case of multi-session papers including all sessions)

$S_q = 350$, is the score assigned to M_q

$S_t = 900$, is the score assigned to \bar{M}_t

In the GATE 2017 score formula, M_q is usually 25 marks (out of 100) or $\mu + \sigma$, whichever is greater. Here μ is the mean and σ is the standard deviation of marks of all the candidates who appeared in the paper.

Qualifying in GATE 2017 does not guarantee either an admission to a post-graduate program or a scholarship/assistantship.

Admitting institutes may conduct further tests and interviews for final selection.

Codes for XE and XL Paper Sections (compulsory section and any other two sections)

XE: Engineering Sciences

A-Engineering Mathematics (compulsory)

B-Fluid Mechanics

C-Material Science

D-Solid Mechanics

E-Thermodynamics

F-Polymer Science and Engineering

G-Food Technology

XL: Life Sciences

P-Chemistry (compulsory)

Q-Biochemistry

R-Botany

S-Microbiology

T-Zoology

U-Food Technology



(Candidate's Signature)

GATE 2017	GATE 2017	GATE 2017	GATE 2017	GATE 2017	GATE 2017	GATE 2017	GATE 2017	GATE 2017	GATE 2017	GATE 2017	GATE 2017	GATE 2017	GATE 2017	
Mark out of 100					30.56	Valid from March 26, 2017 to March 26, 2020								
GATE 2017	GATE 2017	GATE 2017	GATE 2017	GATE 2017	GATE 2017	GATE 2017	GATE 2017	GATE 2017	GATE 2017	GATE 2017	GATE 2017	GATE 2017	GATE 2017	
Qualifying Marks					25.0	22.5	16.67	All India Rank in this paper						
GATE 2017	GATE 2017	GATE 2017	GATE 2017	GATE 2017	GATE 2017	GATE 2017	GATE 2017	GATE 2017	GATE 2017	GATE 2017	GATE 2017	GATE 2017	GATE 2017	
					General	OBC/NTOL	SC/ST/PwD							
GATE 2017	GATE 2017	GATE 2017	GATE 2017	GATE 2017	GATE 2017	GATE 2017	GATE 2017	GATE 2017	GATE 2017	GATE 2017	GATE 2017	GATE 2017	GATE 2017	
GATE Score					419	Total Number of Candidates								
GATE 2017	GATE 2017	GATE 2017	GATE 2017	GATE 2017	GATE 2017	GATE 2017	GATE 2017	GATE 2017	GATE 2017	GATE 2017	GATE 2017	GATE 2017	GATE 2017	
					419	141665								

**** A candidate is considered qualified if the marks secured are greater than or equal to the qualifying marks mentioned for the category for which valid category certificate, if applicable is produced along with this scorecard.**

Prof. Govind Joseph Chakrapani

Digital Fingerprint : bc08796c677b9786e5f7cbb4bdf9e62f

Organizing Chairman, GATE 2017 on behalf of NCB-GATE, for MHRD

Graduate Aptitude Test in Engineering (GATE) 2017 was organised by Indian Institute of Technology Roorkee on behalf of the National Coordination Board (NCB) for the Department of Higher Education, Ministry of Human Resource Development (MHRD), Government of India.



(Candidate's Signature)

Graduate Aptitude Test in Engineering (GATE) 2017 was organised by Indian Institute of Technology Roorkee on behalf of the National Coordination Board (NCB) for the Department of Higher Education, Ministry of Human Resource Development (MHRD), Government of India.



GATE 2017 Scorecard

Graduate Aptitude Test in Engineering

Name

DUDEKULA HUMAYUN

Registration Number

EC17S37016102

Examination Paper

Electronics and Communication Engineering (EC)



D. Hennigsen

(Candidate's Signature)

[illegible]

*Normalized marks for multisession papers

* A candidate is considered qualified if the marks secured are greater than or equal to the qualifying marks mentioned for the category for which valid category certificate, if applicable is produced along with this scorecard.

March 26, 2017

G. J. Chakrapani
Prof. Govind Joseph Chakrapani

Digital Fingerprint : c095f079a416940b546c9fe19d95c79d

Organizing Chairman, GATE 2017 on behalf of NCB-GATE, for MHRD

The GATE 2017 score is calculated using the formula

$$GATE\ Score = S_q + (S_t - S_q) \frac{(M - M_q)}{(\bar{M}_t - M_q)}$$

where,

M is the marks obtained by the candidate in the paper, mentioned on this score card in GATE 2017

M_0 is the qualifying marks for general category candidate in the paper

\bar{M}_i is the mean of marks of top 0.1% or top 10 (whichever is larger) of the candidates who appeared in the paper (in case of multi-session papers including all sessions)

 $= 350$, is the score assigned to M_0 .

$S_1 = 900$, is the score assigned to \bar{M}_1 .

In the GATE 2017 score formula, M_q is usually 25 marks (out of 100) or $\mu + \sigma$, whichever is greater. Here μ is the mean and σ is the standard deviation of marks of all the candidates who appeared in the paper.

Qualifying in GATE 2017 does not guarantee either an admission to a post-graduate program or a scholarship/assistantship.

Admitting Institutes may conduct further tests and interviews for final selection.

Codes for XE and XL Paper Sections (compulsory section and any other two sections)

XE: Engineering Sciences

A-Engineering Mathematics (compulsory)

B-Fluid Mechanics

C-Material Science

D-Solid Mechanics

E-Thermodynamics

F-Polymer Science and

G-Food Technology

XL: Life Sciences

P-Chemistry (compulsory)

Q-Biochemistry

R-Botany

S-Microbiology

T-Zoology

U-Food Technology

Graduate Aptitude Test in Engineering (GATE) 2017 was organised by Indian Institute of Technology Roorkee on behalf of the National Coordination Board (NCB) for the Department of Higher Education, Ministry of Human Resource Development (MHRD), Government of India.



GATE 2017 Scorecard

Graduate Aptitude Test in Engineering

Name

SAHITHIGOTTIGUNDALA

Registration Number

EC17S47015094

Examination Paper

Electronics and Communication Engineering (EC)



Sahithi

(Candidate's Signature)

Mark out of 100*

26.96

Valid from March 26, 2017 to March 26, 2020

Qualifying Marks**

25.0

22.5

16.6

All India Rank in this paper

13614

General OBC (NCL) SC/ST/PwD

GATE Score

374

Total Number of Candidates

141665

*Normalized marks for multisection papers

** A candidate is considered qualified if the marks secured are greater than or equal to the qualifying marks mentioned for the category for which valid category certificate, if applicable is produced along with this scorecard.

Digital Fingerprint : 8d76c21ce92c68ede6266a7e46c1e775

March 26, 2017

G. J. Chakrapani
Prof. Govind Joseph Chakrapani

Organizing Chairman, GATE 2017 on behalf of NCB-GATE, for MHRD

The GATE 2017 score is calculated using the formula

$$GATE\ Score = S_q + (S_t - S_q) \frac{(M - M_q)}{(M_t - M_q)}$$

where,

M is the marks obtained by the candidate in the paper, mentioned on this score card in GATE 2017

M_q is the qualifying marks for general category candidate in the paper

M_t is the mean of marks of top 0.1% or top 10 (whichever is larger) of the candidates who appeared in the paper (in case of multi-session papers including all sessions)

$S_q = 50$, is the score assigned to M_q

$S_t = 900$, is the score assigned to M_t

In the GATE 2017 score formula, M_q is usually 25 marks (out of 100) or $\mu + \sigma$, whichever is greater. Here μ is the mean and σ is the standard deviation of marks of all the candidates who appeared in the paper.

Qualifying in GATE 2017 does not guarantee either an admission to a post-graduate program or a scholarship/assistantship.

Admitting institutes may conduct further tests and interviews for final selection.

Codes for XE and XL Paper Sections (compulsory section and any other two sections)

XE: Engineering Sciences

- A-Engineering Mathematics (compulsory)
- B-Fluid Mechanics
- C-Material Science
- D-Solid Mechanics
- E-Thermodynamics
- F-Polymer Science and Engineering
- G-Food Technology
- H-Atmospheric and Oceanic Sciences

XL: Life Sciences

- P-Chemistry (compulsory)
- Q-Biochemistry
- R-Botany
- S-Microbiology
- T-Zoology
- U-Food Technology



GATE 2017 Scorecard

Graduate Aptitude Test in Engineering

13121A0467 (ECE-A)

Name

K MUNEENDRA BABU

Registration Number

EC17S37019087

Examination Paper

Electronics and Communication Engineering (EC)



K. Muneendra Babu

(Candidate's Signature)

Mark out of 100*

32.74

Valid from March 26, 2017 to March 26, 2020

Qualifying Marks**

25.0

22.5

16.6

All India Rank in this paper

8422

GATE Score

446

Total Number of Candidates

141665

*Normalized marks for multisession papers

** A candidate is considered qualified if the marks secured are greater than or equal to the qualifying marks mentioned for the category for which valid category certificate, if applicable is produced along with this scorecard.

Digital Fingerprint : 6fca3b8368151a42a5609b5f49d70b71

March 26, 2017

G. J. Chakrapani
Prof. Govind Joseph Chakrapani

Organizing Chairman, GATE 2017 on behalf of NCB-GATE, for MHRD

The GATE 2017 score is calculated using the formula

$$GATE\ Score = S_q + (S_t - S_q) \left(\frac{M - M_q}{\bar{M}_t - M_q} \right)$$

where,

M is the marks obtained by the candidate in the paper, mentioned on this score card in GATE 2017

M_q is the qualifying marks for general category candidate in the paper

\bar{M}_t is the mean of marks of top 0.1% or top 10 (whichever is larger) of the candidates who appeared in the paper (in case of multisession papers including all sessions)

$S_q = 350$, is the score assigned to M_q

$S_t = 900$, is the score assigned to \bar{M}_t

In the GATE 2017 score formula, M_q is usually 25 marks (out of 100) or $\mu + \sigma$, whichever is greater. Here μ is the mean and σ is the standard deviation of marks of all the candidates who appeared in the paper.

Qualifying in GATE 2017 does not guarantee either an admission to a post-graduate program or a scholarship/assistantship.

Admitting institutes may conduct further tests and interviews for final selection.

Codes for XE and XL Paper Sections (compulsory section and any other two sections)

XE: Engineering Sciences

A-Engineering Mathematics (compulsory)

B-Fluid Mechanics

C-Material Science

D-Solid Mechanics

E-Thermodynamics

F-Polymer Science and Engineering

G-Food Technology

H-Atmospheric and Oceanic Sciences

XL: Life Sciences

P-Chemistry (compulsory)

Q-Biochemistry

R-Botany

S-Microbiology

T-Zoology

U-Food Technology



GATE 2017 Scorecard

Graduate Aptitude Test in Engineering

Name

MEENIGA VARUN

Registration Number

EC17S37016031

Examination Paper

Electronics and Communication Engineering (EC)



M. Varun

(Candidate's Signature)

Mark out of 100: **38.52** Valid from **March 26, 2017 to March 26, 2020**

Qualifying Marks: **25.0** **22.5** **16.6** All India Rank in this paper: **4994**

GATE Score: **518** Total Number of Candidates: **141665**

*Nonaffiliated marks for multidession papers

** A candidate is considered qualified if the marks secured are greater than or equal to the qualifying marks mentioned for the category for which valid category certificate, if applicable is produced along with this scorecard.

Digital Fingerprint : 6b5cae4602e294f9423141af41d9228e

March 26, 2017

G. J. Chakrapani
Prof. Govind Joseph Chakrapani

Organizing Chairman, GATE 2017 on behalf of NCB-GATE, for MHRD

The GATE 2017 score is calculated using the formula

$$GATE\ Score = S_q + (S_t - S_q) \frac{(M - M_q)}{(\bar{M}_t - M_q)}$$

where,

M is the marks obtained by the candidate in the paper, mentioned on this score card in GATE 2017

M_q is the qualifying marks for general category candidate in the paper

\bar{M}_t is the mean of marks of top 0.1% or top 10 (whichever is larger) of the candidates who appeared in the paper (In case of multi-session papers including all sessions)

$S_q = 350$, is the score assigned to M_q

$S_t = 900$, is the score assigned to \bar{M}_t

In the GATE 2017 score formula, M_q is usually 25 marks (out of 100) or $\mu + \sigma$, whichever is greater. Here μ is the mean and σ is the standard deviation of marks of all the candidates who appeared in the paper.

Qualifying in GATE 2017 does not guarantee either an admission to a post-graduate program or a scholarship/assistantship.

Admitting institutes may conduct further tests and interviews for final selection.

Codes for XE and XL Paper Sections (compulsory section and any other two sections)

XE: Engineering Sciences

A-Engineering Mathematics (compulsory)

B-Fluid Mechanics

C-Material Science

D-Solid Mechanics

E-Thermodynamics

F-Polymer Science and Engineering

G-Food Technology

H-Atmospheric and Oceanic Sciences

XL: Life Sciences

P-Chemistry (compulsory)

Q-Biochemistry

R-Botany

S-Microbiology

T-Zoology

U-Food Technology

Graduate Aptitude Test in Engineering (GATE) 2017 was organised by Indian Institute of Technology Roorkee on behalf of the National Coordination Board (NCB) for the Department of Higher Education, Ministry of Human Resource Development (MHRD), Government of India.

1312-H04B7



GATE 2017 Scorecard

Graduate Aptitude Test in Engineering



Name

NUTHALAPATI HARIKA

Registration Number

EC17S47018072

Examination Paper

Electronics and Communication Engineering (EC)

N. Harika

(Candidate's Signature)

Candidate Details

Performance

Mark out of 100*	25.15	Valid from March 26, 2017 to March 26, 2020
Qualifying Marks**	25.0	22.5
	General	OBC (NCL)
GATE Score	352	All India Rank in this paper
	16.6	15726
	General	OBC (NCL)
	SC/ST/PwD	Total Number of Candidates
		141665

*Mark out of 100 is for each session of paper.

**A candidate is considered qualified if the marks secured are greater than or equal to the qualifying marks mentioned for the category for which he/she belongs to. If a candidate is qualified along with the scorecard.

Digital Fingerprint: b51068ed45d1a766843593e12811519

March 26, 2017

Prof. Goward Joseph Chakrapani

Organizing Chairman, GATE 2017 on behalf of ICB-GATE, IIT-MHD

The GATE 2017 score is calculated using the formula

$$GATE\ Score = S_q + (S_t - S_q) \frac{(M - M_q)}{(\bar{M}_t - M_q)}$$

where,

M is the marks obtained by the candidate in the paper, mentioned on this score card in GATE 2017

M_q is the qualifying marks for general category candidate in the paper

\bar{M}_t is the mean of marks of top 0.1% or top 10 (whichever is larger) of the candidates who appeared in the paper (in case of multi-session papers including all sessions)

$S_q = 350$, is the score assigned to M_q

$S_t = 980$, is the score assigned to \bar{M}_t

In the GATE 2017 score formula, M_q is usually 25 marks (out of 100) or $\mu + \sigma$, whichever is greater. Here μ is the mean and σ is the standard deviation of marks of all the candidates who appeared in the paper.

Qualifying in GATE 2017 does not guarantee either an admission to a post-graduate program or a scholarship/assistantship. Admitting institutes may conduct further tests and interviews for final selection.

Codes for XE and XL Paper Sections (compulsory section and any other two sections)

XE: Engineering Sciences

A-Engineering Mathematics (compulsory)

B-Fluid Mechanics

C-Material Science

D-Solid Mechanics

E-Thermodynamics

F-Polymer Science and Engineering

G-Food Technology

H-Atmospheric and Oceanic Sciences

XL: Life Sciences

P-Chemistry (compulsory)

Q-Biochemistry

R-Botany

S-Microbiology

T-Zoology

U-Food Technology

Graduate Aptitude Test in Engineering (GATE) 2017 was organised by Indian Institute of Technology Roorkee on behalf of the National Coordination Board (NCB) for the Department of Higher Education, Ministry of Human Resource Development (MHRD), Government of India.

14125A0431



GATE 2017 Scorecard

Graduate Aptitude Test in Engineering

Name

S PRASADA REDDY

Registration Number

EC17S37016028

Examination Paper

Electronics and Communication Engineering (EC)



(Candidate's Signature)

Mark out of 100*	26.05	Valid from March 26, 2017 to March 26, 2020
Qualifying Marks**	25.0	All India Rank in this paper
	22.5	14557
	16.6	
GATE Score	363	Total Number of Candidates
		141665

*Qualifying marks for multi-session papers.

**A candidate is considered qualified if the marks secured are greater than or equal to the qualifying marks mentioned for the category for which valid category certificate, if applicable is produced along with this scorecard.

Digital Fingerprint : 7282e52092dfe154eb4ccab3f068c73b5a

March 26, 2017

Organizing Chairman, GATE 2017 on behalf of NCB-GATE, for MHRD

Prof. Govind Joseph Chakrapani

The GATE 2017 score is calculated using the formula

$$GATE\ Score = S_q + (S_t - S_q) \frac{(M - M_q)}{(\bar{M}_t - M_q)}$$

where,

 M is the marks obtained by the candidate in the paper, mentioned on this score card in GATE 2017 M_q is the qualifying marks for general category candidate in the paper \bar{M}_t is the mean of marks of top 0.1% or top 10 (whichever is larger) of the candidates who appeared in the paper (in case of multi-session papers including all sessions) $S_q = 350$, is the score assigned to M_q $S_t = 900$, is the score assigned to \bar{M}_t In the GATE 2017 score formula, M_q is usually 25 marks (out of 100) or $\mu + \sigma$, whichever is greater. Here μ is the mean and σ is the standard deviation of marks of all the candidates who appeared in the paper.

Qualifying in GATE 2017 does not guarantee either an admission to a post-graduate program or a scholarship/assistantship.

Admitting institutes may conduct further tests and interviews for final selection.

Codes for XE and XL Paper Sections (compulsory section and any other two sections)

XE: Engineering Sciences

A-Engineering Mathematics (compulsory)

B-Fluid Mechanics

C-Material Science

D-Solid Mechanics

E-Thermodynamics

F-Polymer Science and Engineering

G-Food Technology

H-Atmospheric and Oceanic Sciences

XL: Life Sciences

P-Chemistry (compulsory)

Q-Biochemistry

R-Botany

S-Microbiology

T-Zoology

U-Food Technology

Graduate Aptitude Test in Engineering (GATE) 2017 was organised by Indian Institute of Technology Roorkee on behalf of the National Coordination Board (NCB) for the Department of Higher Education, Ministry of Human Resource Development (MHRD), Government of India.



SUMANTHKUMAR REDDY KUMMITHA

Registration Number

EC17S37018148

Examination Paper

Electronics and Communication Engineering (EC)



K. Sumanth Kumar Reddy

(Candidate's Signature)

ormance

Mark out of 100	29.56	Valid from March 26, 2017 to March 26, 2020			
Qualifying Marks	25.0	22.5	16.6	All India Rank in this paper	10945
GATE Score	407	Total Number of Candidates	141665		

*Normalized marks for multisession papers

**** A candidate is considered qualified if the marks secured are greater than or equal to the qualifying marks mentioned for the category for which valid category certificate, if applicable is produced along with this scorecard.**

Digital Fingerprint : 5d5dfe7c265eb0f855ea2ca5317968f9

March 26, 2017

G. J. Chakrapani
Prof. Govind Joseph Chakrapani

Organizing Chairman, GATE 2017 on behalf of NCB-GATE, for MHRD

The GATE 2017 score is calculated using the formula

$$GATE\ Score = S_q + (S_t - S_q) \frac{(M - M_q)}{(\bar{M}_t - M_q)}$$

where,

M is the marks obtained by the candidate in the paper, mentioned on this score card in GATE 2017

M_c is the qualifying marks for general category candidate in the paper

M_i is the mean of marks of top 0.1% or top 10 (whichever is larger) of the candidates who appeared in the paper (in case of re-sit session papers including all sessions)

$S_0 = 350$, is the score assigned to M_0 .

$S_i = 900$, is the score assigned to \bar{M}_i .

In the GATE 2017 score formula, M_i is usually 25 marks (out of 100) or $\mu + \sigma$, whichever is greater. Here μ is the mean and σ is the standard deviation of marks of all the candidates who appeared in the paper.

Qualifying in GATE 2017 does not guarantee either an admission to a post-graduate program or a scholarship/assistantship.

Admitting Institutes may conduct further tests and interviews for final selection.

Codes for XE and XL Paper Sections (compulsory section and any other two sections)

XE: Engineering Sciences

A-Engineering Mathematics (compulsory)

B-Fluid Mechanics

C-Material Science

D-Solid Mechanics

E-Thermodynamics

F-Polymer Science and Engineering

G-Food Technology

H-Atmospheric and Oceanic Sciences

XL: Life Sciences

P-Chemistry (compulsory)

Q-Biochemistry

R-Botany


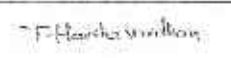
S-Microbiology

T-Zoology

U-Food Technology

Graduate Aptitude Test in Engineering (GATE) 2017 was organised by Indian Institute of Technology Roorkee on behalf of the National Coordination Board (NCB) for the Department of Higher Education, Ministry of Human Resource Development (MHRD), Government of India.

13121A04F4

GATE 2017 Scorecard		Graduate Aptitude Test in Engineering	
Candidate Details	Name	THYUUR HARSHA VARDHAN	
	Registration Number	EC17S47018051	
	Examination Paper	Electronics and Communication Engineering (EC)	
	  (Candidate's Signature)		
Performance	Mark out of 100*	22.29	Valid from March 26, 2017 to March 26, 2020
	Qualifying Marks**	25.0 22.5 16.6	All India Rank in this paper: 19969
	GATE Score	316	Total Number of Candidates: 141665
	<small>*Normalized marks for multi-session papers. ** A candidate is considered qualified if the marks secured are greater than or equal to the qualifying marks mentioned for the category for which valid category certificate, if applicable is produced along with this scorecard.</small>		
Digital Fingerprint: bc105a49513d137862087c955b0fab70		March 26, 2017 Prof. Govind Joseph Chakrapani Organizing Chairman, GATE 2017 on behalf of NCB-GATE, for MHRD	

The GATE 2017 score is calculated using the formula

$$GATE\ Score = S_q + (S_t - S_q) \frac{(M - M_q)}{(\bar{M}_t - M_q)}$$

where,

M is the marks obtained by the candidate in the paper, mentioned on this score card in GATE 2017

M_q is the qualifying marks for general category candidate in the paper

\bar{M}_t is the mean of marks of top 0.1% or top 10 (whichever is larger) of the candidates who appeared in the paper (in case of multi-session papers including all sessions)

$S_q = 350$, is the score assigned to M_q

$S_t = 900$, is the score assigned to \bar{M}_t

In the GATE 2017 score formula, M_q is usually 25 marks (out of 100) or $\mu + \sigma$, whichever is greater. Here μ is the mean and σ is the standard deviation of marks of all the candidates who appeared in the paper.

Qualifying in GATE 2017 does not guarantee either an admission to a post-graduate program or a scholarship/assistantship.

Admitting institutes may conduct further tests and interviews for final selection.

Codes for XE and XL Paper Sections (compulsory section and any other two sections)

XE: Engineering Sciences

A-Engineering Mathematics (compulsory)

B-Fluid Mechanics

C-Material Science

D-Solid Mechanics

E-Thermodynamics

F-Polymer Science and Engineering

G-Food Technology

H-Atmospheric and Oceanic Sciences

XL: Life Sciences

P-Chemistry (compulsory)

Q-Biochemistry

R-Botany

S-Microbiology

T-Zoology

U-Food Technology

Graduate Aptitude Test in Engineering (GATE) 2017 was organised by Indian Institute of Technology Roorkee on behalf of the National Coordination Board (NCB) for the Department of Higher Education, Ministry of Human Resource Development (MHRD), Government of India.



GATE 2017 Scorecard

Graduate Aptitude Test in Engineering

Name

T S REDDY LEELA SAI

Registration Number

EC17S47018024

Examination Paper

Electronics and Communication Engineering (EC)



T.S Reddy Leela Sai

(Candidate's Signature)

Mark out of 100*	19.07	Valid from March 26, 2017 to March 26, 2020 :
Qualifying Marks**	25.0	All India Rank in this paper
	22.5	26484
	16.6	
GATE Score	276	Total Number of Candidates
		141665

*Normalized marks for multi-session papers

** A candidate is considered qualified if the marks secured are greater than or equal to the qualifying marks mentioned for the category for which valid category certificate, if applicable is produced along with this scorecard.

Digital Fingerprint : 64893fb83920a5e3687fc7365a25dcd1

March 26, 2017

Organizing Chairman, GATE 2017 on behalf of NCB-GATE, for MHRD

Prof. Govind Joseph Chakrapani

The GATE 2017 score is calculated using the formula

$$GATE\ Score = S_q + (S_t - S_q) \frac{(M - M_q)}{(\bar{M}_t - M_q)}$$

where,

 M is the marks obtained by the candidate in the paper, mentioned on this score card in GATE 2017 M_q is the qualifying marks for general category candidate in the paper \bar{M}_t is the mean of marks of top 0.1% or top 10 (whichever is larger) of the candidates who appeared in the paper (in case of multi-session papers including all sessions) $S_t = 350$, is the score assigned to M_q $S_q = 900$, is the score assigned to \bar{M}_t In the GATE 2017 score formula, M_q is usually 25 marks (out of 100) or $\mu + \sigma$, whichever is greater. Here μ is the mean and σ is the standard deviation of marks of all the candidates who appeared in the paper.

Qualifying in GATE 2017 does not guarantee either an admission to a post-graduate program or a scholarship/assistantship.

Admitting institutes may conduct further tests and interviews for final selection.

Codes for XE and XL Paper Sections (compulsory section and any other two sections)

XE: Engineering Sciences

A-Engineering Mathematics (compulsory)

B-Fluid Mechanics

C-Material Science

D-Solid Mechanics

E-Thermodynamics

F-Polymer Science and Engineering

G-Food Technology

H-Atmospheric and Oceanic Sciences

XL: Life Sciences

P-Chemistry (compulsory)

Q-Biochemistry

R-Botany

S-Microbiology

T-Zoology

U-Food Technology

Graduate Aptitude Test in Engineering (GATE) 2017 was organised by Indian Institute of Technology Roorkee on behalf of the National Coordination Board (NCB) for the Department of Higher Education, Ministry of Human Resource Development (MHRD), Government of India.



GATE 2017 Scorecard

Graduate Aptitude Test in Engineering

Name

THEERTHALA VENKATA SAI RAGHURAM

Registration Number

EC17S37019096

Examination Paper

Electronics and Communication Engineering (EC)



(Candidate's Signature)

Mark out of 100*	40.41	Valid from March 26, 2017 to March 26, 2020
Qualifying Marks**	25.0 22.5 16.6	All India Rank in this paper
GATE Score	542	Total Number of Candidates
		4245
		141665

*Normalized marks for each session paper

** A candidate is considered qualified if the marks secured are greater than or equal to the qualifying marks prescribed for the category for which valid category certificate is produced along with this scorecard.

Digital Fingerprint: e543085e8042be5020095c370d138f5

March 26, 2017

Prof. Govind Joseph Chokrapani

Organizing Chairman, GATE 2017 on behalf of NCB-GATE, for MHRD

The GATE 2017 score is calculated using the formula

$$\text{GATE Score} = S_q + (S_t - S_q) \frac{(M - M_q)}{(M_t - M_q)}$$

where,

M is the marks obtained by the candidate in the paper, mentioned on this score card in GATE 2017

M_q is the qualifying marks for general category candidate in the paperM_t is the mean of marks of top 0.1% or top 10 (whichever is larger) of the candidates who appeared in the paper (in case of multi-session papers including all sessions)S_q = 350, is the score assigned to M_qS_t = 900, is the score assigned to M_tIn the GATE 2017 score formula, M_q is usually 25 marks (out of 100) or $\mu + \sigma$, whichever is greater. Here μ is the mean and σ is the standard deviation of marks of all the candidates who appeared in the paper.

Qualifying in GATE 2017 does not guarantee either an admission to a post-graduate program or a scholarship/assistantship. Admitting institutes may conduct further tests and interviews for final selection.

Codes for XE and XL Paper Sections (compulsory section and any other two sections)

XE: Engineering Sciences

XL: Life Sciences

A-Engineering Mathematics (compulsory)

P-Chemistry (compulsory)

B-Fluid Mechanics

Q-Biochemistry

C-Material Science

R-Botany

D-Solid Mechanics

S-Microbiology

E-Thermodynamics

T-Zoology

F-Polymer Science and Engineering

U-Food Technology

G-Food Technology

H-Atmospheric and Oceanic Sciences



GATE 2017 Scorecard

Graduate Aptitude Test in Engineering

Name

VEMANI PAVANKUMAR

Registration Number

EC17S47017041

Examination Paper

Electronics and Communication Engineering (EC)

(Candidate's Signature)

Candidate Details

performance

Mark out of 100*	35.52	Valid from March 26, 2017 to March 26, 2020.		
Qualifying Marks**	25.0	22.5	16.6	All India Rank in this paper
	General	OBC (NCL)	SC/ST/PwD	6667
GATE Score	481	Total Number of Candidates		
				141665

*Normalized marks for multisession papers

**** A candidate is considered qualified if the marks secured are greater than or equal to the qualifying marks mentioned for the category for which valid category certificate, if applicable is produced along with this scorecard.**

Digital Fingerprint : c44a5587d86699e3cae0ec1a66b88aa1

March 26, 2017

G. J. Chakrapani
Prof. Govind Joseph Chakrapani

Organizing Chairman, GATE 2017 on behalf of NCB-GATE, for MHRD

The GATE 2017 score is calculated using the formula

$$GATE\ Score = S_q + (S_t - S_q) \frac{(M - M_q)}{(\bar{M}_t - M_o)}$$

where,

M is the marks obtained by the candidate in the paper, mentioned on this score card in GATE 2017

M_0 is the qualifying marks for general category candidate in the paper

\bar{M}_1 is the mean of marks of top 0.1% or top 10 (whichever is larger) of the candidates who appeared in the paper (in case of multi-session papers including all sessions)

$S_n \in [0, 1]$, is the score assigned to M_n .

$S_1 = 900$, is the score assigned to \bar{M}_1 .

In the GATE 2017 score formula, M_q is usually 25 marks (out of 100) or $\mu + \sigma$, whichever is greater. Here μ is the mean and σ is the standard deviation of marks of all the candidates who appeared in the paper.

Qualifying in GATE 2017 does not guarantee either an admission to a post-graduate program or a scholarship/assistantship.

Admitting institutes may conduct further tests and interviews for final selection.

Codes for XE and XL Paper Sections (compulsory section and any other two sections)

XE: Engineering Sciences

A-Engineering Mathematics (compulsory)

B-Fluid Mechanics

C-Material Science

D-Solid Mechanics

E-Thermodynamics

F-Polymer Science and Engineering

G-Food Technology

H-Atmospheric and Oceanic Sciences

XL: Life Sciences

P-Chemistry (compulsory)

Q-Biochemistry

R-Botany

S-Microbiology

T-Zoology

U-Food Technology

Graduate Aptitude Test in Engineering (GATE) 2017 was organised by Indian Institute of Technology Roorkee on behalf of the National Coordination Board (NCB) for the Department of Higher Education, Ministry of Human Resource Development (MHRD), Government of India.



GATE 2017 Scorecard

Graduate Aptitude Test in Engineering

Name

YELLAKARA PURNANANDA HARI

Registration Number

EC17S37016056

Examination Paper

Electronics and Communication Engineering (EC)



Y. Purnananda Hari

(Candidate's Signature)

Mark out of 100*

45.22

Valid from March 26, 2017 to March 26, 2020

Qualifying Marks**

25.0

22.5

16.6

All India Rank in this paper

2580

General

OBC (NCL)

SC/ST/PWD

GATE Score

602

Total Number of Candidates

141665

*Normalized marks for multi-session papers

** A candidate is considered qualified if the marks secured are greater than or equal to the qualifying marks mentioned for the category for which valid category certificate, if applicable is produced along with this scorecard.

March 26, 2017

G. J. Chakrapani
Prof. Govind Joseph Chakrapani

Digital Fingerprint : 8c2d8db95e014d780217a4cbf689d6fc

Organizing Chairman, GATE 2017 on behalf of NCB-GATE, for MHRD

The GATE 2017 score is calculated using the formula

$$GATE\ Score = S_q + (S_t - S_q) \frac{(M - M_q)}{(\bar{M}_t - M_q)}$$

where,

M is the marks obtained by the candidate in the paper, mentioned on this score card in GATE 2017

M_q is the qualifying marks for general category candidate in the paper

\bar{M}_t is the mean of marks of top 0.1% or top 10 (whichever is larger) of the candidates who appeared in the paper (in case of multi-session papers including all sessions)

$S_q = 350$, is the score assigned to M_q

$S_t = 900$, is the score assigned to \bar{M}_t

In the GATE 2017 score formula, M_q is usually 25 marks (out of 100) or $\mu + \sigma$, whichever is greater. Here μ is the mean and σ is the standard deviation of marks of all the candidates who appeared in the paper.

Qualifying in GATE 2017 does not guarantee either an admission to a post-graduate program or a scholarship/assistantship.

Admitting institutes may conduct further tests and interviews for final selection.

Codes for XE and XL Paper Sections (compulsory section and any other two sections)

XE: Engineering Sciences

XL: Life Sciences

A-Engineering Mathematics (compulsory)

P-Chemistry (compulsory)

B-Fluid Mechanics

Q-Biochemistry

C-Material Science

R-Botany

D-Solid Mechanics

S-Microbiology

E-Thermodynamics

T-Zoology

F-Polymer Science and Engineering

U-Food Technology

G-Food Technology

H-Atmospheric and Oceanic Sciences

Graduate Aptitude Test in Engineering (GATE) 2017 was organised by Indian Institute of Technology Roorkee on behalf of the National Coordination Board (NCB) for the Department of Higher Education, Ministry of Human Resource Development (MHRD), Government of India.

13121A0 475

**CAT 2016 SCORE CARD**K. T. Pichayakul et al.

Section		Section		Section		Total	
Verbal Ability & Reading Comprehension		Data Interpretation & Logical Reasoning		Quantitative Ability			
Scaled Score	Percentile	Scaled Score	Percentile	Scaled Score	Percentile	Overall Scaled Score	Overall Percentile
19.21	40.78	-5.27	8.48	13.85	59.21	27.79	31.30

Instructions:


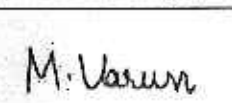
1. Only candidates who have taken the Common Admission Test (CAT 2016) are entitled to receive the score card. Keep a print-out of this score card for your information pertaining to CAT 2016. You will not receive score card by email or by post.
2. The Overall Scaled Score is the sum of the scaled scores of the candidate in different components.
3. Percentile refers to percentage of candidates who receive score less than or equal to the score obtained by the candidate.
4. IIMs and Non-IIM member institutions independently decide how to use CAT 2016 scores on the basis of their own selection process. The scores are to be used only for selecting the candidates to their Post Graduate/ Fellow Programme(s) in Management.
5. Detection of instances of incorrect information and process violation by a candidate at any stage will lead to disqualification of the candidate. Candidate's score will become null and void and he/she will not be allowed to appear for CAT in future. If such instances go undetected during the current selection process but are detected in subsequent years, such disqualification will take place with retrospective effect.
6. All queries regarding post-CAT 2016 selection process must be directed to respective IIMs. CAT Centre will not answer post-CAT related queries.
7. CAT 2016 score is valid only until 31st December 2017 and subject to meeting the minimum eligibility marks in the qualifying examination.
8. Toll free number 1-800-266-3549 will be available till 20th January, 2017 and webmail support cathelpdesk@iimcat.ac.in will be available till 31st March, 2017 respectively.

(*) Person With Disability.

COMMON ADMISSION TEST (CAT) 2016 INDIAN INSTITUTES OF MANAGEMENT



CAT 2016 SCORE CARD

Name of the Candidate : MEENIGA VARUN		 
Candidate's Contact Details :		
C/B-76 C-CAMP NEAR MEE SEVA		
Town/City : KURNOOL District : Kurnool State : ANDHRA PRADESH Email : varunjohnson4@gmail.com		
CAT Registration Number / User Id	Gender	Date of Birth
6118446	Male	31/Jul/1995
Category	PWD Status(*)	Date and Time of Test
NC-OBC	No	04-Dec-2016 09:00 AM - 12:00 PM

Section		Section		Section		Total	
Verbal Ability & Reading Comprehension		Data Interpretation & Logical Reasoning		Quantitative Ability			
Scaled Score	Percentile	Scaled Score	Percentile	Scaled Score	Percentile	Overall Scaled Score	Overall Percentile
28.81	59.10	28.27	90.68	42.60	96.29	99.68	88.22

Instructions:

- Only candidates who have taken the Common Admission Test (CAT 2016) are entitled to receive the score card. Keep a print-out of this score card for your information pertaining to CAT 2016. You will not receive score card by email or by post.
- The Overall Scaled Score is the sum of the scaled scores of the candidate in different components.
- Percentile refers to percentage of candidates who receive score less than or equal to the score obtained by the candidate.
- IIMs and Non-IIM member institutions independently decide how to use CAT 2016 scores on the basis of their own selection process. The scores are to be used only for selecting the candidates to their Post Graduate / Fellow Programme(s) in Management.
- Detection of instances of incorrect information and process violation by a candidate at any stage will lead to disqualification of the candidate. Candidate's score will become null and void and he/she will not be allowed to appear for CAT in future. If such instances go undetected during the current selection process but are detected in subsequent years, such disqualification will take place with retrospective effect.
- All queries regarding post-CAT 2016 selection process must be directed to respective IIMs. CAT Centre will not answer post-CAT related queries.
- CAT 2016 score is valid only until 31st December 2017 and subject to meeting the minimum eligibility marks in the qualifying examination.
- Toll free number 1-800-266-3549 will be available till 20th January, 2017 and webmail support cathelpdesk@iimcat.ac.in will be available till 31st March, 2017 respectively.

(*) Person With Disability.

COMMON ADMISSION TEST (CAT) 2016

INDIAN INSTITUTES OF MANAGEMENT



Ministry of Human Resource Development
Government of India



AIMA
All India Management Association



IIM
Ahmedabad



IIM
Bangalore



IIM
Calcutta



IIM
Kozhikode



IIM
Lucknow



IIM
Ranchi




IIM
Rohtak



IIM
Usha

CAT 2016 SCORE CARD

Name of the Candidate : PULAGURA VINEELA			
Candidate's Contact Details : Door No. 3-82 mallangunta colony chiguruwada post Town/City : Tirupathi District : Chittoor State : ANDHRA PRADESH Email : vineelapulagura96@gmail.com			
CAT Registration Number / User Id	Gender	Date of Birth	
6199051	Female	06/Aug/1996	
Category	PWD Status(*)	Date and Time of Test	
NC-OBC	No	04-Dec-2016 02:30 PM - 05:30 PM	

Section		Section		Section		Total	
Verbal Ability & Reading Comprehension		Data Interpretation & Logical Reasoning		Quantitative Ability			
Scaled Score	Percentile	Scaled Score	Percentile	Scaled Score	Percentile	Overall Scaled Score	Overall Percentile
23.69	49.81	19.08	76.89	7.97	40.77	50.74	55.99

Instructions:

- Only candidates who have taken the Common Admission Test (CAT 2016) are entitled to receive the score card. Keep a print-out of this score card for your information pertaining to CAT 2016. You will not receive score card by email or by post.
- The Overall Scaled Score is the sum of the scaled scores of the candidate in different components.
- Percentile refers to percentage of candidates who receive score less than or equal to the score obtained by the candidate.
- IIMs and Non-IIM member institutions independently decide how to use CAT 2016 scores on the basis of their own selection process. The scores are to be used only for selecting the candidates to their Post Graduate / Fellow Programme(s) in Management.
- Detection of instances of incorrect information and process violation by a candidate at any stage will lead to disqualification of the candidate. Candidate's score will become null and void and he/she will not be allowed to appear for CAT in future. If such instances go undetected during the current selection process but are detected in subsequent years, such disqualification will take place with retrospective effect.
- All queries regarding post-CAT 2016 selection process must be directed to respective IIMs. CAT Centre will not answer post-CAT related queries.
- CAT 2016 score is valid only until 31st December 2017 and subject to meeting the minimum eligibility marks in the qualifying examination.
- Toll free number 1-800-266-3549 will be available till 20th January, 2017 and wehmail support@cathelpdesk@iimcat.ac.in will be available till 31st March, 2017 respectively.

(*) Person With Disability.

COMMON ADMISSION TEST (CAT) 2016 INDIAN INSTITUTES OF MANAGEMENT

13121A04DF



CAT 2016 SCORE CARD

Name of the Candidate : SHAIK BARESHA VALLI			
Candidate's Contact Details : Door No. 1-29 C. Mallavaram Perumalla Palli Town/City : TIRUPATI District : Chittoor State : ANDHRA PRADESH Email : bareshashaik1@gmail.com			
CAT Registration Number / User Id	Gender	Date of Birth	
6212473	Male	28/Sep/1995	
Category	PWD Status(*)	Date and Time of Test	
General	No	04-Dec-2016 09:00 AM - 12:00 PM	

Section		Section		Section		Total	
Verbal Ability & Reading Comprehension		Data Interpretation & Logical Reasoning		Quantitative Ability			
Scaled Score	Percentile	Scaled Score	Percentile	Scaled Score	Percentile	Overall Scaled Score	Overall Percentile
22.07	46.50	-1.32	18.74	5.13	30.69	25.88	29.12

Instructions:

- Only candidates who have taken the Common Admission Test (CAT 2016) are entitled to receive the score card. Keep a print-out of this score card for your information pertaining to CAT 2016. You will not receive score card by email or by post.
- The Overall Scaled Score is the sum of the scaled scores of the candidate in different components.
- Percentile refers to percentage of candidates who receive score less than or equal to the score obtained by the candidate.
- IIMs and Non-IIM member institutions independently decide how to use CAT 2016 scores on the basis of their own selection process. The scores are to be used only for selecting the candidates to their Post Graduate / Fellow Programme(s) in Management.
- Detection of instances of incorrect information and process violation by a candidate at any stage will lead to disqualification of the candidate. Candidate's score will become null and void and he/she will not be allowed to appear for CAT in future. If such instances go undetected during the current selection process but are detected in subsequent years, such disqualification will take place with retrospective effect.
- All queries regarding post-CAT 2016 selection process must be directed to respective IIMs. CAT Centre will not answer post-CAT related queries.
- CAT 2016 score is valid only until 31st December 2017 and subject to meeting the minimum eligibility marks in the qualifying examination.
- Toll free number 1-800-266-3549 will be available till 20th January, 2017 and webmail support cathelpdesk@iimcat.ac.in will be available till 31st March, 2017 respectively.

(*) Person With Disability.

GEETHEEKASHERRONN BATHINI

Most Recent Test Date: September 29, 2016

Address: 19-9-25,KENNEDY NAGAR, NERA MRF, TIRUCHANUR ROAD, TIRUPATI,
517501 India

Registration Number: 6035034
Print Date: November 12, 2016

Email: GEETHEEKA@GMAIL.COM

Phone: 91-8374183809

Date of Birth: July 15, 1995

Social Security Number (Last Four Digits):

Gender: Female

Intended Graduate Major: Undecided (0000)

12121A0405

Your Scores for the General Test Taken on September 29, 2016



Your Test Score History

General Test Scores

Test Date	Verbal Reasoning		Quantitative Reasoning		Analytical Writing	
	Scaled Score	Percentile	Scaled Score	Percentile	Score	Percentile
September 29, 2016	157	75	164	87	4.5	82

Subject Test Scores

You do not have reportable test scores at this time.

Your Score Recipient(s)

Undergraduate Institution

Report Date	Institution (Code)	Department (Code)	Test Title	Test Date
-------------	--------------------	-------------------	------------	-----------



TEST TAKER SCORE REPORT

Note: This report is not valid for transmission of scores to an institution.

SRIVENKATAKOUSIKRAJA MUKKAVALLI

Most Recent Test Date: November 3, 2016

Address: 18-1-504/21, BHAVANI NAGAR LAYOUT, OPPOSITE INCOME TAX OFFICE,
TIRUPATI, 517501 IndiaRegistration Number: 0522538
Print Date: November 5, 2016

Email: KOUSIKRAJA22@GMAIL.COM

Phone: 91-9493813060

Date of Birth: July 22, 1996

Social Security Number (Last Four Digits):

Gender: Male

Intended Graduate Major: Electronics Engineering (1204)

Your Scores for the General Test Taken on October 2, 2016



Your Test Score History

General Test Scores

Test Date	Verbal Reasoning		Quantitative Reasoning		Analytical Writing	
	Scaled Score	Percentile	Scaled Score	Percentile	Score	Percentile
November 3, 2016	Not Available	---	Not Available	---	Not Available	---
October 2, 2016	146	30	159	73	3.5	42

* Not Available - Scores are currently not available. Please allow 10-15 days after a computer-delivered test or 5 weeks after a paper-delivered test for your scores to be reported.

Subject Test Scores

You do not have reportable test scores at this time.

Your Score Recipient(s)

Undergraduate Institution

Report Date	Institution (Code)	Department (Code)	Test Title	Test Date
-------------	--------------------	-------------------	------------	-----------

P. C. Srinivas
PRINCIPAL

SREE VIDYANIKETHAN ENGINEERING COLLEGE
Sree Sainath Nagar, A.RANGAMPET
Chittoor (Dist.) - 517 102, A.P., INDIA.

V. Kiran Kumar
12125A0422

#22

#30

2015-16



Examinee Score Report

vangapattu, kirankumar

Note: This report is not valid for transmission of scores to an institution.

Last (Family/Surname) Name, First (Given) Name, Middle Initial

Print Date: 01/28/2016

Address: 11-115, Vijayashankar colony
yogimalavaram, tiruchanoor road
tirupathi, 517503

Email Address: 29vkirankumar@gmail.com

Phone Number: 08126348462

Date of Birth: 08/28/1994

Social Security Number (last 4 digits):


Gender: Male

Intended Graduate Major Code: 1203

Intended Graduate Major: Engineering - Electrical and Electronics - Electrical Engineering

Most Recent Test Date: 01/13/2016

Registration Number: 5088392



All dates are formatted as MM/DD/YYYY.

This score report includes all of your General Test and Subject Test scores earned from July 1, 2008 to the present. Only reported scores are available for display.

General Test Scores

Test Date MM/DD/YYYY	Verbal Reasoning*				Quantitative Reasoning*				Analytical Writing	
	Prior Format		Current Format		Prior Format		Current Format		Score	% Below
	Scaled Score	Estimated Current Score	Scaled Score	% Below	Scaled Score	Estimated Current Score	Scaled Score	% Below		
01/13/2016			143	18			159	75	2.0	02

NS - No Score. Indicates that no questions were answered.

* The GRE Verbal Reasoning and Quantitative Reasoning score scales changed in August 2011. For tests taken August 2011 or later, scores are printed in the "Current Format" column. For tests taken before August 2011, scores on the prior scales and the corresponding estimated scores on the current scales are printed in the "Prior Format" column.

Subject Test Scores

Test Date	Test Name / Subscore Name	Scaled Score	% Below
-----------	---------------------------	--------------	---------

Score Recipient(s)

Your score reporting history is shown below. "Pending" indicates your scores are not yet available, or your order has not yet been processed.

Undergraduate Institution				
Report Date	Institution (Code)	Department (Code)	Test Type	Test Date
01/22/2016	Aalto U (7364)	NONE ()	General Test	01/13/2016

Score Recipient(s)				
Report Date	Institution or Fellowship Sponsor (Code)	Department (Code)	Test Type	Test Date
01/22/2016	U Oklahoma Norman (6879)	NONE ()	General Test	01/13/2016
01/22/2016	Aalto U (7364)	Communications Engineering (1202)	General Test	01/13/2016
01/22/2016	U Oulu (7514)	NONE ()	General Test	01/13/2016
01/22/2016	U Helsinki (9872)	NONE ()	General Test	01/13/2016

* Undergraduate institution does not wish to receive scores

** Score recipient not yet active

QUESTIONS ABOUT THIS GRE EXAMINEE SCORE REPORT

Information to help you interpret your GRE scores is available at www.ets.org/gre/supplies. If you have any questions concerning this GRE Report of Scores, call ETS at 1-800-771-7670 or 1-866-473-4373 (toll free for test takers in the U.S., U.S. Territories*, and Canada) between 8:00 a.m. and 7:45 p.m. EST or email gre-info@ets.org. For information about interpreting your scores, consult *Interpreting Your GRE Scores*, which is available at www.ets.org/gre/understand.

*includes American Samoa, Guam, Puerto Rico, and U.S. Virgin Islands

SCORE REPORTING

Policies pertaining to score reporting and use are periodically reviewed and revised by the GRE Board. The policies and procedures explained in the 2013-14 GRE Information and Registration Bulletin are effective only for the time period of August 1, 2013 to June 30, 2014 and supersede previous policies and procedures in previous bulletins. GRE scores are reportable for five(5) years following the testing year (July 1 to June 30) in which you tested. Currently, GRE scores earned after July 1, 2008 are available.

PERCENTILE RANK (% BELOW)

The percentile ranks in this report indicate the percentage of examinees who scored below your score. Note that these percentile ranks may be different from those that applied when the scores were originally reported to you if the scores were earned prior to July 2013. This reflects annual updating of these data to permit admissions officers to compare scores, whenever earned, with those for a recent reference group.

RETAKING A GRE TEST

You can take the GRE revised General Test once every 21 days, and up to five times within any continuous rolling 12-month period. This applies even if you canceled your scores on a test taken previously. You may take the paper-based GRE revised General Test and GRE Subject Tests as often as they are offered.

Note: This policy will be enforced even if a violation is not immediately identified (e.g., inconsistent registration information) and test scores have been reported. In such cases, the invalid scores will be canceled and score recipients will be notified of the cancellation. Test fees will be forfeited.

SCORES NOT REPORTED

"Scores Not Reported" is listed in the Report Date column of the Score Recipients section of your score report if one of three scenarios occurs:

- You requested scores to be sent to an undergraduate institution that does not receive scores.
- The code for the graduate institution you designated to receive scores is no longer active.
- Your reportable score record does not include scores for the requested test.

ETS TOEFL iBT TOEFL iBT® Test Taker Score Report

THIS IS A PDF DOWNLOADED AND PRINTED BY THE TEST TAKER, INTENDED FOR THE TEST TAKER'S PERSONAL RECORDS.

Name: Bathini, GeetheekaSherronn

Last (Family/Surname) Name, First (Given) Name Middle Name

Email: geetheeka@gmail.com

Gender: F

Registration Number: 0000 0000 2882 5312

Date of Birth: 15 Jul 1995

Test Date: 08 Oct 2016

Sponsor Code:



Bathini, GeetheekaSherronn
19-9-25
Kennedy Nagar
Near MRF Tyres
Tirupati, Chittoor district, Andhra Pradesh 517501
India

TOEFL iBT Scaled Scores

Reading	29
Listening	30
Speaking	27
Writing	29
Total Score	115

Country of Birth: India

Inst. Code | Dept. Code

Native Language: TELUGU

Test Center: STN15484A - Kalvi Institute Private Ltd - Bangalore

Test Center Country: India

Security Identification

ID Type: Passport

ID No.: xxxxxxxxxxxxxxxxxxxxxxx4875

Issuing Country: India

45

Reading Skills	Level	Your Performance
Reading	High	<p>Test takers who receive a score at the HIGH level, as you did, typically understand academic texts in English that require a wide range of reading abilities regardless of the difficulty of the texts.</p> <p>Test takers who score at the HIGH level, typically</p> <ul style="list-style-type: none"> • have a very good command of academic vocabulary and grammatical structure; • can understand and connect information, make appropriate inferences, and synthesize ideas, even when the text is conceptually dense and the language is complex; • can recognize the expository organization of a text and the role that specific information serves within the larger text, even when the text is conceptually dense; and • can abstract major ideas from a text, even when the text is conceptually dense and contains complex language.
Listening Skills	Level	Your Performance
Listening	High	<p>Test takers who receive a score at the HIGH level, as you did, typically understand conversations and lectures in English that present a wide range of listening demands. These demands can include difficult vocabulary (uncommon terms, or colloquial or figurative language), complex grammatical structures, abstract or complex ideas, and/or making sense of unexpected or seemingly contradictory information.</p> <p>When listening to lectures and conversations like these, test takers at the HIGH level typically can</p> <ul style="list-style-type: none"> • understand main ideas and important details, whether they are stated or implied; • distinguish more important ideas from less important ones; • understand how information is being used (for example, to provide evidence for a claim or describe a step in a complex process); • recognize how pieces of information are connected (for example, in a cause-and-effect relationship); • understand many different ways that speakers use language for purposes other than to give information (for example, to emphasize a point, express agreement or disagreement, or convey intentions indirectly); and • synthesize information, even when it is not presented in sequence, and make correct inferences on the basis of that information.



Copyright © 2015 by Educational Testing Service. All rights reserved. ETS, the ETS logo, TOEFL, and TOEFL iBT are registered trademarks of Educational Testing Service (ETS) in the United States and other countries.

THIS IS A PDF DOWNLOADED AND PRINTED BY THE TEST TAKER, INTENDED FOR THE TEST TAKER'S PERSONAL RECORDS.

Name: vangapattu, kirankumar

Last (Family/Surname) Name, First (Given) Name, Middle Name

Email: 29vkirankumar@gmail.com

Gender: M

Registration Number: 0000 0000 2648 8894

Date of Birth: 29 Aug 1994

Test Date: 31 Oct 2015

Sponsor Code:

vangapattu, kirankumar
11-115
Vijayashankar colony
Yogimallavaram
Tiruchanoor road
Tirupathi, Andhra Pradesh 517503
India



TOEFL iBT Scaled Scores

Reading	20
Listening	22
Speaking	20
Writing	20
Total Score	82

Country of Birth: India

Native Language: TELUGU

Test Center: STN14587A - Institute of Technology Management &

Test Center Country: India

Inst. Code	Dept. Code
0984	99
7178	99
0904	99

Security Identification

ID Type: Passport

ID No.: xxxxxxxxxxxxxxxxxxxxxx6978

Issuing Country: India

46

Reading Skills	Level	Your Performance
Reading	Intermediate	<p>Test takers who receive a score at the INTERMEDIATE level, as you did, typically understand academic texts in English that require a wide range of reading abilities, although their understanding of certain parts of the texts is limited.</p> <p>Test takers who receive a score at the INTERMEDIATE level typically</p> <ul style="list-style-type: none"> have a good command of common academic vocabulary but still have some difficulty with high-level vocabulary; have a very good understanding of grammatical structure; can understand and connect information, make appropriate inferences, and synthesize information in a range of texts but have more difficulty when the vocabulary is high level and the text is conceptually dense; can recognize the expository organization of a text and the role that specific information serves within a larger text but have some difficulty when these are not explicit or easy to infer from the text; and can abstract major ideas from a text but have more difficulty doing so when the text is conceptually dense.
Listening Skills	Level	Your Performance
Listening	High	<p>Test takers who receive a score at the HIGH level, as you did, typically understand conversations and lectures in English that present a wide range of listening demands. These demands can include difficult vocabulary (uncommon terms, or colloquial or figurative language), complex grammatical structures, abstract or complex ideas, and/or making sense of unexpected or seemingly contradictory information.</p> <p>When listening to lectures and conversations like these, test takers at the HIGH level typically can</p> <ul style="list-style-type: none"> understand main ideas and important details, whether they are stated or implied; distinguish more important ideas from less important ones; understand how information is being used (for example, to provide evidence for a claim or describe a step in a complex process); recognize how pieces of information are connected (for example, in a cause-and-effect relationship); understand many different ways that speakers use language for purposes other than to give information (for example, to emphasize a point, express agreement or disagreement, or convey intentions indirectly); and synthesize information, even when it is not presented in sequence, and make correct inferences on the basis of that information.

SAGAR MUTHIREDDY

Most Recent Test Date: August 18, 2016

Address: 19-41-S8-1549 TELUGU NAGAR, SRINIVASAPURAM RENIGUNTA ROAD, TIRUPATI, 517501 India

Registration Number: 5503339

Print Date: July 22, 2017

Email: SAGARMREY@GMAIL.COM

Phone: 91-8686684395

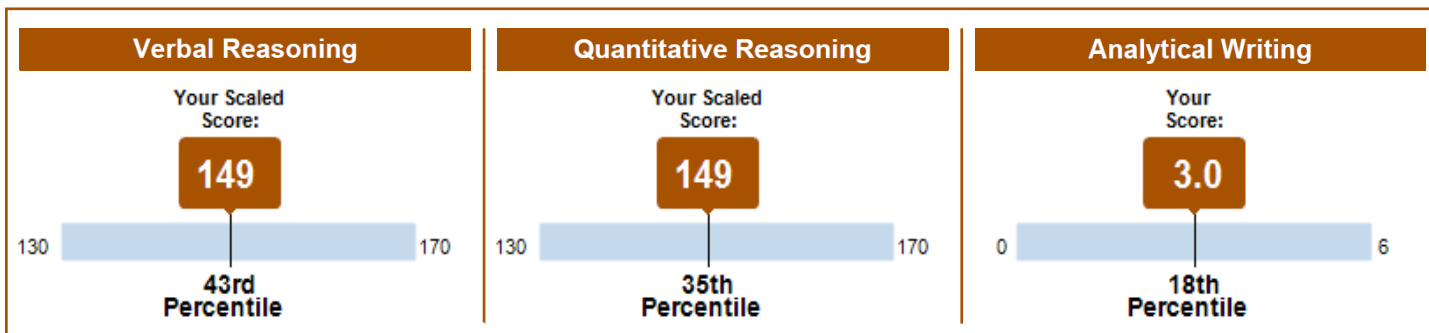
Date of Birth: October 5, 1995

Social Security Number (Last Four Digits):

Gender: Male

Intended Graduate Major: Computer Science (0402)

Your Scores for the General Test Taken on August 18, 2016



Your Test Score History

General Test Scores

Test Date	Verbal Reasoning		Quantitative Reasoning		Analytical Writing	
	Scaled Score	Percentile	Scaled Score	Percentile	Score	Percentile
August 18, 2016	149	43	149	35	3.0	18

Subject Test Scores

You do not have reportable test scores at this time.

Your Score Recipient(s)

Undergraduate Institution

Report Date	Institution (Code)	Department (Code)	Test Title	Test Date
-------------	--------------------	-------------------	------------	-----------

SAGAR MUTHIREDDY**Most Recent Test Date: August 18, 2016**

Date of Birth: October 5, 1995

Registration Number: 5503339

Print Date: July 22, 2017

Designated Score Recipient(s)

Report Date	Score Recipient (Code)	Department (Code)	Test Title	Test Date
August 24, 2016	ARIZONA STATE UNIVERSITY (4007)	COMPUTER SCIENCE (0402)	General Test	August 18, 2016
August 24, 2016	NORTH CAROLINA ST U (5496)	COMPUTER SCIENCE (0402)	General Test	August 18, 2016
August 24, 2016	NORTHEASTERN U GRAD COMP SCI (3679)	COMPUTER SCIENCE (0402)	General Test	August 18, 2016
August 24, 2016	WICHITA ST UNIV (6884)	COMPUTER/INFO SCIENCE-GENERAL (0407)	General Test	August 18, 2016

About Your GRE® Score Report**Score Reporting Policies**

With the *ScoreSelect®* option, you can decide which test scores to send to the institutions you designate. There are three options to choose from:

- Most Recent option – Send your scores from your most recent test administration
- All option – Send your scores from all administrations in the last five years
- Any option – Send your scores from one OR as many test administrations in the last five years (this option is not available on test day when you select up to four FREE score reports)

Scores for a test administration must be reported in their entirety. Institutions will receive score reports that show only the scores that you selected to send to them. There will be no special indication if you have taken additional GRE tests. See the *GRE® Information Bulletin* for details. The policies and procedures explained in the Bulletin for the current testing year supersede previous policies and procedures in previous bulletins.

Scores will be sent to designated score recipients approximately 10-15 days after a computer-delivered test and 5 weeks after a paper-delivered test. If your scores are not available for any reason, you will see “Not Available” in Your Test Score History.

GRE test scores are reportable according to the following policies:

- For tests taken prior to July 1, 2016, scores are reportable for five (5) years following the testing year in which you tested (July 1 – June 30). For example, scores for a test taken on May 15, 2015, are reportable through June 30, 2020. GRE scores earned prior to August 2011 are no longer reportable.
- For tests taken on or after July 1, 2016, scores are reportable for five (5) years following your test date. For example, scores for a test taken on July 3, 2016, are reportable through July 2, 2021.

Note: Score recipients will only receive scores from test administrations that you have selected to send to them.

Percentile Rank (% Below)

A percentile rank for a test score indicates the percentage of test takers who took that test and received a lower score. Regardless of when the reported scores were earned, the percentile ranks for General Test and Subject Test scores are based on the scores of all test takers who tested within the most recent three-year period.

SAGAR MUTHIREDDY**Most Recent Test Date: August 18, 2016****Date of Birth:** October 5, 1995

Registration Number: 5503339

Print Date: July 22, 2017

Retaking a GRE Test

You can take the GRE® General Test *once every 21 days*, up to *five times* within any continuous rolling 12-month period (365 days). This applies even if you canceled your scores on a test taken previously. You can take the paper-delivered GRE General Test and GRE® Subject Tests as often as they are offered.

Note: This policy will be enforced even if a violation is not immediately identified (e.g., inconsistent registration information) and test scores have been reported. In such cases, the invalid scores will be canceled and score recipients will be notified of the cancellation. Test fees will be forfeited.

For More Information

For information about interpreting your scores, see *Interpreting Your GRE Scores* at www.ets.org/gre/understand.

For detailed information about your performance on the Verbal Reasoning and Quantitative Reasoning sections of the computer-delivered GRE General Test, access the free GRE Diagnostic Service from your ETS account. This service includes a description of the types of questions you answered right and wrong, the difficulty level of each question, and the time spent on each question. This service is available approximately 15 days after your test administration and for six months following your test administration.

If you have any questions concerning your score report, email GRE Services at gre-info@ets.org or call 1-609-771-7670 or 1-866-473-4373 (toll free for test takers in the U.S., U.S. Territories and Canada) between 8 a.m. and 7:45 p.m. (New York Time).

VENKATALOKESH POLIMENI

Most Recent Test Date: September 29, 2016

Address: 45/24/B12,ASHOK NAGAR, NEAR WATER PUMP HOUSE, KURNOOL,
518005 India

Registration Number: 6035513

Print Date: January 8, 2017

Email: POLIMENIVENKATLOKESH@GMAIL.COM

Phone: 91-7731047907


Date of Birth: January 1, 1996

Social Security Number (Last Four Digits):

Gender: Male

Intended Graduate Major: Other Fields - Not Listed (5199)

Your Scores for the General Test Taken on September 29, 2016



Your Test Score History

General Test Scores

	Verbal Reasoning		Quantitative Reasoning		Analytical Writing	
Test Date	Scaled Score	Percentile	Scaled Score	Percentile	Score	Percentile
September 29, 2016	131	1	158	70	2.0	2

Subject Test Scores

You do not have reportable test scores at this time.

Your Score Recipient(s)

Undergraduate Institution

Report Date	Institution (Code)	Department (Code)	Test Title	Test Date
October 12, 2016	FLORIDA INSTITUTE TECHNOLOGY (5080)		General Test	September 29, 2016

VENKATALOKESH POLIMENI

Most Recent Test Date: September 29, 2016

Date of Birth: January 1, 1996

Registration Number: 6035513

Print Date: January 8, 2017

Designated Score Recipient(s)

Report Date	Score Recipient (Code)	Department (Code)	Test Title	Test Date
October 12, 2016	FLORIDA INSTITUTE TECHNOLOGY (5080)	COMPUTER SCIENCE (0402)	General Test	September 29, 2016
October 12, 2016	TEXAS A&M UNIV CENTRAL TEXAS (6756)	COMPUTER SCIENCE (0402)	General Test	September 29, 2016
October 12, 2016	TEXAS A&M UNIV COMMERCE (6188)	COMPUTER SCIENCE (0402)	General Test	September 29, 2016
October 12, 2016	TEXAS TECH UNIVERSITY (6827)	COMPUTER SCIENCE (0402)	General Test	September 29, 2016

About Your GRE® Score Report

Score Reporting Policies

With the *ScoreSelect*® option, you can decide which test scores to send to the institutions you designate. There are three options to choose from:

- Most Recent option – Send your scores from your most recent test administration
- All option – Send your scores from all administrations in the last five years
- Any option – Send your scores from one OR as many test administrations in the last five years (this option is not available on test day when you select up to four FREE score reports)

Scores for a test administration must be reported in their entirety. Institutions will receive score reports that show only the scores that you selected to send to them. There will be no special indication if you have taken additional GRE tests. See the *GRE® Information Bulletin* for details. The policies and procedures explained in the Bulletin for the current testing year supersede previous policies and procedures in previous bulletins.

Scores will be sent to designated score recipients approximately 10-15 days after a computer-delivered test and 5 weeks after a paper-delivered test. If your scores are not available for any reason, you will see “Not Available” in Your Test Score History.

GRE test scores are reportable according to the following policies:

- For tests taken prior to July 1, 2016, scores are reportable for five (5) years following the testing year in which you tested (July 1 – June 30). For example, scores for a test taken on May 15, 2015, are reportable through June 30, 2020. GRE scores earned prior to August 2011 are no longer reportable.
- For tests taken on or after July 1, 2016, scores are reportable for five (5) years following your test date. For example, scores for a test taken on July 3, 2016, are reportable through July 2, 2021.

Note: Score recipients will only receive scores from test administrations that you have selected to send to them.

Percentile Rank (% Below)

A percentile rank for a test score indicates the percentage of test takers who took that test and received a lower score. Regardless of when the reported scores were earned, the percentile ranks for General Test and Subject Test scores are based on the scores of all test takers who tested within the most recent three-year period.

VENKATALOKESH POLIMENI

Most Recent Test Date: September 29, 2016

Date of Birth: January 1, 1996

Registration Number: 6035513

Print Date: January 8, 2017

Retaking a GRE Test

You can take the GRE® General Test *once every 21 days*, up to *five times* within any continuous rolling 12-month period (365 days). This applies even if you canceled your scores on a test taken previously. You can take the paper-delivered GRE General Test and GRE® Subject Tests as often as they are offered.

Note: This policy will be enforced even if a violation is not immediately identified (e.g., inconsistent registration information) and test scores have been reported. In such cases, the invalid scores will be canceled and score recipients will be notified of the cancellation. Test fees will be forfeited.

For More Information

For information about interpreting your scores, see *Interpreting Your GRE Scores* at www.ets.org/gre/understand.

For detailed information about your performance on the Verbal Reasoning and Quantitative Reasoning sections of the computer-delivered GRE General Test, access the free GRE Diagnostic Service from your ETS account. This service includes a description of the types of questions you answered right and wrong, the difficulty level of each question, and the time spent on each question. This service is available approximately 15 days after your test administration and for six months following your test administration.

If you have any questions concerning your score report, email GRE Services at gre-info@ets.org or call 1-609-771-7670 or 1-866-473-4373 (toll free for test takers in the U.S., U.S. Territories and Canada) between 8 a.m. and 7:45 p.m. (New York Time).

ETS TOEFL iBT TOEFL iBT® Test Taker Score Report

THIS IS A PDF DOWNLOADED AND PRINTED BY THE TEST TAKER, INTENDED FOR THE TEST TAKER'S PERSONAL RECORDS.

Name: PATTIPATI, AKHIL

Last (Family/Surname) Name, First (Given) Name Middle Name

Email: akhil.pattipati@gmail.com

Gender: M

Date of Birth: 30 Nov 1995

Registration Number: 0000 0000 2682 4377

Test Date: 08 Oct 2016

Sponsor Code:

PATTIPATI, AKHIL
2-2-350/13,FNO:12A
ARJUN APARTMENTS
K V LAYOUT
NEAR LIC OFFICE
TIRUPATI, ANDHRA PRADESH 517501
India



TOEFL iBT Scaled Scores

Reading	18
Listening	19
Speaking	23
Writing	22
Total Score	82

Country of Birth: India

Native Language: TELUGU

Test Center: APCU-8909 - CHENNAI, 8909 INDIA

Test Center Country: India

Inst. Code | Dept. Code

Security Identification

ID Type: Passport

ID No.: xxxxxxxxxxxxxxxxxxxx1612

Issuing Country: India

45

Reading Skills	Level	Your Performance
Reading	Intermediate	<p>Test takers who receive a score at the INTERMEDIATE level, as you did, typically understand academic texts in English that require a wide range of reading abilities, although their understanding of certain parts of the texts is limited.</p> <p>Test takers who receive a score at the INTERMEDIATE level typically</p> <ul style="list-style-type: none"> • have a good command of common academic vocabulary but still have some difficulty with high-level vocabulary; • have a very good understanding of grammatical structure; • can understand and connect information, make appropriate inferences, and synthesize information in a range of texts but have more difficulty when the vocabulary is high level and the text is conceptually dense; • can recognize the expository organization of a text and the role that specific information serves within a larger text but have some difficulty when these are not explicit or easy to infer from the text; and • can abstract major ideas from a text but have more difficulty doing so when the text is conceptually dense.
Listening Skills	Level	Your Performance
Listening	Intermediate	<p>Test takers who receive a score at the INTERMEDIATE level, as you did, typically understand conversations and lectures in English that present a wide range of listening demands. These demands can include difficult vocabulary (uncommon terms or colloquial or figurative language), complex grammatical structures, and/or abstract or complex ideas. However, lectures and conversations that require the listener to make sense of unexpected or seemingly contradictory information may present some difficulty.</p> <p>When listening to conversations and lectures like these, test takers at the INTERMEDIATE level typically can</p> <ul style="list-style-type: none"> • understand explicitly stated main ideas and important details, especially if they are reinforced, but may have difficulty understanding main ideas that must be inferred or important details that are not reinforced; • understand how information is being used (for example, to provide support or describe a step in a complex process); • recognize how pieces of information are connected (for example, in a cause-and-effect relationship); • understand, though perhaps not consistently, ways that speakers use language for purposes other than to give information (for example, to emphasize a point, express agreement or disagreement, or convey intentions indirectly); and • synthesize information from adjacent parts of a lecture or conversation and make correct inferences on the basis of that information, but may have difficulty synthesizing information from separate parts of a lecture or conversation.



Copyright © 2015 by Educational Testing Service. All rights reserved. ETS, the ETS logo, TOEFL, and TOEFL iBT are registered trademarks of Educational Testing Service (ETS) in the United States and other countries.

ATTESTED BY

P. C. Chalapathi
PRINCIPAL

SREE VIDYANIKETHAN ENGINEERING COLLEGE
Sree Sainath Nagar, A.RANGAMPET
Chittoor (Dist.) - 517 102, A.P., INDIA.

Speaking Skills	Level*	Your Performance
Speaking about Familiar Topics	Fair	Your responses indicate you are able to speak in English about your personal experiences and opinions in a mostly clear and coherent manner. Your speech is mostly clear with only occasional errors. Grammar and vocabulary are somewhat limited and include some errors. At times, the limitations prevent you from elaborating fully on your ideas, but they do not seriously interfere with overall communication.
Speaking about Campus Situation	Fair	Your responses demonstrate an ability to speak in English about reading material and experiences typically encountered by university students. You are able to convey relevant information about conversations, newspaper articles, and campus bulletins; however, some details are missing or inaccurate. Limitations of grammar, vocabulary, and pronunciation at times cause difficulty for the listener. However, they do not seriously interfere with overall communication.
Speaking about Academic Course Content	Fair	Your responses demonstrate that you are able to speak in English about academic reading and lecture material, with only minor communication problems. For the most part, your speech is clear and easy to understand. However, some problems with pronunciation and intonation may occasionally cause difficulty for the listener. Your use of grammar and vocabulary is adequate to talk about the topics, but some ideas are not fully developed or are inaccurate.
Writing Skills	Level*	Your Performance
Writing based on Reading and Listening	Fair	You responded to the task, relating the lecture to the reading, but your response indicates weaknesses such as <ul style="list-style-type: none"> • an important idea or ideas may be missing, unclear, or inaccurate; • there may be unclarity in how the lecture and the reading passage are related; and/or • grammatical mistakes or vague/incorrect uses of words may make the writing difficult to understand.
Writing based on Knowledge and Experience	Fair	You expressed ideas with reasons, examples, and details, but your response indicated weaknesses such as <ul style="list-style-type: none"> • you may not provide enough specific support and development for your main points; • your ideas may be difficult to follow because of how you organize your essay or because of the language you use to connect your ideas; and/or • grammatical mistakes or vague/incorrect uses of words may make the writing difficult to understand.

THIS IS A PDF DOWNLOADED AND PRINTED BY THE TEST TAKER, INTENDED FOR THE TEST TAKER'S PERSONAL RECORDS.

This score report provides four section scores and a total score. An analysis of your strengths and weaknesses in English is included. The level pertaining to each skill should not be generalized beyond the performance on this test. Skill levels and their associated descriptions are not intended for use by institutions as part of their admissions criteria and will not be shared unless you grant permission.

Information About Scores: The following scaled scores are reported for the TOEFL iBT test. A total score is not reported when one or more sections have not been administered. These scores have the following ranges:

Sections	Scaled Scores
Reading	0-30
Listening	0-30
Speaking	0-30
Writing	0-30
Total Score	0-120

Score Legends:

Reading Skills	
Level	Total Scaled Score Range
High	22-30
Intermediate	15-21
Low	0-14

Speaking Skills	
Level	Total Scaled Score Range
Good	26-30
Fair	18-25
Limited	10-17
Weak	0-9

Listening Skills	
Level	Total Scaled Score Range
High	22-30
Intermediate	14-21
Low	0-13

Writing Skills	
Level	Total Scaled Score Range
Good	24-30
Fair	17-23
Limited	1-16
Score of Zero	0

Institution Codes: The code numbers shown on page 1 of this report are the ones you selected before you took the test. If any institution code you selected is missing, it was incorrect and the TOEFL® Program was unable to send a score report to that institution.

DEPT	WHERE THE REPORT WAS SENT
00	Admissions office for undergraduate study or an institution or agency that is not a college or university
01, 04-99	Admissions office for graduate study in a field other than management (business) or law according to the codes selected when you registered
02	Admissions office of a graduate school of management (business)
03	Admissions office of a graduate school of law

Additional information about TOEFL iBT scores can be found on the Test Takers section of the TOEFL website at www.ets.org/toefl.

* Skill levels for speaking and writing individual skills are estimates of performance at the item level. The total writing and speaking scaled scores and ranges are more accurate. Therefore it is not appropriate to combine the individual skill levels. Doing so may lead to apparent inconsistencies between the diagnostic feedback and reported writing and speaking scores.

IMPORTANT NOTE TO SCORE USERS: This PDF score report was downloaded and printed by the test taker. It is not an Official Score Report sent by ETS directly to an organization designated by the test taker. If you find it necessary to verify the scores on this report, please contact the TOEFL Score Verification Service at +1-800-257-9547 or +1-809-771-7100. Scores more than two years old cannot be reported or validated.

ATTESTED BY

 PRINCIPAL
 SREE VIDYANIKETHAN ENGINEERING COLLEGE
 Sree Sainath Nagar A, PANAMPET
 Chittoor (Dist.) - 517 102, A.P., INDIA

PURANAM HARISH

Most Recent Test Date: November 1, 2016

Date of Birth: October 11, 1995

Registration Number: 0412762
Print Date: February 6, 2017

Note: Score recipients will only receive scores from test administrations that you have selected to send to them.

Percentile Rank (% Below)

A percentile rank for a test score indicates the percentage of test takers who took that test and received a lower score. Regardless of when the reported scores were earned, the percentile ranks for General Test and Subject Test scores are based on the scores of all test takers who tested within the most recent three-year period.

Retaking a GRE Test

You can take the GRE® General Test *once every 21 days*, up to *five times* within any continuous rolling 12-month period (365 days). This applies even if you canceled your scores on a test taken previously. You can take the paper-delivered GRE General Test and GRE® Subject Tests as often as they are offered.

Note: This policy will be enforced even if a violation is not immediately identified (e.g., inconsistent registration information) and test scores have been reported. In such cases, the invalid scores will be canceled and score recipients will be notified of the cancellation. Test fees will be forfeited.

**More Information**

For information about interpreting your scores, see *Interpreting Your GRE Scores* at www.ets.org/gre/understand.

For detailed information about your performance on the Verbal Reasoning and Quantitative Reasoning sections of the computer-delivered GRE General Test, access the free GRE Diagnostic Service from your ETS account. This service includes a description of the types of questions you answered right and wrong, the difficulty level of each question, and the time spent on each question. This service is available approximately 15 days after your test administration and for six months following your test administration.

If you have any questions concerning your score report, email GRE Services at gre-info@ets.org or call 1-609-771-7670 or 1-866-473-4373 (toll free for test takers in the U.S., U.S. Territories and Canada) between 8 a.m. and 7:45 p.m. (New York Time).



GATE 2017 Scorecard

Graduate Aptitude Test in Engineering

Name

RACHAPALLI VINAY KUMAR

Registration Number

CS17S57017095

Examination Paper

Computer Science and Information Technology



R. Vinay Kumar

(Candidate's Signature)

Mark out of 100*

64.41

Valid from March 26, 2017 to March 26, 2020

Qualifying Marks**

25.0

22.5

16.6

All India Rank in this paper

235

GATE Score

791

Total Number of Candidates

96878

*Normalized marks for multisession papers

** A candidate is considered qualified if the marks secured are greater than or equal to the qualifying marks mentioned for the category for which valid category certificate, if applicable is produced along with this scorecard.

Digital Fingerprint : Oddada9de18f36d0565b398e5b6098ce

March 26, 2017

G. J. Chakrapani
Prof. Govind Joseph Chakrapani

Organizing Chairman, GATE 2017 on behalf of NCB-GATE, for MHRD

The GATE 2017 score is calculated using the formula

$$GATE\ Score = S_q + (S_t - S_q) \frac{(M - M_q)}{(\bar{M}_t - M_q)}$$

where,

M is the marks obtained by the candidate in the paper, mentioned on this score card in GATE 2017

M_q is the qualifying marks for general category candidate in the paper

\bar{M}_t is the mean of marks of top 0.1% or top 10 (whichever is larger) of the candidates who appeared in the paper (in case of multi-session papers including all sessions)

$S_q = 350$, is the score assigned to M_q

$S_t = 900$, is the score assigned to \bar{M}_t

In the GATE 2017 score formula, M_q is usually 25 marks (out of 100) or $\mu + \sigma$, whichever is greater. Here μ is the mean and σ is the standard deviation of marks of all the candidates who appeared in the paper.

Qualifying in GATE 2017 does not guarantee either an admission to a post-graduate program or a scholarship/assistantship.

Admitting institutes may conduct further tests and interviews for final selection.

Codes for XE and XL Paper Sections (compulsory section and any other two sections)

XE: Engineering Sciences

A-Engineering Mathematics (compulsory)

B-Fluid Mechanics

C-Material Science

D-Solid Mechanics

E-Thermodynamics

F-Polymer Science and Engineering

G-Food Technology

H-Atmospheric and Oceanic Sciences

XL: Life Sciences

P-Chemistry (compulsory)

Q-Biochemistry

R-Botany

S-Microbiology

T-Zoology

U-Food Technology

Graduate Aptitude Test in Engineering (GATE) 2017 was organised by Indian Institute of Technology Roorkee on behalf of the National Coordination Board (NCB) for the Department of Higher Education, Ministry of Human Resource Development (MHRD), Government of India.

SWARATHESH C ADDANKI

Most Recent Test Date: October 6, 2016

Address: H.NO.18, 2 CROSS, NAGARJUNA NAGAR, THUMMALAGUNTA,
TIRUPATHI, A.P, 517502 India

Registration Number: 0173979

Print Date: November 8, 2016

Email: JYOTHIBABUADDANKI@GMAIL.COM

Phone: 91-9885793219

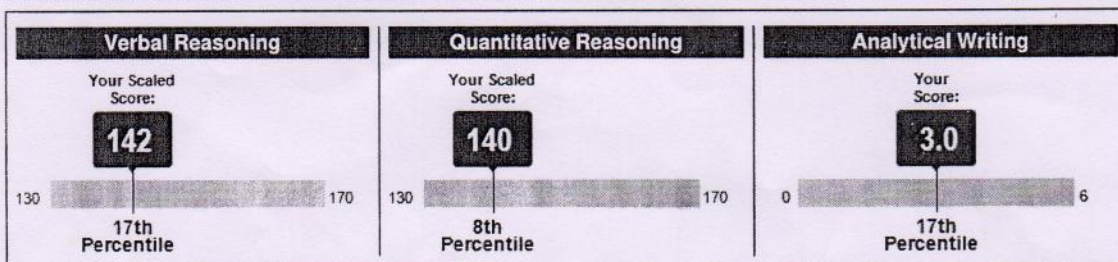
Date of Birth: July 19, 1995

Social Security Number (Last Four Digits):

Gender: Male

Intended Graduate Major: Other Fields Not Listed (5199)

Your Scores for the General Test Taken on October 6, 2016



Your Test Score History

General Test Scores

Test Date	Verbal Reasoning		Quantitative Reasoning		Analytical Writing	
	Scaled Score	Percentile	Scaled Score	Percentile	Score	Percentile
October 6, 2016	142	17	140	8	3.0	17

Subject Test Scores

You do not have reportable test scores at this time.

Your Score Recipient(s)

Undergraduate Institution

Report Date	Institution (Code)	Department (Code)	Test Title	Test Date
-------------	--------------------	-------------------	------------	-----------



PRINCIPAL

SREE VIDYANIKETHAN ENGINEERING COLLEGE
Sree Sainath Nagar, A. RANGAMPET
Chittoor (Dist.) - 517 102, A.P., INDIA.



GATE 2017 Scorecard

Graduate Aptitude Test in Engineering

Name

BADRI SATYAJASWANTH

Registration Number

CS17S67016109

Examination Paper

Computer Science and Information Technology



B.S. Jayawanth

(Candidate's Signature)

Mark out of 100*	32.34	Valid from March 26, 2017 to March 26, 2020			
Qualifying Marks**	25.0	22.5	16.6	All India Rank in this paper	6623
	General	OBC (NCL)	SC/ST/PwD		
GATE Score	432	Total Number of Candidates			96878

*Normalized marks for multisession papers

** A candidate is considered qualified if the marks secured are greater than or equal to the qualifying marks mentioned for the category for which valid category certificate, if applicable is produced along with this scorecard.

March 26, 2017

G. J. Chakrapani
Prof. Govind Joseph Chakrapani

Digital Fingerprint : c20bcf11582849d679f5d46bc9a82908

Organizing Chairman, GATE 2017 on behalf of NCB-GATE, for MHRD

The GATE 2017 score is calculated using the formula

$$GATE\ Score = S_q + (S_t - S_q) \frac{(M - M_q)}{(\bar{M}_t - M_q)}$$

where,
 M is the marks obtained by the candidate in the paper, mentioned on this score card in GATE 2017
 M_q is the qualifying marks for general category candidate in the paper
 \bar{M}_t is the mean of marks of top 0.1% or top 10 (whichever is larger) of the candidates who appeared in the paper (in case of multi-session papers including all sessions)
 $S_q = 350$, is the score assigned to M_q
 $S_t = 900$, is the score assigned to \bar{M}_t

In the GATE 2017 score formula, M_q is usually 25 marks (out of 100) or $\mu + \sigma$, whichever is greater. Here μ is the mean and σ is the standard deviation of marks of all the candidates who appeared in the paper.

Qualifying in GATE 2017 does not guarantee either an admission to a post-graduate program or a scholarship/assistantship. Admitting institutes may conduct further tests and interviews for final selection.

Codes for XE and XL Paper Sections (compulsory section and any other two sections)

XE: Engineering Sciences

- A-Engineering Mathematics (compulsory)
- B-Fluid Mechanics
- C-Material Science
- D-Solid Mechanics
- E-Thermodynamics
- F-Polymer Science and Engineering
- G-Food Technology
- H-Atmospheric and Oceanic Sciences

XL: Life Sciences

- P-Chemistry (compulsory)
- Q-Biochemistry
- R-Botany
- S-Microbiology
- T-Zoology
- U-Food Technology

Graduate Aptitude Test in Engineering (GATE) 2017 was organised by Indian Institute of Technology Roorkee on behalf of the National Coordination Board (NCB) for the Department of Higher Education, Ministry of Human Resource Development (MHRD), Government of India.

VEDAPRAKASH CHERUKURU

Most Recent Test Date: September 19, 2016

Address: 4-3-478, GIRIPURAM, TIRUPATI, 517501 India

Registration Number: 5864578

Print Date: July 25, 2017

Email: CHERUKURUVEDAPRAKASH@GMAIL.COM

Phone: 91-7799429142

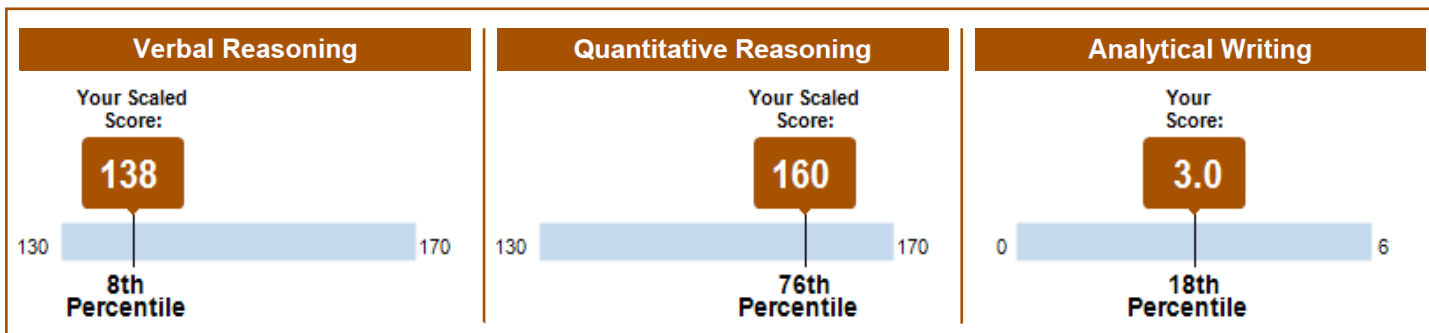
Date of Birth: June 12, 1996

Social Security Number (Last Four Digits):

Gender: Male

Intended Graduate Major: Computer Science (0402)

Your Scores for the General Test Taken on September 19, 2016



Your Test Score History

General Test Scores

	Verbal Reasoning		Quantitative Reasoning		Analytical Writing	
Test Date	Scaled Score	Percentile	Scaled Score	Percentile	Score	Percentile
September 19, 2016	138	8	160	76	3.0	18

Subject Test Scores

You do not have reportable test scores at this time.

Your Score Recipient(s)

Undergraduate Institution

Report Date	Institution (Code)	Department (Code)	Test Title	Test Date
September 28, 2016	UNIV TEXAS DALLAS (6897)		General Test	September 19, 2016

Designated Score Recipient(s)

Report Date	Score Recipient (Code)	Department (Code)	Test Title	Test Date
September 28, 2016	UNIV TEXAS DALLAS (6897)		General Test	September 19, 2016

VEDAPRAKASH CHERUKURU

Most Recent Test Date: September 19, 2016

Date of Birth: June 12, 1996

Registration Number: 5864578

Print Date: July 25, 2017

About Your GRE® Score Report**Score Reporting Policies**

With the *ScoreSelect*® option, you can decide which test scores to send to the institutions you designate. There are three options to choose from:

- Most Recent option – Send your scores from your most recent test administration
- All option – Send your scores from all administrations in the last five years
- Any option – Send your scores from one OR as many test administrations in the last five years (this option is not available on test day when you select up to four FREE score reports)

Scores for a test administration must be reported in their entirety. Institutions will receive score reports that show only the scores that you selected to send to them. There will be no special indication if you have taken additional GRE tests. See the *GRE® Information Bulletin* for details. The policies and procedures explained in the Bulletin for the current testing year supersede previous policies and procedures in previous bulletins.

Scores will be sent to designated score recipients approximately 10-15 days after a computer-delivered test and 5 weeks after a paper-delivered test. If your scores are not available for any reason, you will see “Not Available” in Your Test Score History.

GRE test scores are reportable according to the following policies:

- For tests taken prior to July 1, 2016, scores are reportable for five (5) years following the testing year in which you tested (July 1 – June 30). For example, scores for a test taken on May 15, 2015, are reportable through June 30, 2020. GRE scores earned prior to August 2011 are no longer reportable.
- For tests taken on or after July 1, 2016, scores are reportable for five (5) years following your test date. For example, scores for a test taken on July 3, 2016, are reportable through July 2, 2021.

Note: Score recipients will only receive scores from test administrations that you have selected to send to them.

Percentile Rank (% Below)

A percentile rank for a test score indicates the percentage of test takers who took that test and received a lower score. Regardless of when the reported scores were earned, the percentile ranks for General Test and Subject Test scores are based on the scores of all test takers who tested within the most recent three-year period.

Retaking a GRE Test

You can take the *GRE*® General Test *once every 21 days*, up to *five times* within any continuous rolling 12-month period (365 days). This applies even if you canceled your scores on a test taken previously. You can take the paper-delivered GRE General Test and *GRE*® Subject Tests as often as they are offered.

Note: This policy will be enforced even if a violation is not immediately identified (e.g., inconsistent registration information) and test scores have been reported. In such cases, the invalid scores will be canceled and score recipients will be notified of the cancellation. Test fees will be forfeited.

For More Information

For information about interpreting your scores, see *Interpreting Your GRE Scores* at www.ets.org/gre/understand.

For detailed information about your performance on the Verbal Reasoning and Quantitative Reasoning sections of the computer-delivered GRE General Test, access the free GRE Diagnostic Service from your ETS account. This service includes a description of the types of questions you answered right and wrong, the difficulty level of each question, and the time spent on each question. This service is available approximately 15 days after your test administration and for six months following your test administration.

If you have any questions concerning your score report, email GRE Services at gre-info@ets.org or call 1-609-771-7670 or 1-866-473-4373 (toll free for test takers in the U.S., U.S. Territories and Canada) between 8 a.m. and 7:45 p.m. (New York Time).



GATE 2017 Scorecard

Graduate Aptitude Test in Engineering

Name


DANAKONDA RAVITEJA

Registration Number

CS17S57018101

Examination Paper

Computer Science and Information



D. Ravi Teja

(Candidate's Signature)

Mark out of 100*

27.4

Valid from March 26, 2017 to March 26, 2020

Qualifying Marks**

25.0

22.5

16.6

All India Rank in this paper

9974

GATE Score

377

Total Number of Candidates

96878

*Normalized marks for multisession papers

** A candidate is considered qualified if the marks secured are greater than or equal to the qualifying marks mentioned for the category for which valid category certificate, if applicable is produced along with this scorecard.

Digital Fingerprint : c0c406942fe760135b176aac5ff64188

March 26, 2017

Prof. Govind Joseph Chakrapani

Organizing Chairman, GATE 2017 on behalf of NCB-GATE, for MHRD

The GATE 2017 score is calculated using the formula

$$GATE\ Score = S_q + (S_t - S_q) \frac{(M - M_q)}{(\bar{M}_t - M_q)}$$

where,

M is the marks obtained by the candidate in the paper, mentioned on this score card in GATE 2017

M_q is the qualifying marks for general category candidate in the paper

\bar{M}_t is the mean of marks of top 0.1% or top 10 (whichever is larger) of the candidates who appeared in the paper (in case of multi-session papers including all sessions)

$S_q = 350$, is the score assigned to M_q

$S_t = 900$, is the score assigned to \bar{M}_t

In the GATE 2017 score formula, M_q is usually 25 marks (out of 100) or $\mu + \sigma$, whichever is greater. Here μ is the mean and σ is the standard deviation of marks of all the candidates who appeared in the paper.

Qualifying in GATE 2017 does not guarantee either an admission to a post-graduate program or a scholarship/assistantship.

Admitting institutes may conduct further tests and interviews for final selection.

Codes for XE and XL Paper Sections (compulsory section and any other two sections)

KE: Engineering Sciences

A-Engineering Mathematics (compulsory)

B-Fluid Mechanics

C-Material Science

D-Solid Mechanics

E-Thermodynamics

F-Polymer Science and Engineering

G-Food Technology

H-Atmospheric and Oceanic Sciences

XL: Life Sciences

P-Chemistry (compulsory)

Q-Biochemistry

R-Botany

S-Microbiology

T-Zoology

U-Food Technology

Graduate Aptitude Test in Engineering (GATE) 2017 was organised by Indian Institute of Technology Roorkee on behalf of the National Coordination Board (NCB) for the Department of Higher Education, Ministry of Human Resource Development (MHRD), Government of India.

MAHENDRAREDDY DEVIREDDY

Most Recent Test Date: September 19, 2016

Address: KOTHURU, KRAKUTUR, KALIGIRI, S P S R NELLORE, ANDHRA PRADESH, NELLORE, ANDHRA PRADESH, 524225 India

Registration Number: 5864577

Print Date: July 22, 2017

Email: MAHENDRA.DRD@GMAIL.COM

Phone: 91-9949820142

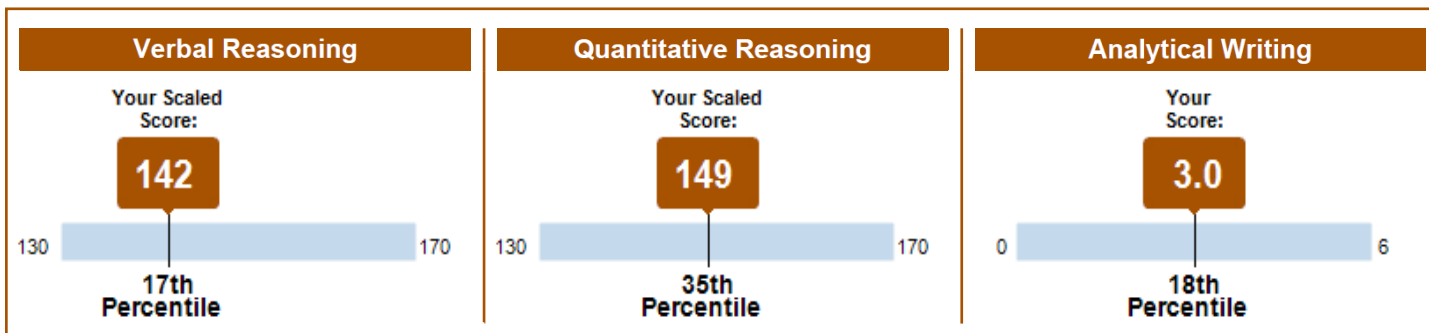
Date of Birth: August 22, 1996

Social Security Number (Last Four Digits):

Gender: Male

Intended Graduate Major: Computer Science (0402)

Your Scores for the General Test Taken on September 19, 2016



Your Test Score History

General Test Scores

Test Date	Verbal Reasoning		Quantitative Reasoning		Analytical Writing	
	Scaled Score	Percentile	Scaled Score	Percentile	Score	Percentile
September 19, 2016	142	17	149	35	3.0	18

Subject Test Scores

You do not have reportable test scores at this time.

Your Score Recipient(s)

Undergraduate Institution

Report Date	Institution (Code)	Department (Code)	Test Title	Test Date
September 28, 2016	UNIV SOUTH FLORIDA (5828)	COMPUTER SCIENCE (0402)	General Test	September 19, 2016

MAHENDRAREDDY DEVIREDDY

Most Recent Test Date: September 19, 2016

Date of Birth: August 22, 1996

Registration Number: 5864577

Print Date: July 22, 2017

Designated Score Recipient(s)

Report Date	Score Recipient (Code)	Department (Code)	Test Title	Test Date
September 28, 2016	KENTUCKY ST UNIV (1368)	COMPUTER SCIENCE (0402)	General Test	September 19, 2016
September 28, 2016	UNC CHARLOTTE (5105)	COMPUTER SCIENCE (0402)	General Test	September 19, 2016
September 28, 2016	UNIV TEXAS ARLINGTON (6013)	COMPUTER SCIENCE (0402)	General Test	September 19, 2016
September 28, 2016	UNIV TEXAS DALLAS (6897)	COMPUTER SCIENCE (0402)	General Test	September 19, 2016

About Your GRE® Score Report

Score Reporting Policies

With the *ScoreSelect®* option, you can decide which test scores to send to the institutions you designate. There are three options to choose from:

- Most Recent option – Send your scores from your most recent test administration
- All option – Send your scores from all administrations in the last five years
- Any option – Send your scores from one OR as many test administrations in the last five years (this option is not available on test day when you select up to four FREE score reports)

Scores for a test administration must be reported in their entirety. Institutions will receive score reports that show only the scores that you selected to send to them. There will be no special indication if you have taken additional GRE tests. See the *GRE® Information Bulletin* for details. The policies and procedures explained in the Bulletin for the current testing year supersede previous policies and procedures in previous bulletins.

Scores will be sent to designated score recipients approximately 10-15 days after a computer-delivered test and 5 weeks after a paper-delivered test. If your scores are not available for any reason, you will see “Not Available” in Your Test Score History.

GRE test scores are reportable according to the following policies:

- For tests taken prior to July 1, 2016, scores are reportable for five (5) years following the testing year in which you tested (July 1 – June 30). For example, scores for a test taken on May 15, 2015, are reportable through June 30, 2020. GRE scores earned prior to August 2011 are no longer reportable.
- For tests taken on or after July 1, 2016, scores are reportable for five (5) years following your test date. For example, scores for a test taken on July 3, 2016, are reportable through July 2, 2021.

Note: Score recipients will only receive scores from test administrations that you have selected to send to them.

Percentile Rank (% Below)

A percentile rank for a test score indicates the percentage of test takers who took that test and received a lower score. Regardless of when the reported scores were earned, the percentile ranks for General Test and Subject Test scores are based on the scores of all test takers who tested within the most recent three-year period.

MAHENDRAREDDY DEVIREDDY**Most Recent Test Date: September 19, 2016****Date of Birth:** August 22, 1996

Registration Number: 5864577

Print Date: July 22, 2017

Retaking a GRE Test

You can take the GRE® General Test *once every 21 days*, up to *five times* within any continuous rolling 12-month period (365 days). This applies even if you canceled your scores on a test taken previously. You can take the paper-delivered GRE General Test and GRE® Subject Tests as often as they are offered.

Note: This policy will be enforced even if a violation is not immediately identified (e.g., inconsistent registration information) and test scores have been reported. In such cases, the invalid scores will be canceled and score recipients will be notified of the cancellation. Test fees will be forfeited.

For More Information

For information about interpreting your scores, see *Interpreting Your GRE Scores* at www.ets.org/gre/understand.

For detailed information about your performance on the Verbal Reasoning and Quantitative Reasoning sections of the computer-delivered GRE General Test, access the free GRE Diagnostic Service from your ETS account. This service includes a description of the types of questions you answered right and wrong, the difficulty level of each question, and the time spent on each question. This service is available approximately 15 days after your test administration and for six months following your test administration.

If you have any questions concerning your score report, email GRE Services at gre-info@ets.org or call 1-609-771-7670 or 1-866-473-4373 (toll free for test takers in the U.S., U.S. Territories and Canada) between 8 a.m. and 7:45 p.m. (New York Time).

CHANDANAPRIYA GANDIKOTA

Most Recent Test Date: October 12, 2016

Address: 6-12-4F K.B LAYOUT, TIRUPATI, 517507 India

Registration Number: 5960361

Print Date: March 8, 2017

Email: CHANDANAPRIYA12@GMAIL.COM

Phone: 91-8008156039


Date of Birth: December 12, 1997

Social Security Number (Last Four Digits):

Gender: Female

Intended Graduate Major: Computer Science (0402)

Your Scores for the General Test Taken on October 12, 2016



Your Test Score History

General Test Scores

Test Date	Verbal Reasoning		Quantitative Reasoning		Analytical Writing	
	Scaled Score	Percentile	Scaled Score	Percentile	Score	Percentile
October 12, 2016	153	60	168	95	3.5	42

Subject Test Scores

You do not have reportable test scores at this time.

Your Score Recipient(s)

Undergraduate Institution

Report Date	Institution (Code)	Department (Code)	Test Title	Test Date
-------------	--------------------	-------------------	------------	-----------



Graduate Aptitude Test in Engineering 2017

GATE Online Application Processing System

(GOAPS)

GATE 2017 Scorecard download for qualified candidates will be enabled shortly.

Welcome, Gokul Reddy P

Information Brochure
(<https://drive.google.com/open?id=0ByPcpXjSfRuVt3BUNk4ybE8xm8>)

Documents For Application
(http://www.gate.iitr.ernet.in/?page_id=294)

Provisional Certificate
(<https://drive.google.com/open?id=0ByPcpXjSfRuVZFlwa1ZrUkhWUWVs>)

Important Dates (<http://www.gate.iitr.ernet.in/>)

Eligibility (http://www.gate.iitr.ernet.in/?page_id=266)

FAQs (http://www.gate.iitr.ernet.in/?page_id=311)

GATE 2017 Result

Name

GOKUL REDDY P

Registration Number

CS17S57015105

Gender

Male



Examination Paper

Computer Science and Information Technology (CS)

Gokul Reddy

Marks out of 100*

29.28

All India Rank in this paper

8497

Qualifying Marks**

25.00

22.50

16.60

GATE Score

398

General

OBC (NCL)

SC/ST/PwD

* Normalized marks for multisection papers (CE, CS, EC, EE, ME)

** A candidate is considered qualified if the marks secured are greater than or equal to the qualifying marks mentioned for the category for which a valid Category Certificate, if applicable, is produced along with this scorecard.

Note:

- The marks and score provided here are for information only.
- An electronic or paper copy of this document is not valid for admission.
- The official GATE 2017 Score Card can be downloaded from the GOAPS site between March 26, 2017 and May 31, 2017 by the qualified candidates only.
- For the papers CE, CS, EC, EE and ME, qualifying marks and score are based on "Normalized Marks".

View Response (https://cdn4.digialm.com/per/g01/pub/585/touchstone/AssessmentQPHTMLMode1/GATE16101/GATE16101D733/14866206582825039/CS17S57015105_GATE16101D733E1.html)

KAVYALAALASA KARANAM

Most Recent Test Date: September 27, 2016

Address: 6-7-605,SRIPURAM COLONY,TIRUPATI, 6-7-605,SRIPURAM COLONY,TIRUPATI, TIRUPATI, 517501 India

Registration Number: 6109669

Print Date: July 27, 2017

Email: laalasa.kar@gmail.com

Phone: 91-9849321915

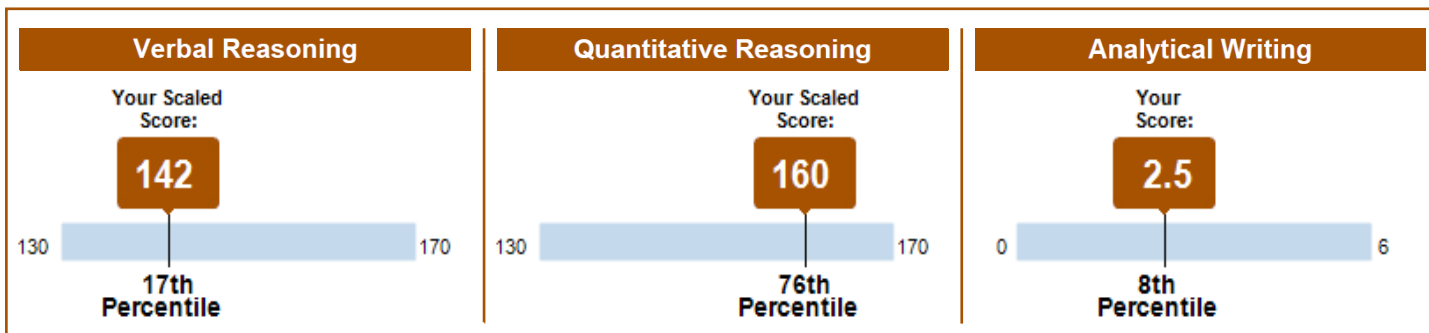
Date of Birth: March 13, 1996

Social Security Number (Last Four Digits):

Gender: Female

Intended Graduate Major: Computer Science (0402)

Your Scores for the General Test Taken on September 27, 2016



Your Test Score History

General Test Scores

Test Date	Verbal Reasoning		Quantitative Reasoning		Analytical Writing	
	Scaled Score	Percentile	Scaled Score	Percentile	Score	Percentile
September 27, 2016	142	17	160	76	2.5	8

Subject Test Scores

You do not have reportable test scores at this time.

Your Score Recipient(s)

Undergraduate Institution

Report Date	Institution (Code)	Department (Code)	Test Title	Test Date
-------------	--------------------	-------------------	------------	-----------

KAVYALAALASA KARANAM

Most Recent Test Date: September 27, 2016

Date of Birth: March 13, 1996

Registration Number: 6109669

Print Date: July 27, 2017

Designated Score Recipient(s)

Report Date	Score Recipient (Code)	Department (Code)	Test Title	Test Date
October 7, 2016	ARIZONA STATE UNIVERSITY (4007)	COMPUTER SCIENCE (0402)	General Test	September 27, 2016
October 7, 2016	ILLINOIS INSTITUTE TECHNOLOGY (1318)	COMPUTER SCIENCE (0402)	General Test	September 27, 2016
October 7, 2016	UNIVERSITY OF FLORIDA (5812)	COMPUTER SCIENCE (0402)	General Test	September 27, 2016
October 7, 2016	UNIVERSITY OF NORTHERN CALIF (4935)	COMPUTER SCIENCE (0402)	General Test	September 27, 2016

About Your GRE® Score Report

Score Reporting Policies

With the *ScoreSelect*® option, you can decide which test scores to send to the institutions you designate. There are three options to choose from:

- Most Recent option – Send your scores from your most recent test administration
- All option – Send your scores from all administrations in the last five years
- Any option – Send your scores from one OR as many test administrations in the last five years (this option is not available on test day when you select up to four FREE score reports)

Scores for a test administration must be reported in their entirety. Institutions will receive score reports that show only the scores that you selected to send to them. There will be no special indication if you have taken additional GRE tests. See the *GRE® Information Bulletin* for details. The policies and procedures explained in the Bulletin for the current testing year supersede previous policies and procedures in previous bulletins.

Scores will be sent to designated score recipients approximately 10-15 days after a computer-delivered test and 5 weeks after a paper-delivered test. If your scores are not available for any reason, you will see “Not Available” in Your Test Score History.

GRE test scores are reportable according to the following policies:

- For tests taken prior to July 1, 2016, scores are reportable for five (5) years following the testing year in which you tested (July 1 – June 30). For example, scores for a test taken on May 15, 2015, are reportable through June 30, 2020. GRE scores earned prior to August 2011 are no longer reportable.
- For tests taken on or after July 1, 2016, scores are reportable for five (5) years following your test date. For example, scores for a test taken on July 3, 2016, are reportable through July 2, 2021.

Note: Score recipients will only receive scores from test administrations that you have selected to send to them.

Percentile Rank (% Below)

A percentile rank for a test score indicates the percentage of test takers who took that test and received a lower score. Regardless of when the reported scores were earned, the percentile ranks for General Test and Subject Test scores are based on the scores of all test takers who tested within the most recent three-year period.

KAVYALAALASA KARANAM**Most Recent Test Date: September 27, 2016****Date of Birth:** March 13, 1996

Registration Number: 6109669

Print Date: July 27, 2017

Retaking a GRE Test

You can take the GRE® General Test *once every 21 days*, up to *five times* within any continuous rolling 12-month period (365 days). This applies even if you canceled your scores on a test taken previously. You can take the paper-delivered GRE General Test and GRE® Subject Tests as often as they are offered.

Note: This policy will be enforced even if a violation is not immediately identified (e.g., inconsistent registration information) and test scores have been reported. In such cases, the invalid scores will be canceled and score recipients will be notified of the cancellation. Test fees will be forfeited.

For More Information

For information about interpreting your scores, see *Interpreting Your GRE Scores* at www.ets.org/gre/understand.

For detailed information about your performance on the Verbal Reasoning and Quantitative Reasoning sections of the computer-delivered GRE General Test, access the free GRE Diagnostic Service from your ETS account. This service includes a description of the types of questions you answered right and wrong, the difficulty level of each question, and the time spent on each question. This service is available approximately 15 days after your test administration and for six months following your test administration.

If you have any questions concerning your score report, email GRE Services at gre-info@ets.org or call 1-609-771-7670 or 1-866-473-4373 (toll free for test takers in the U.S., U.S. Territories and Canada) between 8 a.m. and 7:45 p.m. (New York Time).



GATE 2017 Scorecard

Graduate Aptitude Test in Engineering

Name

K RAVI SHANKAR REDDY

Registration Number

CS17S57019104

Examination Paper

Computer Science and Information



K Ravi Shankar Reddy

(Candidate's Signature)

Mark out of 100*	34.71	Valid from March 26, 2017 to March 26, 2020
Qualifying Marks**	25.0	22.5
	16.6	All India Rank in this paper
		5439
GATE Score	459	Total Number of Candidates
		96878

*Normalized marks for multisession papers

** A candidate is considered qualified if the marks secured are greater than or equal to the qualifying marks mentioned for the category for which valid category certificate, if applicable is produced along with this scorecard.

Digital Fingerprint : 9c5de3c95b7e14fcc64da4d1332fb550

March 26, 2017

G. J. Chakrapani
Prof. Govind Joseph Chakrapani

Organizing Chairman, GATE 2017 on behalf of NCB-GATE, for MHRD

The GATE 2017 score is calculated using the formula

$$GATE\ Score = S_q + (S_t - S_q) \frac{(M - M_q)}{(\bar{M}_t - M_q)}$$

where,

M is the marks obtained by the candidate in the paper, mentioned on this score card in GATE 2017

M_q is the qualifying marks for general category candidate in the paper

\bar{M}_t is the mean of marks of top 0.1% or top 10 (whichever is larger) of the candidates who appeared in the paper (in case of multi-session papers including all sessions)

$S_q = 350$, is the score assigned to M_q

$S_t = 900$, is the score assigned to \bar{M}_t

In the GATE 2017 score formula, M_q is usually 25 marks (out of 100) or $\mu + \sigma$, whichever is greater. Here μ is the mean and σ is the standard deviation of marks of all the candidates who appeared in the paper.

Qualifying in GATE 2017 does not guarantee either an admission to a post-graduate program or a scholarship/assistantship.

Admitting institutes may conduct further tests and interviews for final selection.

Codes for XE and XL Paper Sections (compulsory section and any other two sections)

XE: Engineering Sciences

- A-Engineering Mathematics (compulsory)
- B-Fluid Mechanics
- C-Material Science
- D-Solid Mechanics
- E-Thermodynamics
- F-Polymer Science and Engineering
- G-Food Technology
- H-Atmospheric and Oceanic Sciences

XL: Life Sciences

- P-Chemistry (compulsory)
- Q-Biochemistry
- R-Botany
- S-Microbiology
- T-Zoology
- U-Food Technology

Graduate Aptitude Test in Engineering (GATE) 2017 was organised by Indian Institute of Technology Roorkee on behalf of the National Coordination Board (NCB) for the Department of Higher Education, Ministry of Human Resource Development (MHRD), Government of India.



GATE 2017 Scorecard

Graduate Aptitude Test in Engineering

Name

KOPPOLU ANUDEEP

Registration Number

CS17S67018099

Examination Paper

Computer Science and Information Technology



K. Anudeep

(Candidate's Signature)

Mark out of 100*

48.03

Valid from March 26, 2017 to March 26, 2020

Qualifying Marks**

25.0

22.5

16.6

All India Rank in this paper

1714

General

OBC (NCL)

SC/ST/PwD

GATE Score

608

Total Number of Candidates

96878

*Normalized marks for multisession papers

** A candidate is considered qualified if the marks secured are greater than or equal to the qualifying marks mentioned for the category for which valid category certificate, if applicable is produced along with this scorecard.

Digital Fingerprint : 275c06732f6f76cb2b5a2f495fe0a4fb

March 26, 2017

Prof. Govind Joseph Chakrapani

Organizing Chairman, GATE 2017 on behalf of NCB-GATE, for MHRD

The GATE 2017 score is calculated using the formula

$$GATE\ Score = S_q + (S_t - S_q) \frac{(M - M_q)}{(\bar{M}_t - M_q)}$$

where,

M is the marks obtained by the candidate in the paper, mentioned on this score card in GATE 2017

M_q is the qualifying marks for general category candidate in the paper

\bar{M}_t is the mean of marks of top 0.1% or top 10 (whichever is larger) of the candidates who appeared in the paper (in case of multi-session papers including all sessions)

$S_q = 350$, is the score assigned to M_q

$S_t = 900$, is the score assigned to \bar{M}_t

In the GATE 2017 score formula, M_q is usually 25 marks (out of 100) or $\mu + \sigma$, whichever is greater. Here μ is the mean and σ is the standard deviation of marks of all the candidates who appeared in the paper.

Qualifying in GATE 2017 does not guarantee either an admission to a post-graduate program or a scholarship/assistantship.

Admitting institutes may conduct further tests and interviews for final selection.

Codes for XE and XL Paper Sections (compulsory section and any other two sections)

XE: Engineering Sciences

A-Engineering Mathematics (compulsory)

B-Fluid Mechanics

C-Material Science

D-Solid Mechanics

E-Thermodynamics

F-Polymer Science and Engineering

G-Food Technology

H-Atmospheric and Oceanic Sciences

XL: Life Sciences

P-Chemistry (compulsory)

Q-Biochemistry

R-Botany

S-Microbiology

T-Zoology

U-Food Technology

Graduate Aptitude Test in Engineering (GATE) 2017 was organised by Indian Institute of Technology Roorkee on behalf of the National Coordination Board (NCB) for the Department of Higher Education, Ministry of Human Resource Development (MHRD), Government of India.



karumuri, vivithkumar


Examinee Score Report

Note: This report is not valid for transmission of scores to an institution.

Last (Family/Surname) Name, First (Given) Name, Middle Initial

Print Date: 03/11/2016

Address:	d.no 26-1-119/1, gayatri nagar, A K nagar nellore, 524004
Email Address:	vvthkmr95@gmail.com
Phone Number:	7207273790
Date of Birth:	07/17/1995
Social Security Number (last 4 digits):	
Gender:	Male
Intended Graduate Major Code:	5199
Intended Graduate Major:	Undecided - Other Fields - Not Listed
Most Recent Test Date:	11/03/2015
Registration Number:	4542957



All dates are formatted as MM/DD/YYYY.

This score report includes all of your General Test and Subject Test scores earned from July 1, 2008 to the present. Only reported scores are available for display.

General Test Scores

Test Date MM/DD/YYYY	Verbal Reasoning*				Quantitative Reasoning*				Analytical Writing	
	Prior Format Scaled Score	Estimated Current Score	Current Format Scaled Score	% Below	Prior Format Scaled Score	Estimated Current Score	Current Format Scaled Score	% Below	Score	% Below
11/03/2015			143	18			161	80	2.5	07

NS - No Score. Indicates that no questions were answered.

* The GRE Verbal Reasoning and Quantitative Reasoning score scales changed in August 2011. For tests taken August 2011 or later, scores are printed in the "Current Format" columns. For tests taken before August 2011, scores on the prior scales and the corresponding estimated scores on the current scales are printed in the "Prior Format" columns.

Subject Test Scores

Test Date	Test Name / Subscore Name	Scaled Score	% Below
-----------	---------------------------	--------------	---------

Score Recipient(s)

Your score reporting history is shown below. "Pending" indicates your scores are not yet available, or your order has not yet been processed.

Undergraduate Institution

Report Date	Institution (Code)	Department (Code)	Test Type	Test Date
-------------	--------------------	-------------------	-----------	-----------

Score Recipient(s)

Report Date	Institution or Fellowship Sponsor (Code)	Department (Code)	Test Type	Test Date
11/13/2015	Technical U Hamburg Harburg (8165)	Biomedical/Medical Engineering (1603)	General Test	11/03/2015
11/13/2015	U Stuttgart (0460)	Biomedical/Medical Engineering (1603)	General Test	11/03/2015
11/13/2015	Stuttgart Inst Mgmt & Tech (7086)	Biomedical/Medical Engineering (1603)	General Test	11/03/2015
11/13/2015	Aachen U Technology (8504)	Electrical & Electronics Engineering - Other (1299)	General Test	11/03/2015

* Undergraduate institution does not wish to receive scores

** Score recipient not valid/active

QUESTIONS ABOUT THIS GRE EXAMINEE SCORE REPORT

Information to help you interpret your GRE scores is available at www.ets.org/gre/stupubs. If you have any questions concerning this GRE Report of Scores, call ETS at 1-800-771-7679 or 1-866-473-4373 (toll free for test takers in the U.S., U.S. Territories*, and Canada) between 8:00 a.m. and 7:45 p.m. EST or email gre-info@ets.org. For information about interpreting your scores, consult **Interpreting Your GRE Scores**, which is available at www.ets.org/gre/understand.

*Includes American Samoa, Guam, Puerto Rico, and U.S. Virgin Islands

SCORE REPORTING

Policies pertaining to score reporting and use are periodically reviewed and revised by the GRE Board. The policies and procedures explained in the 2013-14 GRE Information and Registration Bulletin are effective only for the time period of August 1, 2013 to June 30, 2014 and supersede previous policies and procedures in previous bulletins. GRE scores are reportable for five(5) years following the testing year (July 1 to June 30) in which you tested. Currently, GRE scores earned after July 1, 2008 are available.

PERCENTILE RANK (% BELOW)

The percentile ranks in this report indicate the percentage of examinees who scored below your score. Note that these percentile ranks may be different from those that applied when the scores were originally reported to you if the scores were earned prior to July 2013. This reflects annual updating of these data to permit admissions officers to compare scores, whenever earned, with those for a recent reference group.

RETAKING A GRE TEST

You can take the GRE revised General Test once every 21 days, and up to five times within any continuous rolling 12-month period. This applies even if you canceled your scores on a test taken previously. You may take the paper-based GRE revised General Test and GRE Subject Tests as often as they are offered.

Note: This policy will be enforced even if a violation is not immediately identified (e.g., inconsistent registration information) and test scores have been reported. In such cases, the invalid scores will be canceled and score recipients will be notified of the cancellation. Test fees will be forfeited.

SCORES NOT REPORTED

"Scores Not Reported" is listed in the Report Date column of the Score Recipients section of your score report if one of three scenarios occurs:

- You requested scores to be sent to an undergraduate institution that does not receive scores.
- The code for the graduate institution you designated to receive scores is no longer active.
- Your reportable score record does not include scores for the requested test.

Note: This report is not valid for transmission of scores to an institution.



CHINNAREDDIGARI, SUBHASREE

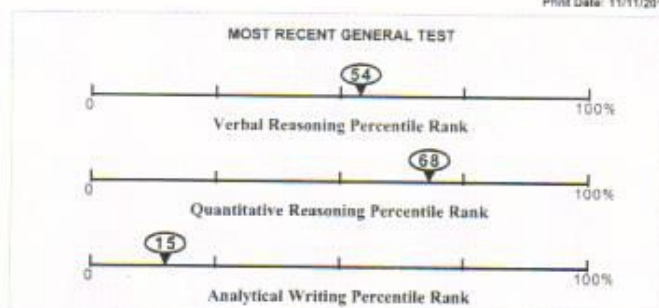
Examinee Score Report

Note: This report is not valid for transmission of scores to an institution.

Last (Family/Surname) Name, First (Given) Name, Middle Initial

Print Date: 11/11/2015

Address:	IV-70-A-2-1, Donthi Street Madanapalle, 517325
Email Address:	subhasree.cr@gmail.com
Phone Number:	9440089759
Date of Birth:	07/17/1995
Social Security Number (last 4 digits):	
Gender:	Female
Intended Graduate Major Code:	1204
Intended Graduate Major:	Engineering – Electrical and Electronics - Electronics Engineering
Most Recent Test Date:	10/17/2015
Registration Number:	3782258



All dates are formatted as MM/DD/YYYY.

This score report includes all of your General Test and Subject Test scores earned from July 1, 2008 to the present. Only reported scores are available for display.

General Test Scores

Test Date MM/DD/YYYY	Verbal Reasoning*				Quantitative Reasoning*				Analytical Writing	
	Prior Format Scaled Score	Estimated Current Score	Current Format Scaled Score	% Below	Prior Format Scaled Score	Estimated Current Score	Current Format Scaled Score	% Below	Score	% Below
10/17/2015			152	54			157	68	3.0	15

NS - No Score. Indicates that no questions were answered.

* The GRE Verbal Reasoning and Quantitative Reasoning score scales changed in August 2011. For tests taken August 2011 or later, scores are printed in the "Current Format" columns. For tests taken before August 2011, scores on the prior scales and the corresponding estimated scores on the current scales are printed in the "Prior Format" columns.

Subject Test Scores

Test Date	Test Name / Subscore Name	Scaled Score	% Below
-----------	---------------------------	--------------	---------

Score Recipient(s)

Your score reporting history is shown below. "Pending" indicates your scores are not yet available, or your order has not yet been processed.

Undergraduate Institution

Report Date	Institution (Code)	Department (Code)	Test Type	Test Date
-------------	--------------------	-------------------	-----------	-----------

Score Recipient(s)

Report Date	Institution or Fellowship Sponsor (Code)	Department (Code)	Test Type	Test Date
10/28/2015	Northern Illinois U (1559)	Electrical & Electronics Engineering – Other (1299)	General Test	10/17/2015
10/28/2015	Boston U (3087)	Electrical & Electronics Engineering – Other (1299)	General Test	10/17/2015
10/28/2015	Florida St U (5219)	Electrical & Electronics Engineering – Other (1299)	General Test	10/17/2015
10/28/2015	Arizona State U (4007)	Electronics Engineering (1204)	General Test	10/17/2015

* Undergraduate institution does not wish to receive scores

** Score recipient not valid/active

QUESTIONS ABOUT THIS GRE EXAMINEE SCORE REPORT

Information to help you interpret your GRE scores is available at www.ets.org/gre/stupubs. If you have any questions concerning this GRE Report of Scores, call ETS at 1-800-771-7679 or 1-866-473-4373 (toll free for test takers in the U.S., U.S. Territories*, and Canada) between 8:00 a.m. and 7:45 p.m. EST or email gre-info@ets.org. For information about interpreting your scores, consult **Interpreting Your GRE Scores**, which is available at www.ets.org/gre/understand.

*Includes American Samoa, Guam, Puerto Rico, and U.S. Virgin Islands

SCORE REPORTING

Policies pertaining to score reporting and use are periodically reviewed and revised by the GRE Board. The policies and procedures explained in the 2013-14 *GRE Information and Registration Bulletin* are effective only for the time period of August 1, 2013 to June 30, 2014 and supersede previous policies and procedures in previous bulletins. GRE scores are reportable for five(5) years following the testing year (July 1 to June 30) in which you tested. Currently, GRE scores earned after July 1, 2008 are available.

PERCENTILE RANK (% BELOW)

The percentile ranks in this report indicate the percentage of examinees who scored below your score. Note that these percentile ranks may be different from those that applied when the scores were originally reported to you if the scores were earned prior to July 2013. This reflects annual updating of these data to permit admissions officers to compare scores, whenever earned, with those for a recent reference group.

RETAKING A GRE TEST

You can take the GRE revised General Test once every 21 days, and up to five times within any continuous rolling 12-month period. This applies even if you canceled your scores on a test taken previously. You may take the paper-based GRE revised General Test and GRE Subject Tests as often as they are offered. Note: This policy will be enforced even if a violation is not immediately identified (e.g., inconsistent registration information) and test scores have been reported. In such cases, the invalid scores will be canceled and score recipients will be notified of the cancellation. Test fees will be forfeited.

SCORES NOT REPORTED

"Scores Not Reported" is listed in the Report Date column of the Score Recipients section of your score report if one of three scenarios occurs:

- You requested scores to be sent to an undergraduate institution that does not receive scores.
- The code for the graduate institution you designated to receive scores is no longer active.
- Your reportable score record does not include scores for the requested test.

Note: This report is not valid for transmission of scores to an institution.



Devanuru, VenkataSaiRamBharadwaj

Examinee Score Report

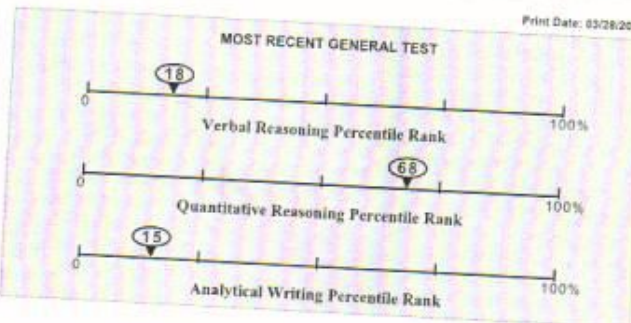
Note: This report is not valid for transmission of scores to an institution.

Print Date: 03/28/2016

Last (Family/Surname) Name, First (Given) Name, Middle Initial
Address: 18-1-10/15 K.T. Road
Ramachandra Nagar
Tirupati, 517501
Email Address: bharadwaj.devanuru@gmail.com
Phone Number: 9700865501
Date of Birth: 12/08/1994
Social Security Number (last 4 digits):
Gender: Male
Intended Graduate Major Code: 5199
Intended Graduate Major: Undecided - Other Fields - Not Listed
Most Recent Test Date: 01/21/2016
Registration Number: 4804516

All dates are formatted as MM/DD/YYYY.

This score report includes all of your General Test and Subject Test scores earned from July 1, 2008 to the present. Only reported scores are available for display.



General Test Scores

Test Date MM/DD/YYYY	Verbal Reasoning*				Quantitative Reasoning*				Analytical Writing	
	Prior Format Scaled Score	Estimated Current Score	Current Format Scaled Score	% Below	Prior Format Scaled Score	Estimated Current Score	Current Format Scaled Score	% Below	Score	% Below
01/21/2016			143	18			157	68	3.0	15

NS = No Score. Indicates that no questions were answered.

* The GRE Verbal Reasoning and Quantitative Reasoning score scales changed in August 2011. For tests taken August 2011 or later, scores are printed in the "Current Format" columns. For tests taken before August 2011, scores on the prior scales and the corresponding estimated scores on the current scales are printed in the "Prior Format" columns.

Subject Test Scores

Test Date	Test Name / Subscore Name	Scaled Score	% Below
-----------	---------------------------	--------------	---------

Score Recipient(s)

Your score reporting history is shown below. "Pending" indicates your scores are not yet available, or your order has not yet been processed.

Undergraduate Institution		Department (Code)		Test Type	Test Date
Report Date	Institution (Code)				
Score Recipient(s)		Department (Code)		Test Type	Test Date
Report Date	Institution or Fellowship Sponsor (Code)				

* Undergraduate institution does not wish to receive scores

** Score recipient not valid/active

QUESTIONS ABOUT THIS GRE EXAMINEE SCORE REPORT

Information to help you interpret your GRE scores is available at www.ets.org/gre/stupubs. If you have any questions concerning this GRE Report of Scores, call ETS at 1-800-771-7679 or 1-866-473-4373 (toll free for test takers in the U.S., U.S. Territories, and Canada) between 8:00 a.m. and 7:45 p.m. EST or email gre-info@ets.org. For information about interpreting your scores, consult **Interpreting Your GRE Scores**, which is available at www.ets.org/gre/understand. *Includes American Samoa, Guam, Puerto Rico, and U.S. Virgin Islands

SCORE REPORTING

Policies pertaining to score reporting and use are periodically reviewed and revised by the GRE Board. The policies and procedures explained in the 2013-14 GRE Information and Registration Bulletin are effective only for the time period of August 1, 2013 to June 30, 2014 and supersede previous policies and procedures in previous bulletins. GRE scores are reportable for five(5) years following the testing year (July 1 to June 30) in which you tested. Currently, GRE scores earned after July 1, 2008 are available.

PERCENTILE RANK (% BELOW)

The percentile ranks in this report indicate the percentage of examinees who scored below your score. Note that these percentile ranks may be different from those that applied when the scores were originally reported to you if the scores were earned prior to July 2013. This reflects annual updating of these data to permit admissions officers to compare scores, whenever earned, with those for a recent reference group.

RETAKING A GRE TEST

You can take the GRE revised General Test once every 21 days, and up to five times within any continuous rolling 12-month period. This applies even if you canceled your scores on a test taken previously. You may take the paper-based GRE revised General Test and GRE Subject Tests as often as they are offered. Note: This policy will be enforced even if a violation is not immediately identified (e.g., inconsistent registration information) and test scores have been reported. In such cases, the invalid scores will be canceled and score recipients will be notified of the cancellation. Test fees will be forfeited.

SCORES NOT REPORTED

"Scores Not Reported" is listed in the Report Date column of the Score Recipients section of your score report if one of three scenarios occurs:

- You requested scores to be sent to an undergraduate institution that does not receive scores.
- The code for the graduate institution you designated to receive scores is no longer active.
- Your reportable score record does not include scores for the requested test.

Note: This report is not valid for transmission of scores to an institution.



VULAVA, SETHUSAIKUMAR

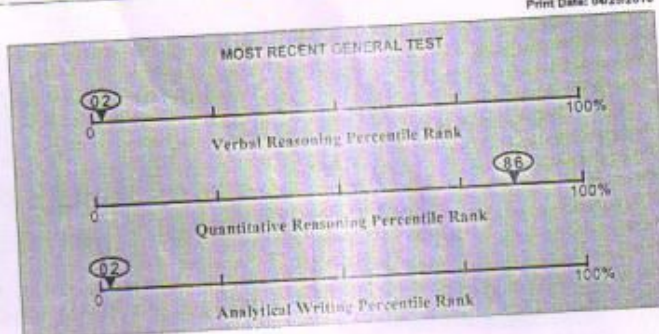
Examinee Score Report

Note: This report is not valid for transmission of scores to an institution.

Print Date: 04/25/2016

Last (Family/Surname) Name, First (Given) Name, Middle Initial

Address:	1-20A-AKKAMCHERUVUPALLI, GUNDLAPALLI, IRALA ANDHRA PRADESH CHITTOOR-517131
Email Address:	SETHUSAI66@GMAIL.COM
Phone Number:	8686122533
Date of Birth:	06/06/1995
Social Security Number (last 4 digits):	
Gender:	Male
Intended Graduate Major Code:	5199
Intended Graduate Major:	Undecided - Other Fields - Not Listed
Most Recent Test Date:	11/20/2015
Registration Number:	4702166



All dates are formatted as MM/DD/YYYY.

This score report includes all of your General Test and Subject Test scores earned from July 1, 2008 to the present. Only reported scores are available for display.

General Test Scores

This score report includes all of your General Test and Subject Test scores.									
General Test Scores				Quantitative Reasoning*				Analytical Writing	
Test Date	Verbal Reasoning*			Prior Format		Current Format		Score	% Below
MM/DD/YYYY	Prior Format		Current Format	% Below	Scaled Score	Estimated Current Score	Scaled Score	% Below	Score
	Scaled Score	Estimated Current Score	Scaled Score	% Below			163	85	2.0
11/20/2015			134	02					02
For tests taken before August 2011, scores on the prior									

02 - No Score. Indicates that no questions were answered.

* The GRE Verbal Reasoning and Quantitative Reasoning score scales changed in August 2011. For tests taken August 2011 or later, scores are printed in the "Current Format" columns. For tests taken before August 2011, scores on the prior scales and the corresponding estimated scores on the current scales are printed in the "Prior Format" columns.

Subject Test Scores

Test Date	Test Name / Subscore Name	Scaled Score	% Below
-----------	---------------------------	--------------	---------

Score Recipient(s)

Your score reporting history is shown below. "Pending" indicates your scores are not yet available, or your order has not yet been processed.

Undergraduate Institution	Department (Code)	Test Type	Test Date
Report Date	Institution (Code)		
Score Recipient(s)	Department (Code)	Test Type	Test Date
Report Date	Institution or Fellowship Sponsor (Code)		

* Undergraduate institution does not wish to receive scores
* Score recipient not validated

QUESTIONS ABOUT THIS GRE EXAMINEE SCORE REPORT

Information to help you interpret your GRE scores is available at www.ets.org/gre/stepubs. If you have any questions concerning this GRE Report of Scores, call ETS at 1-800-771-7679 or 1-888-473-4373 (toll free for test takers in the U.S., U.S. Territories*, and Canada) between 8:00 a.m. and 7:45 p.m. EST or email gre-info@ets.org. For information about interpreting your scores, consult *Interpreting Your GRE Scores*, which is available at www.ets.org/gre/understand.
*Includes American Samoa, Guam, Puerto Rico, and U.S. Virgin Islands

SCORE REPORTING

Policies pertaining to score reporting and use are periodically reviewed and revised by the GRE Board. The policies and procedures explained in the 2013-14 GRE Information and Registration Bulletin are effective only for the time period of August 1, 2013 to June 30, 2014 and supersede previous policies and procedures in previous bulletins. GRE scores are reportable for five(5) years following the testing year (July 1 to June 30) in which you tested. Currently, GRE scores earned after July 1, 2008 are available.

PERCENTILE RANK (% BELOW)

The percentile ranks in this report indicate the percentage of examinees who scored below your score. Note that these percentile ranks may be different from those that applied when the scores were originally reported to you if the scores were earned prior to July 2013. This reflects annual updating of these data to permit admissions officers to compare scores, whenever earned, with those for a recent reference group.

RETAKEING A GRE TEST

You can take the GRE revised General Test once every 21 days, and up to five times within any continuous rolling 12-month period. This applies even if you canceled your scores on a test taken previously. You may take the paper-based GRE revised General Test and GRE Subject Tests as often as they are offered.
Note: This policy will be enforced even if a violation is not immediately identified (e.g., inconsistent registration information) and test scores have been reported. In such cases, the invalid scores will be canceled and score recipients will be notified of the cancellation. Test fees will be forfeited.

SCORES NOT REPORTED

"Scores Not Reported" is listed in the Report Date column of the Score Recipients section of your score report if one of three scenarios occurs:
• You requested scores to be sent to an undergraduate institution that does not receive scores.
• The code for the graduate institution you designated to receive scores is no longer active.
• Your reportable score record does not include scores for the requested test.

Note: This report is not valid for transmission of scores to an institution.



Sakkur, Jahnavi

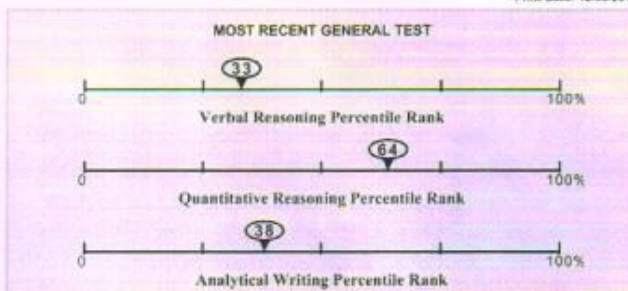
Examinee Score Report

Note: This report is not valid for transmission of scores to an institution.

Last (Family/Surname) Name, First (Given) Name, Middle Initial

Print Date: 12/30/2015

Address:	FLAT NUMBER - 7, ADITYA TOWERS BALAJI COLONY TIRUPATI, 517502
Email Address:	jahnavi.sakkur@gmail.com
Phone Number:	9440077107
Date of Birth:	12/07/1994
Social Security Number (last 4 digits):	
Gender:	Female
Intended Graduate Major Code:	0000
Intended Graduate Major:	Undecided - Undecided
Most Recent Test Date:	09/09/2015
Registration Number:	3721015



All dates are formatted as MM/DD/YYYY.

This score report includes all of your General Test and Subject Test scores earned from July 1, 2008 to the present. Only reported scores are available for display.

General Test Scores

Test Date	Verbal Reasoning*				Quantitative Reasoning*				Analytical Writing	
	Prior Format	Current Format			Prior Format	Current Format			Score	% Below
MM/DD/YYYY	Scaled Score	Estimated Current Score	Scaled Score	% Below	Scaled Score	Estimated Current Score	Scaled Score	% Below	Score	% Below
09/09/2015			147	33			156	64	3.5	38

NS - No Score. Indicates that no questions were answered.

* The GRE Verbal Reasoning and Quantitative Reasoning score scales changed in August 2011. For tests taken August 2011 or later, scores are printed in the "Current Format" columns. For tests taken before August 2011, scores on the prior scales and the corresponding estimated scores on the current scales are printed in the "Prior Format" columns.

Subject Test Scores

Test Date	Test Name / Subscore Name	Scaled Score	% Below
-----------	---------------------------	--------------	---------

Score Recipient(s)

Your score reporting history is shown below. "Pending" indicates your scores are not yet available, or your order has not yet been processed.

Undergraduate Institution				
Report Date	Institution (Code)	Department (Code)	Test Type	Test Date

Score Recipient(s)				
Report Date	Institution or Fellowship Sponsor (Code)	Department (Code)	Test Type	Test Date
12/30/2015	Clemson U (5111)	Other Fields - Not Listed (5199)	General Test	09/09/2015
12/30/2015	U Ctlr Florida (5233)	Other Fields - Not Listed (5199)	General Test	09/09/2015
09/18/2015	Arizona State U (4007)	Other Fields - Not Listed (5199)	General Test	09/09/2015
09/18/2015	SUNY Buffalo St Coll (2533)	Other Fields - Not Listed (5199)	General Test	09/09/2015
09/18/2015	U Massachusetts Amherst (3917)	Other Fields - Not Listed (5199)	General Test	09/09/2015
09/18/2015	Auburn U (1005)	Other Fields - Not Listed (5199)	General Test	09/09/2015

* Undergraduate institution does not wish to receive scores

** Score recipient not valid/active

QUESTIONS ABOUT THIS GRE EXAMINEE SCORE REPORT

Information to help you interpret your GRE scores is available at www.ets.org/gre/stupubs. If you have any questions concerning this GRE Report of Scores, call ETS at 1-800-771-7679 or 1-866-473-4373 (toll free for test takers in the U.S., U.S. Territories*, and Canada) between 8:00 a.m. and 7:45 p.m. EST or email gre-info@ets.org. For information about interpreting your scores, consult **Interpreting Your GRE Scores**, which is available at www.ets.org/gre/understand.

*Includes American Samoa, Guam, Puerto Rico, and U.S. Virgin Islands

SCORE REPORTING

Policies pertaining to score reporting and use are periodically reviewed and revised by the GRE Board. The policies and procedures explained in the 2013-14 GRE Information and Registration Bulletin are effective only for the time period of August 1, 2013 to June 30, 2014 and supersede previous policies and procedures in previous bulletins. GRE scores are reportable for five(5) years following the testing year (July 1 to June 30) in which you tested. Currently, GRE scores earned after July 1, 2008 are available.

PERCENTILE RANK (% BELOW)

The percentile ranks in this report indicate the percentage of examinees who scored below your score. Note that these percentile ranks may be different from those that applied when the scores were originally reported to you if the scores were earned prior to July 2013. This reflects annual updating of these data to permit admissions officers to compare scores, whenever earned, with those for a recent reference group.

RETAKING A GRE TEST

You can take the GRE revised General Test once every 21 days, and up to five times within any continuous rolling 12-month period. This applies even if you canceled your scores on a test taken previously. You may take the paper-based GRE revised General Test and GRE Subject Tests as often as they are offered.

Note: This policy will be enforced even if a violation is not immediately identified (e.g., inconsistent registration information) and test scores have been reported. In such cases, the invalid scores will be canceled and score recipients will be notified of the cancellation. Test fees will be forfeited.

SCORES NOT REPORTED

"Scores Not Reported" is listed in the Report Date column of the Score Recipients section of your score report if one of three scenarios occurs:

- You requested scores to be sent to an undergraduate institution that does not receive scores.
- The code for the graduate institution you designated to receive scores is no longer active.
- Your reportable score record does not include scores for the requested test.



Nadhendla, Kusuma

Examinee Score Report

Note: This report is not valid for transmission of scores to an institution.

Last (Family/Surname) Name, First (Given) Name, Middle Initial

Address: #1-200, T. Puttur, Thavanampalle
#4-19, Kakarjavaripalle, Kanipakam
Chittoor, 517131

Email Address: kusumanadhendla@gmail.com

Phone Number: +918008416861

Date of Birth: 08/31/1994

Social Security Number (last 4 digits):

Gender: Female

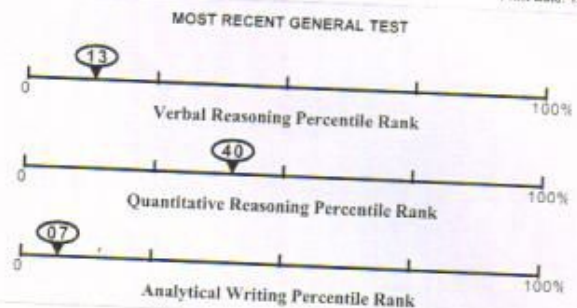
Intended Graduate Major Code: 0000

Intended Graduate Major: Undecided - Undecided

Most Recent Test Date: 11/16/2015

Registration Number: 4342988

Print Date: 12/30/2015



All dates are formatted as MM/DD/YYYY.

This score report includes all of your General Test and Subject Test scores earned from July 1, 2008 to the present. Only reported scores are available for display.

General Test Scores

Test Date MM/DD/YYYY	Verbal Reasoning*				Quantitative Reasoning*				Analytical Writing	
	Prior Format		Current Format		Prior Format		Current Format			
	Scaled Score	Estimated Current Score	Scaled Score	% Below	Scaled Score	Estimated Current Score	Scaled Score	% Below	Score	% Below
11/16/2015			141	13			150	40	2.5	07

NS = No Score. Indicates that no questions were answered.

* The GRE Verbal Reasoning and Quantitative Reasoning score scales changed in August 2011. For tests taken August 2011 or later, scores are printed in the "Current Format" columns. For tests taken before August 2011, scores on the prior scales and the corresponding estimated scores on the current scales are printed in the "Prior Format" columns.

Subject Test Scores

Test Date	Test Name / Subscore Name	Scaled Score	% Below
-----------	---------------------------	--------------	---------

Score Recipient(s)

Your score reporting history is shown below. "Pending" indicates your scores are not yet available, or your order has not yet been processed.

Undergraduate Institution

Report Date	Institution (Code)	Department (Code)	Test Type	Test Date
-------------	--------------------	-------------------	-----------	-----------

Score Recipient(s)

Report Date	Institution or Fellowship Sponsor (Code)	Department (Code)	Test Type	Test Date
-------------	--	-------------------	-----------	-----------

* Undergraduate institution does not wish to receive scores
** Score recipient not valid/active

QUESTIONS ABOUT THIS GRE EXAMINEE SCORE REPORT

Information to help you interpret your GRE scores is available at www.ets.org/gre/stupubs. If you have any questions concerning this GRE Report of Scores, call ETS at 1-800-771-7679 or 1-866-473-4373 (toll free for test takers in the U.S., U.S. Territories*, and Canada) between 8:00 a.m. and 7:45 p.m. EST or email gre-info@ets.org. For information about interpreting your scores, consult **Interpreting Your GRE Scores**, which is available at www.ets.org/gre/understand.

*Includes American Samoa, Guam, Puerto Rico, and U.S. Virgin Islands

SCORE REPORTING

Policies pertaining to score reporting and use are periodically reviewed and revised by the GRE Board. The policies and procedures explained in the 2013-14 GRE Information and Registration Bulletin are effective only for the time period of August 1, 2013 to June 30, 2014 and supersede previous policies and procedures in previous bulletins. GRE scores are reportable for five(5) years following the testing year (July 1 to June 30) in which you tested. Currently, GRE scores earned after July 1, 2008 are available.

PERCENTILE RANK (% BELOW)

The percentile ranks in this report indicate the percentage of examinees who scored below your score. Note that these percentile ranks may be different from those that applied when the scores were originally reported to you if the scores were earned prior to July 2013. This reflects annual updating of these data to permit admissions officers to compare scores, whenever earned, with those for a recent reference group.

RETAKE A GRE TEST

You can take the GRE revised General Test once every 21 days, and up to five times within any continuous rolling 12-month period. This applies even if you canceled your scores on a test taken previously. You may take the paper-based GRE revised General Test and GRE Subject Tests as often as they are offered.

Note: This policy will be enforced even if a violation is not immediately identified (e.g., inconsistent registration information) and test scores have been reported. In such cases, the invalid scores will be canceled and score recipients will be notified of the cancellation. Test fees will be forfeited.

SCORES NOT REPORTED

"Scores Not Reported" is listed in the Report Date column of the Score Recipients section of your score report if one of three scenarios occurs:

- You requested scores to be sent to an undergraduate institution that does not receive scores.
- The code for the graduate institution you designated to receive scores is no longer active.
- Your reportable score record does not include scores for the requested test.

Note: This report is not valid for transmission of scores to an institution.



1212181019

[Log Out](#) | [FAQs](#) | [Contact Us](#) | [TOEFL Home Page](#)

View Scores

Registration Number: 0000000025549112

[Request additional score reports](#)

Security Information

Type: Passport

Country: India

ID: M9105513

Test	Test Date	Reading	Listening	Speaking	Writing	Total
TOEFL iBT	Sat Oct 31 12:10:03 EDT 2015	28	22	24	25	99

[How to interpret scores](#)

Reading Skills	Level	Your Performance
Reading	High(22-30)	<p>Test takers who receive a score at the HIGH level, as you did, typically understand academic texts in English that require a wide range of reading abilities regardless of the difficulty of the texts.</p> <p>Test takers who score at the HIGH level, typically</p> <ul style="list-style-type: none"> • have a very good command of academic vocabulary and grammatical structure; • can understand and connect information, make appropriate inferences, and synthesize ideas, even when the text is conceptually dense and the language is complex; • can recognize the expository organization of a text and the role that specific information serves within the larger text, even when the text is conceptually dense; and • can abstract major ideas from a text, even when the text is conceptually dense and contains complex language.
Listening Skills	Level	Your Performance
		Test takers who receive a score at the HIGH level, as you did

Candidate Profile[Update Contact Information](#)[Update Identifying Information](#)[Change Password](#)**Test Registration and Orders**[Register/Order](#)[View Order\(s\)](#)**Scores**[View Scores](#)[Store](#)[Bulletin](#)[My Home Page](#)**View Scores**

Registration Number: 0000000013025904

[Request additional score reports](#)

Test	Test Date	Reading	Listening	Speaking	Writing	Total
TELXML	Thu Oct 20 10:45:53 EDT 2011	20	23	27	24	94

[How to interpret scores](#)

12121A10B9

Reading Skills	Level	Your Performance
Reading	Intermediate(15-21)	<p>Test takers who receive a score at the INTERMEDIATE level, as you did, typically understand academic texts in English that require a wide range of reading abilities, although their understanding of certain parts of the texts is limited.</p> <p>Test takers who receive a score at the INTERMEDIATE level typically</p> <ul style="list-style-type: none"> • have a good command of common academic vocabulary but still have some difficulty with high-level vocabulary; • have a very good understanding of grammatical structure; • can understand and connect information, make appropriate inferences, and synthesize information in a range of texts but have more difficulty when the vocabulary is high level and the text is conceptually dense; • can recognize the expository organization of a text and the role that specific information serves within a larger text but have some difficulty when these are not explicit or easy to infer from the text; and • can abstract major ideas from a text but have more difficulty doing so when the text is conceptually dense.
Listening Skills	Level	Your Performance

Test Report Form

ACADEMIC

NOTE Admission to undergraduate and post graduate courses should be based on the ACADEMIC Reading and Writing Modules.
GENERAL TRAINING Reading and Writing Modules are not designed to test the full range of language skills required for academic purposes.
It is recommended that the candidate's language ability as indicated in this Test Report Form be re-assessed after two years from the date of the test.

Centre Number IN001

Date 27/FEB/2016

Candidate Number 136565

Candidate Details

Family Name VULAVA

First Name SETHUSAI KUMAR

Candidate ID N3330917



Date of Birth 06/06/1995

Sex (M/F) M

Scheme Code Private Candidate

Country or Region of Origin

Country of Nationality INDIA

First Language TELUGU

Test Results

Listening	6.0	Reading	6.0	Writing	5.0	Speaking	6.5	Overall Band Score	6.0	CEFR Level	B2
-----------	-----	---------	-----	---------	-----	----------	-----	--------------------	-----	------------	----

Administrator Comments

Centre stamp



Validation stamp



Administrator's Signature

[Handwritten Signature]

Date 10/03/2016

Test Report Form Number

15IN136565VULS001A

12121A1060



TOEFL iBT® Test Taker Score Report

THIS IS A PDF DOWNLOADED AND PRINTED BY THE TEST TAKER, INTENDED FOR THE TEST TAKER'S PERSONAL RECORDS.

Name: Lakshmireddy, Aarya

Last (Family/Surname) Name, First (Given) Name Middle Name

Email: aaryareddy969@gmail.com

Gender: F

Date of Birth: 07 Mar 1995

Registration Number: 0000 0000 2700 1828

Test Date: 09 Jan 2016

Sponsor Code:



Lakshmireddy, Aarya
8-499/7
railway goods road
balaji nagar
Sullurpet
Nellore, Andhra Pradesh 524121
India

TOEFL iBT Scaled Scores

Reading	20
Listening	22
Speaking	20
Writing	26
Total Score	88

Country of Birth: India

Native Language: TELUGU

Test Center: STN14931A - ANCONS International - Vijayawada

Test Center Country: India

Inst. Code	Dept. Code
2727	99
7125	99
8429	99
8165	99

Security Identification

ID Type: Passport

ID No.: xxxxxxxxxxxxxxxxxxxxxxx5295

Issuing Country: India

64

Reading Skills	Level	Your Performance
Reading	Intermediate	<p>Test takers who receive a score at the INTERMEDIATE level, as you did, typically understand academic texts in English that require a wide range of reading abilities, although their understanding of certain parts of the texts is limited.</p> <p>Test takers who receive a score at the INTERMEDIATE level typically</p> <ul style="list-style-type: none"> • have a good command of common academic vocabulary but still have some difficulty with high-level vocabulary; • have a very good understanding of grammatical structure; • can understand and connect information, make appropriate inferences, and synthesize information in a range of texts but have more difficulty when the vocabulary is high level and the text is conceptually dense; • can recognize the expository organization of a text and the role that specific information serves within a larger text but have some difficulty when these are not explicit or easy to infer from the text; and • can abstract major ideas from a text but have more difficulty doing so when the text is conceptually dense.
Listening Skills	Level	Your Performance
Listening	High	<p>Test takers who receive a score at the HIGH level, as you did, typically understand conversations and lectures in English that present a wide range of listening demands. These demands can include difficult vocabulary (uncommon terms, or colloquial or figurative language), complex grammatical structures, abstract or complex ideas, and/or making sense of unexpected or seemingly contradictory information.</p> <p>When listening to lectures and conversations like these, test takers at the HIGH level typically can</p> <ul style="list-style-type: none"> • understand main ideas and important details, whether they are stated or implied; • distinguish more important ideas from less important ones; • understand how information is being used (for example, to provide evidence for a claim or describe a step in a complex process); • recognize how pieces of information are connected (for example, in a cause-and-effect relationship); • understand many different ways that speakers use language for purposes other than to give information (for example, to emphasize a point, express agreement or disagreement, or convey intentions indirectly); and • synthesize information, even when it is not presented in sequence, and make correct inferences on the basis of that information.



12121A1053



TOEFL iBT® Test Taker Score Report

THIS IS A PDF DOWNLOADED AND PRINTED BY THE TEST TAKER, INTENDED FOR THE TEST TAKER'S PERSONAL RECORDS.

Name: karumuri, vivith kumar

Last (Family/Surname) Name, First (Given) Name Middle Name

Email: vvthkmr95@gmail.com

Gender: M

Registration Number: 0000 0000 2700 6141

Date of Birth: 17 Jul 1995

Test Date: 09 Jan 2016

Sponsor Code:

karumuri, vivith kumar
26-1-119/1
4th street, gayathri nagar
nellore, Andhra Pradesh 524004
India



TOEFL iBT Scaled Scores

Reading	24
Listening	28
Speaking	23
Writing	26
Total Score	101

Country of Birth: India

Native Language: TELUGU

Test Center: STN14538A - MeritTrac Services Private Limited - Hyderabad

Test Center Country: India

Inst. Code	Dept. Code
7125	99
8429	99
2727	99
8165	99

Security Identification

ID Type: Passport

ID No.: xxxxxxxxxxxxxxxxxxxxxx5164

Issuing Country: India

03

Reading Skills	Level	Your Performance
Reading	High	<p>Test takers who receive a score at the HIGH level, as you did, typically understand academic texts in English that require a wide range of reading abilities regardless of the difficulty of the texts.</p> <p>Test takers who score at the HIGH level, typically</p> <ul style="list-style-type: none"> • have a very good command of academic vocabulary and grammatical structure; • can understand and connect information, make appropriate inferences, and synthesize ideas, even when the text is conceptually dense and the language is complex; • can recognize the expository organization of a text and the role that specific information serves within the larger text, even when the text is conceptually dense; and • can abstract major ideas from a text, even when the text is conceptually dense and contains complex language.
Listening Skills	Level	Your Performance
Listening	High	<p>Test takers who receive a score at the HIGH level, as you did, typically understand conversations and lectures in English that present a wide range of listening demands. These demands can include difficult vocabulary (uncommon terms, or colloquial or figurative language), complex grammatical structures, abstract or complex ideas, and/or making sense of unexpected or seemingly contradictory information.</p> <p>When listening to lectures and conversations like these, test takers at the HIGH level typically can</p> <ul style="list-style-type: none"> • understand main ideas and important details, whether they are stated or implied; • distinguish more important ideas from less important ones; • understand how information is being used (for example, to provide evidence for a claim or describe a step in a complex process); • recognize how pieces of information are connected (for example, in a cause-and-effect relationship); • understand many different ways that speakers use language for purposes other than to give information (for example, to emphasize a point, express agreement or disagreement, or convey intentions indirectly); and • synthesize information, even when it is not presented in sequence, and make correct inferences on the basis of that information.



Test Report Form

ACADEMIC

NOTE Admission to undergraduate and post graduate courses should be based on the ACADEMIC Reading and Writing Modules.
GENERAL TRAINING Reading and Writing Modules are **not** designed to test the full range of language skills required for academic purposes.
It is recommended that the candidate's language ability as indicated in this Test Report Form be re-assessed **after two years** from the date of the test.

Centre Number

IN001

Date

19/SEP/2015

Candidate Number

038064

Candidate Details

Family Name

SAKKUR

First Name

JAHNAVI

Candidate ID

M7279827



Date of Birth

07/12/1994

Sex (M/F)

F

Scheme Code

Private Candidate

Country or Region
of OriginCountry of
Nationality

INDIA

First Language

TELUGU

Test Results

Listening

7.0

Reading

8.0

Writing

6.5

Speaking

7.5

Overall
Band
Score

7.5

CEFR
Level

C1

Administrator Comments

Centre stamp



Validation stamp

Administrator's
Signature

Date

29/09/2015

Test Report Form
Number

15IN038064SAKJ001A



CALIFORNIA STATE UNIVERSITY, FULLERTON

Office of Admissions and Records

P.O. Box 6900, Fullerton, CA 92834-6900 / T 657-278-2300 / F 657-278-7699

March 30, 2017

Dear Nihanika Anamalamudi,

Congratulations! You have been admitted to California State University, Fullerton for the Fall 2017 semester. On behalf of the University, I want to extend you a warm welcome to the Cal State Fullerton academic community. All segments of our community are pleased that you have selected the University as the place where you will further your academic career.

Major: Computer Science

Degree: MS

As a new student, you will find that the University offers an abundance of possibilities for growth in terms of academics, activities and services. The entire Cal State Fullerton community invites you to take on the intellectual and personal challenges and opportunities that are parts of a university education.

It is important that you review all conditions of your admission to the University for the Fall 2017 term. You may also receive a Graduate Recommendation form in a follow up email or by regular mail from your Department. If received, it is very important you thoroughly review the information on your Graduate Recommendation form.

CSU Fullerton strictly enforces deadlines and may rescind your admission if a required deadline is missed. To view all admission deadlines, please visit the [Important Dates](#) page.

In addition, you will be receiving your "Welcome Packet" and your visa documents separately. Please visit the [International Admissions](#) website for important information about your visa documents and travel plans, registration, housing, and the mandatory International Student Orientation. It is important you log into your [Student Portal](#) to note any "To Do List" items that are required.

All Graduate students who intend to enroll at CSU Fullerton must accept their offer of admission and pay a non-refundable \$250 enrollment deposit. The deposit will offset a portion of your Registration Fees for the first semester. You must accept admission and pay your enrollment deposit through your Student Portal, within the Student Center, beginning February 1, 2017. Under the Admissions area of the Student Center, click on the Application Status link. The Accept/Decline button will be displayed. Click on the Accept/Decline button to accept your admission to CSU Fullerton. Accepting admission and paying the enrollment deposit are required to confirm your intent to enroll at CSU Fullerton. The acceptance deadline varies by department and/or major. Please contact your department for the acceptance deadline for your major. For more information please visit our [accepting admission](#) website.

Again, I am pleased that we are able to offer you a place in your chosen field at Cal State Fullerton for the Fall 2017 semester. Please know that the Admissions and Records staff wishes you much success, and we look forward to your becoming an important part of the Cal State Fullerton community. If you have questions please email applyinternational@fullerton.edu, including your CSUF CWID in the subject of your email.

Sincerely,

Jessica M. Wagoner
Director of Admissions

CWID: 893272500

THE CALIFORNIA STATE UNIVERSITY

Bakersfield / Channel Islands / Chico / Dominguez Hills / East Bay / Fresno / Fullerton / Humboldt / Long Beach / Los Angeles / Maritime Academy
Monterey Bay / Northridge / Pomona / Sacramento / San Bernardino / San Diego / San Francisco / San Jose / San Luis Obispo / San Marcos / Sonoma / Stanislaus

Consortium of Institutions of Higher Learning

IIT Campus, Gachibowli, Hyderabad - 32, Phone: 040-23001970 Mobile: 7799834583, 7799834585

Master of Science in Information Technology Letter of admission into MSIT Program

Admission No: CIHL/MSIT 2017/20176087

Date: 13 Jun 2017

Mr/Ms. Chinthala Pranava Reddy S/o/D/o. C.V.Narasimha Reddy is admitted into the MSIT program Provisional/Conditional at IIITH Learning Center.

- The duration of the program is 2 Years.
- The Fee payable for the MSIT program is Rs. 2,00,000/- (Rupees Two Lakhs only) per annum and the same is non refundable.
- In addition to the above, you are also liable for payment of any deposits / fee charged by Learning Centre concerned viz., Library, Caution deposit, Hostel, Mess etc.

The receipt of fee for MSIT program, Rs. 30,000/- (Rupees Thirty Thousand only) as detailed below, is here by acknowledged:

DD No / Txn Ref : 826980
DD Date/ Txn Date : 09/06/2017
Name of the Bank : KVB
Name of the Branch : TIRUPATI

The student should submit all the required documents and balance amount of the annual fee on or before 10:00 AM on July 8th, 2017 at the allotted Learning Center. Failure to do so will result in forfeiting claim to admission and fee already paid.

Certificates Due: Provisional/ Course Completion/ Consolidated Marks Memo/

Original Degree/ 4-II Marks Memo / TC / SSC / INTER

For Hostel fee and other details contact MSIT Head/Co-ordinator at the Learning Center as given below:

Mr. Manjunath Mattam,

Head MSIT,

MSIT Division, IIT Campus,

Gachibowli, Hyderabad- 500032.

Ph.23001970, Mob.7799834582.

On behalf of MSIT 2017 Admission Committee

Dean, CIHL

CIHL, MSIT Division,

Date: 13 Jun 2017





VIT[®]
UNIVERSITY
(Estd. u/s 3 of UGC Act 1956)

PROVISIONAL ADMISSION LETTER



Date: 21-06-2017

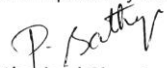
Certified that Mr./Ms. **UDAY KIRAN REDDY** Appl.No. **2017725192** has been provisionally admitted to **M.Tech. Information Technology (Networking)**, at **Vellore campus** based on the merit performance in VITMEE-2017, for the academic year 2017-2018. The programme will commence on **10-07-2017**.

STATEMENT OF APPROXIMATE EXPENDITURE (in Rupees)				
S.No.	Particulars	2017-18	2018-19	Total Amount
1	Tuition Fees	188,000	186,200	374,200
2	Caution Deposit (Refundable)	2,000	-	2,000
3	Hostel fees & Mess Charges * (Approximate amount for 3 Bed A/C. Non-Veg Mess)	1,21,785	1,21,785	243,570
4	Hostel Caution Deposit (Refundable)*	10,000	-	10,000
Total Amount		321,785	307,985	629,770
(Rupees Six Lakh Twenty Nine Thousand Seven Hundred and Seventy Only)				

*Hostel fee is applicable for those who join the hostel. Hostel fees may vary based on the type of accommodation and mess.

The last date to pay balance tuition fee is **05/07/2017**

The sanction of "EDUCATION LOAN" to the student is recommended subject to the conditions imposed by the Bank Authorities.


Authorized Signatory

All admissions are subject to discipline and conduct of the candidate.

In case of withdrawal before the commencement of the programme, we are aware that the counselling fee of Rs.12,000 /- (inclusive of service tax) is non-refundable. In the event of discontinuation of studies, I agree to pay the fees for the remaining year/s of the programme.




Signature of the Candidate

Agreed and countersigned by

 21.6.17
Signature of the Parent/Guardian



AP PGECET-2017-Rank Card
(Conducted by Andhra University Visakhapatnam)



Registration No : 6710099888
Candidate's Name : P HEMA MADHURI
Father's Name : P NAGARAJA NAIDU
Address : 19-9-29/9G ,
TIRUCHANOOR ROAD LAKSHMIPURAM
,
TIRUPATI ,
CHITTOOR ,
ANDHRA PRADESH - 517501

Hall Ticket Number

6190220665

Local Area

SVU

Category

OC

Gender

FEMALE

Date of Birth

06/05/1996



P. Hema Madhuri

Subject Code CS

Subject Name COMPUTER SCIENCE ENGINEERING

Marks
Obtained

54

Rank in Words

One * One * Three

Rank in
Figure

113

CONVENER
AP PGECET-2017

Print




:: Rank Card ::



Search



AP PGECET-2017-Rank Card		(Conducted by Andhra University Visakhapatnam)			
Registration No	6710040730	Hall Ticket Number	6190220678		
Candidate's Name	PACHIPALA PRATHAP P MUNIRAJA	Local Area	SVU		
Father's Name	D.NO:12-9 , GARNIMITTAVARI PALLI	Category	BC_A		
Address	BOMMAIAHGARI PALLI , ROMPICHERLA , CHITTOOR , ANDHRA PRADESH - 517192	Gender	MALE		
		Date of Birth	06/05/1996		
Subject Code	CS	Subject Name	COMPUTER SCIENCE ENGINEERING		
Marks Obtained	42	Rank in Words	One * Zero * Zero * Five	Rank in Figure	1005
 CONVENER AP PGECET-2017					

Print



AP PGECET-2017-Rank Card
(Conducted by Andhra University Visakhapatnam)



Registration No	: 6710035692	Hall Ticket Number	: 6200320841
Candidate's Name	: GODAVARTHI VENUGOPAL	Local Area	: AU
Father's Name	: GODAVARTHI SRINIVASA GUPTA	Category	: OC
Address	: 20/37, KARMIKANAGARAM, GUDIVADA, KRISHNA, ANDHRA PRADESH - 521301	Gender	: MALE
		Date of Birth	: 06/08/1995



G. Venugopal

Subject Code	CS	Subject Name	COMPUTER SCIENCE ENGINEERING
--------------	----	--------------	------------------------------

Marks Obtained	50	Rank in Words	Two * Five * Four	Rank in Figure	254
----------------	----	---------------	-------------------	----------------	-----

CONVENER
AP PGECET-2017



AP PGCET - 2017-Rank Card
(Conducted by Andhra University Visakhapatnam)



Registration No : **6710056587**
Candidate's Name : **MARTHALA VINOD KUMAR REDDY**
Father's Name : **M ANANDA REDDY**
Address : **2/3 A ,
E KOTHAPALLI ,
PULIVENDULA ,
KADAPA ,
AP - 516390**

Hall Ticket Number

6150120644

Local Area

SVU

Category

OC

Gender

MALE

Date of Birth

16/04/1994



Vinod

Subject Code	CS	Subject Name	COMPUTER SCIENCE ENGINEERING
--------------	----	--------------	------------------------------

Marks Obtained	46	Rank in Words	Five * One * Two	Rank in Figure	512
----------------	----	---------------	------------------	----------------	-----

CONVENER
AP PGCET-2017

Print



TEST TAKER SCORE REPORT

Note: This report is not valid for transmission of scores to an institution.

SAI KUMAR REDDY MANGALAPUDI

Most Recent Test Date: September 25, 2017

Address: 26/12/1695-1, BANK COLONY, B V NAGAR, NELLORE, ANDHRA PRADESH, 524004 India

Registration Number: 1998493
Print Date: November 25, 2017

Email: saikumarreddy03@gmail.com

Phone: 91-8493379855


Date of Birth: August 3, 1995

Social Security Number (Last Four Digits):

Gender: Male

Intended Graduate Major: Computer Programming (0401)

Your Scores for the General Test Taken on September 25, 2017



Your Test Score History

General Test Scores

Test Date	Verbal Reasoning		Quantitative Reasoning		Analytical Writing	
	Scaled Score	Percentile	Scaled Score	Percentile	Score	Percentile
September 25, 2017	142	17	160	76	3.5	42



Subject Test Scores

You do not have reportable test scores at this time.

Your Score Recipient(s)

Undergraduate Institution

Report Date	Institution (Code)	Department (Code)	Test Title	Test Date
-------------	--------------------	-------------------	------------	-----------

AP PGECET 2017 Rank Card		(Conducted by Andhra University Visakhapatnam)	
Registration No :	6710221968	Hall Ticket Number	6190420097
Candidate's Name :	BANNURU USHA SREE	Local Area	SVU
Father's Name :	B VIJAYA BHASKAR REDDY	Category	OC
Address :	H.NO-25/226, SANJEEVA NAGAR, NANDYAL, KURNOOL, ANDHRA PRADESH - 518501	Gender	FEMALE
		Date of Birth	08/11/1995
			
Subject Code	CS	Subject Name	COMPUTER SCIENCE ENGINEERING
Marks Obtained	47	Rank in Words	Four * Two * Five
		Rank in Figure	425
 CONVENER AP PGECET-2017			



AP PGECET 2017 Rank Card
(Conducted by Andhra University Visakhapatnam)



Registration No	: 6710218904	Hall Ticket Number	: 6190420492
Candidate's Name	: KOVVURU VAMSIDHAR	Local Area	: SVU
Father's Name	: KOVVURU SUBBARAJU	Category	: BC_A
Address	: 26/1099, RAMESWARAM, PRODDATUR, YSR KADAPA, ANDHRA PRADESH - 516360	Gender	: MALE
		Date of Birth	: 11/03/1995



Kovvuru Vamsidhar

Subject Code	CS	Subject Name	COMPUTER SCIENCE ENGINEERING
--------------	----	--------------	------------------------------

Marks Obtained	31	Rank in Words	Two * Eight * One * Three	Rank in Figure	2813
----------------	----	---------------	---------------------------	----------------	------

CONVENER
AP PGECET-2017



TEST TAKER SCORE REPORT

Note: This report is not valid for transmission of scores to an institution.

SAISARTHIK KORRA

Most Recent Test Date: November 1, 2016

Address: FLAT NO.301,SRI CHAKRA ENCLAVE, BESIDE PADMAVATI
KALYANAMANDAPAM, TIRUPATHI, 517501 India

Registration Number: 0412762
Print Date: February 6, 2017

Email: SAISARTHIK123@GMAIL.COM

Phone: 91-7893383154

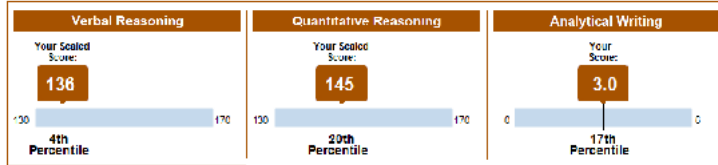
Date of Birth: August 29, 1996

Social Security Number (Last Four Digits):

Gender: Male

Intended Graduate Major: Other Fields - Not Listed (5199)

Your Scores for the General Test Taken on November 1, 2016



Your Test Score History

General Test Scores

Test Date	Verbal Reasoning		Quantitative Reasoning		Analytical Writing	
	Scaled Score	Percentile	Scaled Score	Percentile	Score	Percentile
November 1, 2016	136	4	145	20	3.0	17
September 29, 2016	136	4	143	14	2.5	7

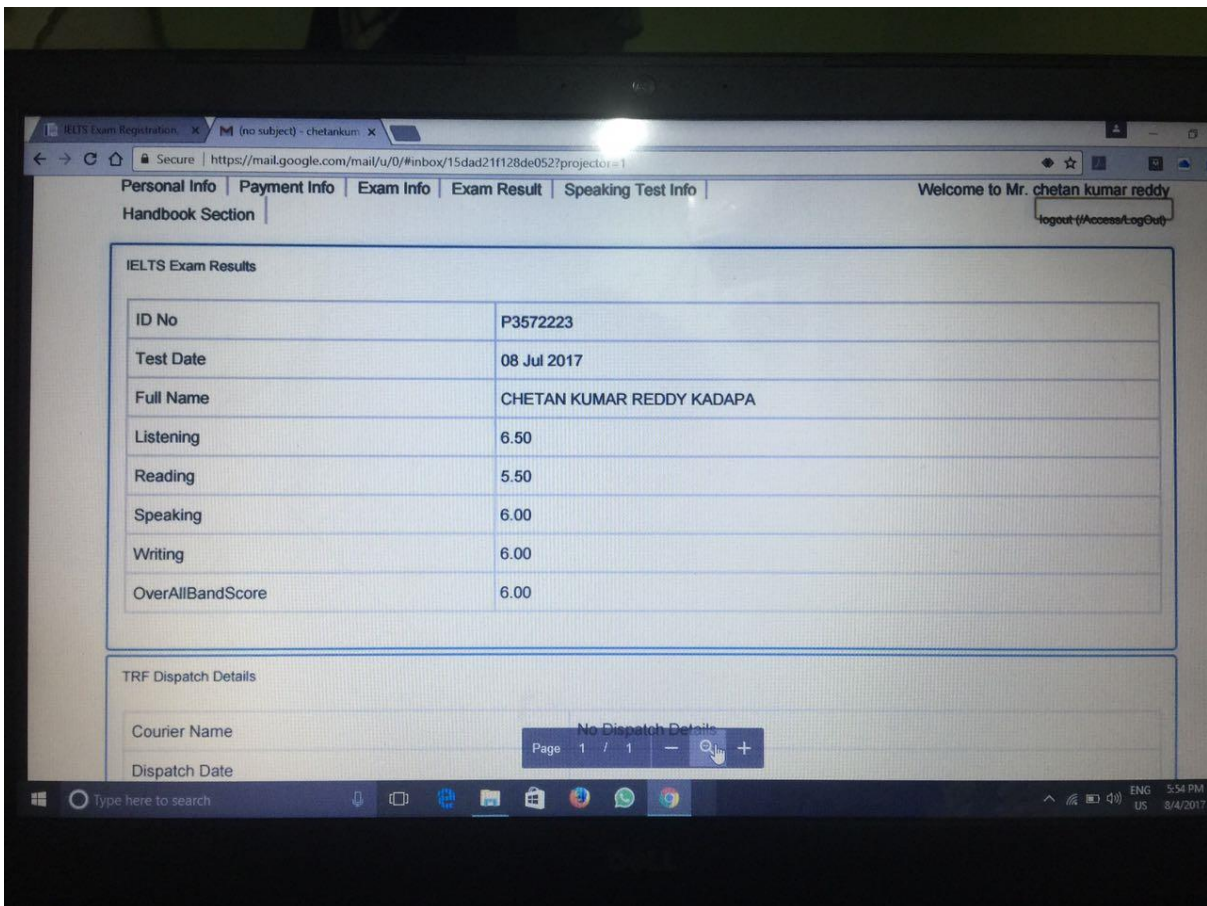
Subject Test Scores

You do not have reportable test scores at this time.


Your Score Recipient(s)

Undergraduate Institution

Report Date	Institution (Code)	Department (Code)	Test Title	Test Date
-------------	--------------------	-------------------	------------	-----------




7/5/2017

AP PGCET-2017-Rank Card			
(Conducted by Andhra University Visakhapatnam)			
Registration No	6710062970		
Candidate's Name	KHURESHI KHATA MOINUDDIN		
Father's Name	K IBRAHIM		
Address	19/1/84/1, VINAYAKA NAGAR OLD TOWN, ANANTAPUR, ANANTAPUR, ANDHRA PRADESH - 515001		
Hall Ticket Number	6110120194		
Local Area	AU		
Category	BC_E		
Gender	MALE		
Date of Birth	10/06/1996		
Subject Code		CS	Subject Name
			COMPUTER SCIENCE ENGINEERING
Marks Obtained	36	Rank in Words	Two * One * Zero * Three
		Rank in Figure	2103
 CONVENER AP PGCET-2017			



AP PGECET-2017-Rank Card
(Conducted by Andhra University Visakhapatnam)



Registration No	:	6710327277	Hall Ticket Number	6190420433	 <i>K. Navya</i>
Candidate's Name	:	KARNAM NAVYA	Local Area	SVU	
Father's Name	:	K RAMESH	Category	OC	
Address	:	10-15-11, K K LAYOUT, TIRUPATI, CHITTOOR, ANDHRA PRADESH - 517501	Gender	FEMALE	
	Date of Birth		01/01/1996		

Subject Code	CS	Subject Name	COMPUTER SCIENCE ENGINEERING
--------------	----	--------------	------------------------------

Marks Obtained	30	Rank in Words	Two * Nine * Zero * Four	Rank in Figure	2904
----------------	----	---------------	--------------------------	----------------	------


CONVENER
AP PGECET-2017

Test Report Form

ACADEMIC

NOTE Admission to undergraduate and post graduate courses should be based on the ACADEMIC Reading and Writing Modules. GENERAL TRAINING Reading and Writing Modules are not designed to test the full range of language skills required for academic purposes. It is recommended that the candidate's language ability as indicated in this Test Report Form be re-assessed after two years from the date of the test.

Centre Number

IN001

Date

30/JUL/2016

Candidate Number

085440

Candidate Details

Family Name

AMBA RAJA

First Name

SOUNDARYA

Candidate ID

N2720897



Date of Birth

02/03/1996

Sex (M/F)

F

Scheme Code

Private Candidate

Country or Region of Origin

INDIA

Nationality

TELUGU

First Language

Test Results

Listening

6.5

Reading

6.0

Writing

6.5

Speaking

6.0

Overall Band Score

6.5

CEFR Level

B2

Administrator Comments

Centre stamp



Validation stamp



Administrator's Signature

[Handwritten Signature]

Date

12/08/2016

Test Report Form Number

16IN085440AMBS001A



CAMBRIDGE ENGLISH
Language Assessment
Part of the University of Cambridge



ANDHRA PRADESH STATE COUNCIL OF HIGHER EDUCATION

APPGECET - 2017

Hall Ticket No.	6190420176	Rank:	735.00
Candidate Name:	CHINTHAM PUSHPA	Father's Name:	CHINTHAM DANAVANADHA REDDY
Gender:	FEMALE (F)	Caste/ Region:	OC/ SVU

PROVISIONAL ALLOTMENT ORDER

This is to inform that the options exercised by the candidate have been processed based on rank, local area, sex, category, Special Reservation Category (CAP/PH/NCC/SPORTS) etc and

you have been allotted a seat in
SWETHA INSTITUTE OF TECHNOLOGY AND SCIENCE (SWTS1), TIRUPATHI, CTR
in COMPUTER SCIENCE (JACMSC)(RGS), under OC, GEN, SVU category.

Tuition Fee fixed for the college/course is Rs. 57000 /-.

Tuition fee to be paid by the candidate is Rs. 0 /-.

The students belonging to SC/ ST/ BC/ EBC/ Disabled/ Minority categories will be considered for Reimbursement of Tuition Fee (RTF) which is subject to verification and eligibility criteria prescribed by State Government of Andhra Pradesh from time to time. In the event of the candidate found not eligible for fee reimbursement, the candidate shall have to pay the total fee.

Instructions to Candidates:

1. Report through 'Candidates Login' from website <https://appgecet.nic.in> through a self-reporting system or from a nearby help line centre.
2. Take print out of two copies of joining report and report to the allotted college with all original certificates. Submit a copy of joining report and obtain acknowledgement on 2nd copy from the College where you have reported and retain the same with you.
3. Both Self reporting and reporting at the allotted College is compulsory to retain the present allotment. The last date for Self reporting and reporting at the allotted College is 15.09.2017 (before 5.00 pm). Pay all necessary fees to the allotted college.
4. If you do not report through self-reporting system and/or not reporting at the allotted college, the provisional allotment will be treated as a vacancy for the subsequent phase and the provisional allotment of 1st phase will automatically stands cancelled and you have no claim on the seat allotted.
5. The academic credentials verified if found false at a later date, your allotment will be cancelled and you are also liable for criminal prosecution.
6. ALL GATE/GPAT CANDIDATES SHALL REPORT AT ALLOTTED COLLEGE, OBTAIN STUDENT ID FROM COLLEGE AND APPLY TO AICTE THROUGH ONLINE ON OR BEFORE 30-09-2017 FOR STIPENDARY BENEFITS.
7. RGS OR SFS [STIPENDARY], RGN OR SFN [NON-STIPENDARY].
8. GATE/GPAT CANDIDATES ARE NOT ELIGIBLE FOR FEE REMBURSEMENT AS THEY are eligible for AICTE stipend
9. Candidates who got more than one allotment by virtue of their eligibility, can choose one college/course allotment through self reporting system before joining the college.
10. A candidate having more than one allotment, self reported and reported at college but wish to change his college shall have to cancel his allotment from already reported college and can change to another college with in the stipulated date.



CONVENOR
APPGECET - ADMISSIONS 2017

*** This computer generated Provisional Allotment Order does not require any authentication. ***

Printed at on Dt: 11-09-2017

Application No: 102782

March 2, 2017

Name: GORLA NEEHARIKA

Dear **Ms. GORLA NEEHARIKA,****Admission to the MBA Program(2017 - 19) – Selected**

We are happy to inform you that you have been selected provisionally for the admission to the 2 year full time MBA Program at IBS Hyderabad.

A hard copy of selection letter is being sent to you by courier. Your percentile for the selection process is given below:

Past Academic Record	Group Discussion	Personal Interview	Overall percentile
95.1	68.4	92	92.69

Admission Fee:

In order to confirm your admission you are required to pay the admission fee of Rs. 80,000 by **March 22, 2017**.

Non-receipt of admission fee by **5.00 PM on March 22, 2017** will lead to cancellation of your admission and allotment of the seat to a waitlisted candidate.

The admission fee is to be paid by a Demand Draft drawn in favor of **"IFHE – IBS Admission Fee A/c (2017)"** payable at **Hyderabad**. The DD should be sent to **"The Admissions Officer, IBS Admissions Office, # 65, Nagarjuna Hills, Punjagutta, Hyderabad-500 082, Telangana State, India"** along with Fee Remittance form (link given below).

The name and application number have to be written on the reverse of the Demand Draft.

Alternatively, Admission Fee can be paid online by visiting our website: **www.ibsindia.org**.

The classes commence from **June 01, 2017**. The details on reporting and accommodation will be communicated by the allotted campus officials in the third week of April 2017.

The fee schedule for the program and the officials to be contacted at campuses are given in the links provided below.

For any query on admissions you may please contact on the email **ibsat@ibsindia.org** and for any assistance in getting educational loan from banks you may please contact **Financial Aid Facilitation Cell** on the email **finaidcell@ibsindia.org**.

Wishing you all the best,

Yours sincerely

Admission Officer
For & on behalf of Admissions Committee

TO
Mr PSC
File.

Test Report Form

ACADEMIC

NOTE Admission to undergraduate and post graduate courses should be based on the ACADEMIC Reading and Writing Modules.
GENERAL TRAINING Reading and Writing Modules are not designed to test the full range of language skills required for academic purposes.
It is recommended that the candidate's language ability as indicated in this Test Report Form be re-assessed after two years from the date of the test.

Centre Number

IN001

Date

03/AUG/2017

Candidate Number

117408

Candidate Details

Family Name

KONDETI

First Name

PAVAN KALYAN

Candidate ID

P6476901



Date of Birth

07/05/1996

Sex (M/F)

M

Scheme Code

Private Candidate

Country or Region of Origin

Country of Nationality

INDIA

First Language

TELUGU

Test Results

Listening

5.5

Reading

6.0

Writing

5.5

Speaking

6.0

Overall Band Score

6.0

CEFR Level

B2

Administrator Comments

Centre stamp



Validation stamp



Administrator's Signature

[Handwritten Signature]

Date

16/08/2017

Test Report Form Number

17IN117408KONP001A

Test Report Form

ACADEMIC

NOTE Admission to undergraduate and post graduate courses should be based on the ACADEMIC Reading and Writing Modules. GENERAL TRAINING Reading and Writing Modules are **not** designed to test the full range of language skills required for academic purposes. It is recommended that the candidate's language ability as indicated in this Test Report Form be re-assessed **after two years** from the date of the test.

Centre Number Date Candidate Number

Candidate Details

Family Name
First Name
Candidate ID




Date of Birth Sex (M/F) Scheme Code
Country or Region of Origin
Country of Nationality
First Language

Test Results

Listening Reading Writing Speaking Overall Band Score CEFR Level

Administrator Comments



Administrator's Signature

[Handwritten Signature]

Date

Test Report Form Number



CAMBRIDGE ENGLISH
Language Assessment
Part of the University of Cambridge

To Mr PSC, file
[Handwritten signature]



ANDHRA PRADESH STATE COUNCIL OF HIGHER EDUCATION

APPGECET - 2017

Hall Ticket No.	6190220854	Rank:	1172.00
Candidate Name:	SINGU NEELIMA	Father's Name:	SINGU KARUNAKAR NAIDU
Gender:	FEMALE (F)	Caste/ Region:	OC/ SVU

PROVISIONAL ALLOTMENT ORDER

This is to inform that the options exercised by the candidate have been processed based on rank, local area, sex, category, Special Reservation Category (CAP/PH/NCC/SPORTS) etc and

you have been allotted a seat in
SRI VIDYA NIKETAN ENGINEERING COLLEGE (SVNE1), RANGAMPETA, CTR
 in **COMPUTER SCIENCE (JACMSC)(RGS)**, under OC_GIRLS_UR category.

Tuition Fee fixed for the college/course is Rs. 73000 /- .

Tuition fee to be paid by the candidate is Rs. 16000 /- .

The students belonging to SC/ ST/ BC/ EBC/ Disabled/ Minority categories will be considered for Reimbursement of Tuition Fee (RTF) which is subject to verification and eligibility criteria prescribed by State Government of Andhra Pradesh from time to time. In the event of the candidate found not eligible for fee reimbursement, the candidate shall have to pay the total fee.

Instructions to Candidates:

1. Report through 'Candidates Login' from website <https://appgecet.nic.in> through a self-reporting system or from a nearby help line centre.
2. Take print out of two copies of joining report and report to the allotted college with all original certificates. Submit a copy of joining report and obtain acknowledgement on 2nd copy from the College where you have reported and retain the same with you.
3. Both Self reporting and reporting at the allotted College is compulsory to retain the present allotment. The last date for Self reporting and reporting at the allotted College is **15.09.2017** (before 5.00 pm). Pay all necessary fees to the allotted college.
4. If you do not report through self-reporting system and/or not reporting at the allotted college, the provisional allotment will be treated as a vacancy for the subsequent phase and the provisional allotment of 1st phase will automatically stands cancelled and you have no claim on the seat allotted.
5. The academic credentials verified if found false at a later date, your allotment will be cancelled and you are also liable for criminal prosecution.
6. ALL GATE/GPAT CANDIDATES SHALL REPORT AT ALLOTTED COLLEGE, OBTAIN STUDENT ID FROM COLLEGE AND APPLY TO AICTE THROUGH ONLINE ON OR BEFORE 30-09-2017 FOR STIPENDARY BENEFITS.
7. RGS OR SFS [STIPENDARY], RGN OR SFN [NON-STIPENDARY].
8. GATE/GPAT CANDIDATES ARE NOT ELIGIBLE FOR FEE REMBURSEMENT AS THEY are eligible for AICTE stipend
9. Candidates who got more than one allotment by virtue of their eligibility, can choose one college/course allotment through self reporting system before joining the college.
10. A candidate having more than one allotment, self reported and reported at college but wish to change his college shall have to cancel his allotment from already reported college and can change to another college with in the stipulated date.



CONVENOR
 APPGECET - ADMISSIONS 2017

*** This computer generated Provisional Allotment Order does not require any authentication. ***

-----Printed as on Dt: 11-09-2017-----

MAT-SCORE[®]

Management Aptitude Test

SCORE REPORT No.17114673

NAME : T AISHWARYA

ADDRESS : 389

PANTA STREET, TIRUPATHI
TIRUPATHI - 517501

FORM
NUMBER
103905

GENDER : Female DOB : 19/06/1996

TEST
MONTH & YEAR
FEBRUARY 2017

ROLL
NUMBER
606710299




DEGREE : ENGG.

CATEGORY : GENERAL

WORK EXPERIENCE : NOT WORKING

SCALED SCORES

Language Comprehension	Percentile Below	Mathematical Skills	Percentile Below	Data Analysis & Sufficiency	Percentile Below	Intelligence & Critical Reasoning	Percentile Below	Composite Score	Percentile Below
59.52	81.23	45.51	39.81	47.98	48.04	46.83	41.94	554.50	54.96
Indian & Global Environment	Percentile Below	<div>NEW DELHI 24/02/2017</div> <div>748318</div> <div>SCORE VALID UPTO : FEBRUARY 2018</div> <div>MAT Score is verifiable on www.aima.in during the Score Validity Period.</div> <div> SANJAY GROVER DIRECTOR</div>							
45.48	36.63								

T. Aishwarya



Scorecard
Number
SH49D

GATE 2016 Scorecard

Graduate Aptitude Test in Engineering

Name

PEBBATI UDAY TEJA REDDY

Registration Number

CE16S77019097

Examination Paper

Civil Engineering (CE)



(Candidate's Signature)

GATE Score **467**

Valid from March 23, 2016 to March 22, 2019

Mark out of 100* **35.64**

All India Rank in this paper **6287**

Qualifying Marks**

25.0

22.5

16.6

General

OBC (NCL)

SC/ST/PwD

Number of Candidates
Appeared in this paper

119873

* Normalized marks for multisession papers

** A candidate is considered qualified if the marks secured are greater than or equal to the qualifying marks mentioned in the relevant category for which a valid category certificate, if applicable, must be produced along with this scorecard.

Digital Fingerprint : 4d739f637dda6bec7a969863fb4242a8

March 23, 2016

Prof. Tirthankar Bhattacharyya

Organizing Chairperson GATE2016 on behalf of NCB-GATE, for MHRD

The GATE 2016 score is calculated using the formula

$$GATE\ Score = S_q + (S_t - S_q) \frac{(M - M_q)}{(\bar{M}_t - M_q)}$$

where,

M is the marks obtained by the candidate in the paper, mentioned on this scorecard in GATE 2016

M_q is the qualifying marks for general category candidate in the paper

\bar{M}_t is the mean of marks of top 0.1% or top 10 (whichever is larger) of the candidates who appeared in the paper (in case of multi-session papers including all sessions)

$S_q = 350$, is the score assigned to M_q

$S_t = 900$, is the score assigned to \bar{M}_t

In the GATE 2016 score formula, M_q is 25 marks (out of 100) or $\mu + \sigma$, whichever is greater. Here μ is the mean and σ is the standard deviation of marks of all the candidates who appeared in the paper.

Qualifying in GATE 2016 does not guarantee either an admission to a post-graduate program or a scholarship/assistantship.

Admitting institutes may conduct further tests and interviews for final selection.

Codes for XE and XL Paper Sections (compulsory section and any other two sections) :

XE: Engineering Sciences

A-Engineering Mathematics (compulsory)

B-Fluid Mechanics

C-Material Science

D-Solid Mechanics

E-Thermodynamics

F-Polymer Science and Engineering

G-Food Technology

XL: Life Sciences

H-Chemistry (compulsory)

I-Biochemistry

J-Botany

K-Microbiology

L-Zoology

M-Food Technology

Graduate Aptitude Test in Engineering (GATE) 2016 was organized by the Indian Institute of Science on behalf of the National Coordination Board (NCB) for the Department of Higher Education, Ministry of Human Resource Development (MHRD), Government of India.

Authenticity of this scorecard can be verified at the GATE 2016 website <http://gate.iisc.ernet.in>



GATE 2016 Scorecard

Graduate Aptitude Test in Engineering

Scorecard
Number
BE0F7

Name


P.VISHNUVARDHAN REDDY

Registration Number

CE16S57021137

Examination Paper

Civil Engineering (CE)



(Candidate's Signature)

GATE Score **431**

Valid from March 23, 2016 to March 22, 2019

Mark out of 100* **32.42**

All India Rank in this paper **8069**

Qualifying Marks**

25.0

22.5

16.6

General OBC (NCL) SC/ST/PwD

Number of Candidates
Appeared in this paper

119873

* Normalized marks for multisession papers

** A candidate is considered qualified if the marks secured are greater than or equal to the qualifying marks mentioned in the relevant category for which a valid category certificate, if applicable, must be produced along with this scorecard.

Digital Fingerprint : 4ae43bc5921a1c6846db85a8b71de0d5

March 23, 2016

Prof. Tirthankar Bhattacharyya

Organizing Chairperson GATE2016 on behalf of NCB-GATE, for MHRD

The GATE 2016 score is calculated using the formula

$$GATE\ Score = S_q + (S_r - S_q) \frac{(M - M_q)}{(\bar{M}_r - M_q)}$$

where,

M is the marks obtained by the candidate in the paper, mentioned on this scorecard in GATE 2016

M_q is the qualifying marks for general category candidate in the paper

\bar{M}_r is the mean of marks of top 0.1% or top 10 (whichever is larger) of the candidates who appeared in the paper (in case of multi-session papers including all sessions)

$S_q = 350$, is the score assigned to M_q

$S_r = 900$, is the score assigned to \bar{M}_r

In the GATE 2016 score formula, M_q is 25 marks (out of 100) or $\mu + \sigma$, whichever is greater. Here μ is the mean and σ is the standard deviation of marks of all the candidates who appeared in the paper.

Qualifying in GATE 2016 does not guarantee either an admission to a post-graduate program or a scholarship/assistantship.

Admitting institutes may conduct further tests and interviews for final selection.

Codes for XE and XL Paper Sections (compulsory section and any other two sections) :

(E: Engineering Sciences

1-Engineering Mathematics (compulsory)

2-Fluid Mechanics

3-Material Science

4-Solid Mechanics

5-Thermodynamics

6-Polymer Science and Engineering

7-Food Technology

XL: Life Sciences

H-Chemistry (compulsory)

I-Biochemistry

J-Botany

K-Microbiology

L-Zoology

M-Food Technology

Graduate Aptitude Test in Engineering (GATE) 2016 was organized by the Indian Institute of Science on behalf of the National Coordination Board (NCB) for the Department of Higher Education, Ministry of Human Resource Development (MHRD), Government of India.

Authenticity of this scorecard can be verified at the GATE 2016 website <http://gate.iisc.ernet.in>



GATE 2016 Scorecard

Graduate Aptitude Test in Engineering

Name

PERAMSETTY RAM TEJA

Registration Number

CE16S57013202

Examination Paper

Civil Engineering (CE)



(Candidate's Signature)

Organizing Institute for GATE 2016 Indian Institute of Science

GATE Score **410**

Valid from March 23, 2016 to March 22, 2019

Mark out of 100* **30.44**

All India Rank in this paper **9448**

Qualifying Marks**

25.0	22.5	16.6
General	OBC (NCL)	SC/ST/PwD

Number of Candidates
Appeared in this paper **119873**

* Normalized marks for multidession papers

** A candidate is considered qualified if the marks secured are greater than or equal to the qualifying marks mentioned in the relevant category for which a valid category certificate, if applicable, must be produced along with this scorecard.

Digital Fingerprint : f0c2f2992af7b0465aaf61e72ea3ca2a

March 23, 2016

T. Bhattacharyya

Prof. Tirthankar Bhattacharyya

Organizing Chairperson GATE2016 on behalf of NCB-GATE, for MHRD

The GATE 2016 score is calculated using the formula

$$GATE\ Score = S_q + (S_t - S_q) \frac{(M - M_q)}{(\bar{M}_t - M_q)}$$

where,

M is the marks obtained by the candidate in the paper, mentioned on this scorecard in GATE 2016

M_q is the qualifying marks for general category candidate in the paper

\bar{M}_t is the mean of marks of top 0.1% or top 10 (whichever is larger) of the candidates who appeared in the paper (in case of multi-session papers including all sessions)

$S_q = 350$, is the score assigned to M_q

$S_t = 500$, is the score assigned to \bar{M}_t

In the GATE 2016 score formula, M_q is 25 marks (out of 100) or $\mu + \sigma$, whichever is greater. Here μ is the mean and σ is the standard deviation of marks of all the candidates who appeared in the paper.

Qualifying in GATE 2016 does not guarantee either an admission to a post-graduate program or a scholarship/assistantship. Admitting institutes may conduct further tests and interviews for final selection.

Codes for XE and XL Paper Sections (compulsory section and any other two sections) :

E: Engineering Sciences

- Engineering Mathematics (compulsory)
- Fluid Mechanics
- Material Science
- Solid Mechanics
- Thermodynamics
- Polymer Science and Engineering
- Food Technology

XL: Life Sciences

- H-Chemistry (compulsory)
- I-Biochemistry
- J-Botany
- K-Microbiology
- L-Zoology
- M-Food Technology

Graduate Aptitude Test in Engineering (GATE) 2016 was organized by the Indian Institute of Science on behalf of the National Coordination Board (NCB) for the Department of Higher Education, Ministry of Human Resource Development (MHRD), Government of India.

Authenticity of this scorecard can be verified at the GATE 2016 website <http://gate.iisc.ernet.in>



Scorecard
Number
O44VF

GATE 2016 Scorecard

Graduate Aptitude Test in Engineering

Name

T. RAVITEJA

Registration Number

CE16S57020081

Examination Paper

Civil Engineering (CE)



T. Raviteja

(Candidate's Signature)

GATE Score **344**

Valid from March 23, 2016 to March 22, 2019

Mark out of 100 **24.48**

All India Rank in this paper **15075**

Qualifying Marks**

25.0	22.5	16.6
General	OBC (NCL)	SC/ST/PwD

Number of Candidates
Appeared in this paper **119873**

* Normalized marks for multi-session papers

** A candidate is considered qualified if the marks secured are greater than or equal to the qualifying marks mentioned in the relevant category for which a valid category certificate, if applicable, must be produced along with this scorecard.

Digital Fingerprint : 220fc6f1ff0bb3ca5633e23aa632be01

March 23, 2016

T. Bhattacharyya
Prof. Tirthankar Bhattacharyya

Organizing Chairperson GATE2016 on behalf of NCB-GATE, for MHRD

The GATE 2016 score is calculated using the formula

$$GATE\ Score = S_q + (S_t - S_q) \frac{(M - M_q)}{(\bar{M}_t - M_q)}$$

where,

M is the marks obtained by the candidate in the paper, mentioned on this scorecard in GATE 2016

M_q is the qualifying marks for general category candidate in the paper

\bar{M}_t is the mean of marks of top 0.1% or top 10 (whichever is larger) of the candidates who appeared in the paper (in case of multi-session papers including all sessions)

$S_q = 350$, is the score assigned to M_q

$S_t = 0$, is the score assigned to \bar{M}_t

In the GATE 2016 score formula, M_q is 25 marks (out of 100) or $\mu + \sigma$, whichever is greater. Here μ is the mean and σ is the standard deviation of marks of all the candidates who appeared in the paper.

Qualifying in GATE 2016 does not guarantee either an admission to a post-graduate program or a scholarship/assistantship. Admitting institutes may conduct further tests and interviews for final selection.

Codes for XE and XL Paper Sections (compulsory section and any other two sections) :

XE: Engineering Sciences

A-Engineering Mathematics (compulsory)

B-Fluid Mechanics

C-Material Science

D-Solid Mechanics

E-Thermodynamics

F-Polymer Science and Engineering

G-Food Technology

XL: Life Sciences

H-Chemistry (compulsory)

I-Biochemistry

J-Botany

K-Microbiology

L-Zoology

M-Food Technology

Graduate Aptitude Test in Engineering (GATE) 2016 was organized by the Indian Institute of Science on behalf of the National Coordination Board (NCB) for the Department of Higher Education, Ministry of Human Resource Development (MHRD), Government of India.

Authenticity of this scorecard can be verified at the GATE 2016 website <http://gate.iisc.ernet.in>



Scorecard
Number
JIMTT

GATE 2016 Scorecard

Graduate Aptitude Test in Engineering

Name

SOPPADANDI PRASANTH KUMAR

Registration Number

CE16S77018013

Examination Paper

Civil Engineering (CE)



Spram

(Candidate's Signature)

GATE Score **334**

Valid from March 23, 2016 to March 22, 2019

Mark out of 100* **23.52**

All India Rank in this paper **16098**

Qualifying Marks**

25.0

22.5

16.6

General

OBC (NCL)

SC/ST/PwD

Number of Candidates
Appeared in this paper

119873

* Normalized marks for multisession papers

** A candidate is considered qualified if the marks secured are greater than or equal to the qualifying marks mentioned in the relevant category for which a valid category certificate, if applicable, must be produced along with this scorecard.

Digital Fingerprint : e2bbc52bbda27ee942f338e14a224342

March 23, 2016

Prof. Tirthankar Bhattacharyya

Organizing Chairperson GATE2016 on behalf of NCB-GATE, for MHRD

The GATE 2016 score is calculated using the formula

$$GATE\ Score = S_q + (S_t - S_q) \frac{(M - M_q)}{(\bar{M}_t - M_q)}$$

where,

M is the marks obtained by the candidate in the paper, mentioned on this scorecard in GATE 2016

M_q is the qualifying marks for general category candidate in the paper

\bar{M}_t is the mean of marks of top 0.1% or top 10 (whichever is larger) of the candidates who appeared in the paper (in case of multi-session papers including all sessions)

$S_q = 350$, is the score assigned to M_q

$S_t = 0$, is the score assigned to \bar{M}_t

In the GATE 2016 score formula, M_q is 25 marks (out of 100) or $\mu + \sigma$, whichever is greater. Here μ is the mean and σ is the standard deviation of marks of all the candidates who appeared in the paper.

Qualifying in GATE 2016 does not guarantee either an admission to a post-graduate program or a scholarship/assistantship.

Admitting institutes may conduct further tests and interviews for final selection.

Codes for XE and XL Paper Sections (compulsory section and any other two sections) :

(E: Engineering Sciences

XL: Life Sciences

1-Engineering Mathematics (compulsory)

H-Chemistry (compulsory)

3-Fluid Mechanics

I-Biochemistry

2-Material Science

J-Botany

4-Solid Mechanics

K-Microbiology

5-Thermodynamics

L-Zoology

6-Polymer Science and Engineering

M-Food Technology

7-Food Technology

Graduate Aptitude Test in Engineering (GATE) 2016 was organized by the Indian Institute of Science on behalf of the National Coordination Board (NCB) for the Department of Higher Education, Ministry of Human Resource Development (MHRD), Government of India.

Authenticity of this scorecard can be verified at the GATE 2016 website <http://gate.iisc.ernet.in>

Candidate's Details

Board & Performance

Organizing Institute for GATE 2016: Indian Institute of Science



Graduate Aptitude Test in Engineering 2016

GATE Online Application Processing System (GOAPS)

Information Brochure

(https://drive.google.com/open?id=0B_BK2cdSq5RAQU1NN1ZiZklZEU)

Basic Features of GATE 2016

(http://www.gate.iisc.ernet.in/?page_id=532)

Important Dates

(<http://www.gate.iisc.ernet.in/>)

Eligibility

(http://www.gate.iisc.ernet.in/?page_id=130)

Welcome, Giddi Sree Lakshmi

GATE 2016 Result

Name

GIDDI SREE LAKSHMI

Registration Number

CE16S57017013

Gender

Female



Examination Paper

Civil Engineering (CE)

G. Sree Lakshmi

Marks out of 100[#]

0.99

Qualifying Marks^{**}

25.00

General

22.50

OBC (NCL)

16.00

SC/ST/PwD

[#] Normalized marks for multisession papers (CE, CS, EC, EE, ME)

^{**} A candidate is considered qualified if the marks secured are greater than or equal to the qualifying marks mentioned for the category for which a valid Category Certificate, if applicable, is produced along with this scorecard.

Note:

- The marks provided here are for information only.
- An electronic or paper copy of this document is not valid for admission.
- The official GATE 2016 Score Card can be downloaded from the GOAPS site between March 23, 2016 and May 29, 2016 by the qualified candidates only.
- For the papers CE, CS, EC, EE and ME, qualifying marks and score are based on "Normalized Marks".

View Response (<https://www.digialm.com:443//per/g01/pub/585/touchstone/AssessmentQPHTMLNonSecured//GAT>)



Graduate Aptitude Test in Engineering 2016

GATE Online Application Processing System (GOAPS)

Information Brochure
(https://drive.google.com/open?id=0B_BK2odSq5SRAQU1NN1ZIZIdIZEU)

Basic Features of GATE 2016
(http://www.gate.iisc.ernet.in/?page_id=532)

Important Dates
(<http://www.gate.iisc.ernet.in/>)

Eligibility
(http://www.gate.iisc.ernet.in/?page_id=130)

Welcome, Mude Pranithamai

GATE 2016 Result

Name

MUDE PRANITHAMAI



Registration Number

CE16S57020093

Gender

Female

Examination Paper

Civil Engineering (CE)

M. Pranithamai

Marks out of 100*

4.29

Qualifying Marks**

25.00

General

22.50

OBC (NCL)

16.60

SC/ST/PwD

* Normalized marks for multisession papers (CE, CS, EC, EE, ME)

** A candidate is considered qualified if the marks secured are greater than or equal to the qualifying marks mentioned for the category for which a valid Category Certificate, if applicable, is produced along with this scorecard.

Note:

- The marks provided here are for information only.
- An electronic or paper copy of this document is not valid for admission.
- The official GATE 2016 Score Card can be downloaded from the GOAPS site between March 23, 2016 and May 29, 2016 by the qualified candidates only.
- For the papers CE, CS, EC, EE and ME, qualifying marks and score are based on "Normalized Marks".

View Response (<https://www.digialm.com:443//per/g01/pub/585/touchstone/Assessment/QPHTMLNonSecured//GAT>)



Graduate Aptitude Test in Engineering 2016

GATE Online Application Processing System (GOAPS)

Information Brochure
(https://drive.google.com/open?id=0B_BK2cdSq5RAQU1NN1ZtZkdZEU)

Basic Features of GATE 2016
(http://www.gate.iisc.ernet.in/?page_id=532)

Important Dates
(<http://www.gate.iisc.ernet.in/>)

Eligibility
(http://www.gate.iisc.ernet.in/?page_id=130)

Welcome, Policherla Pushpalatha

GATE 2016 Result

Name

POLICHERLA PUSHPALATHA



Registration Number

CE16S77010093

Gender

Female

Examination Paper

Civil Engineering (CE)



Marks out of 100*

7.35

Qualifying Marks**

25.00

General

22.50

OBC (NCL)

16.60

SC/ST/PwD

* Normalized marks for multisection papers (CE, CS, EC, EE, ME)

** A candidate is considered qualified if the marks secured are greater than or equal to the qualifying marks mentioned for the category for which a valid Category Certificate, if applicable, is produced along with this scorecard.

Note:

- The marks provided here are for information only.
- An electronic or paper copy of this document is not valid for admission.
- The official GATE 2016 Score Card can be downloaded from the GOAPS site between March 23, 2016 and May 29, 2016 by the qualified candidates only.
- For the papers CE, CS, EC, EE and ME, qualifying marks and score are based on "Normalized Marks".

[View Response \(https://www.digialm.com:443//per/g01/pub/585/touchstone/AssessmentQPHTMLNonSecured//GAT\)](https://www.digialm.com:443//per/g01/pub/585/touchstone/AssessmentQPHTMLNonSecured//GAT)



Graduate Aptitude Test in Engineering 2016

GATE Online Application Processing System

(GOAPS)

Information Brochure

(https://drive.google.com/open?id=0B_K2odSg5RAQU1NH1Z2d4ZEU)

Basic Features of GATE 2016

(http://www.gate.iisc.ernet.in/?page_id=532)

Important Dates

(<http://www.gate.iisc.ernet.in/>)

Eligibility

(http://www.gate.iisc.ernet.in/?page_id=130)

Welcome, Meda Akhil

GATE 2016 Result

Name

MEDA AKHIL



Registration Number

CE16S57019045

Gender

Male

Examination Paper

Civil Engineering (CE)

N-1045

Marks out of 100*

6.94

Qualifying Marks**

25.00

22.50

16.00

General

OBC (NCL)

SC/ST/PwD

* Normalized marks for multisection papers (CE, CS, EC, EE, ME)

** A candidate is considered qualified if the marks secured are greater than or equal to the qualifying marks mentioned for the category for which a valid Category Certificate, if applicable, is produced along with the scorecard.

Note:

- The marks provided here are for information only.
- An electronic or paper copy of this document is not valid for admission.
- The official GATE 2016 Score Card can be downloaded from the GOAPS site between March 23, 2016 and May 29, 2016 by the qualified candidates only.
- For the papers CE, CS, EC, EE and ME, qualifying marks and score are based on "Normalized Marks".

View Response (https://www.digilab.com:443/parig01/pub/585/touchstone/AssessmentQPHTMLNonSecured/GATE16S/GATE16S057014549158448622110/CE16S57019045_GATE16S057019045.html)



Scorecard
Number
HUNB2

GATE 2016 Scorecard

Graduate Aptitude Test in Engineering



Name

SEELA LOKESH KUMAR

Registration Number

CE16S71004012

Examination Paper

Civil Engineering (CE)

G. Leela

(Candidate's Signature)

GATE Score **433**

Valid from March 23, 2016 to March 22, 2019

Mark out of 100* **32.61**

All India Rank in this paper **7974**

Qualifying Marks**

25.0

22.5

16.6

General

OBC (NCL)

SC/ST/PwD

Number of Candidates
Appeared in this paper

119873

* Normalized marks for multisession papers

** A candidate is considered qualified if the marks secured are greater than or equal to the qualifying marks mentioned in the relevant category for which a valid category certificate, if applicable, must be produced along with this scorecard.

Digital Fingerprint : c4b95226db5b691032265726601d8f8e

March 23, 2016

T. Bhattacharyya

Prof. Tirthankar Bhattacharyya

Organizing Chairperson GATE2016 on behalf of NCB-GATE, for MHRD

The GATE 2016 score is calculated using the formula

$$GATE\ Score = S_q + (S_t - S_q) \frac{(M - M_q)}{(\bar{M}_t - M_q)}$$

where,

M is the marks obtained by the candidate in the paper, mentioned on this scorecard in GATE 2016

M_q is the qualifying marks for general category candidate in the paper

\bar{M}_t is the mean of marks of top 0.1% or top 10 (whichever is larger) of the candidates who appeared in the paper (in case of multi-session papers including all sessions)

$S_q = 350$, is the score assigned to M_q

$S_t = 900$, is the score assigned to \bar{M}_t

In the GATE 2016 score formula, M_q is 25 marks (out of 100) or $\mu + \sigma$, whichever is greater. Here μ is the mean and σ is the standard deviation of marks of all the candidates who appeared in the paper.

Qualifying in GATE 2016 does not guarantee either an admission to a post-graduate program or a scholarship/assistantship. Admitting institutes may conduct further tests and interviews for final selection.

Codes for XE and XL Paper Sections (compulsory section and any other two sections) :

XE: Engineering Sciences

A-Engineering Mathematics (compulsory)

B-Fluid Mechanics

C-Material Science

D-Solid Mechanics

E-Thermodynamics

F-Polymer Science and Engineering

G-Food Technology

XL: Life Sciences

H-Chemistry (compulsory)

I-Biochemistry

J-Botany

K-Microbiology

L-Zoology

M-Food Technology

Graduate Aptitude Test in Engineering (GATE) 2016 was organized by the Indian Institute of Science on behalf of the National Coordination Board (NCB) for the Department of Higher Education, Ministry of Human Resource Development (MHRD), Government of India.

Authenticity of this scorecard can be verified at the GATE 2016 website <http://gate.iisc.ernet.in>

Sree Vidyanikethan Engineering College

Sree Sainath Nagar, A.Rangampet – 517102



Department of EEE

Students qualifying in Competitive Exams (2015-2016)

Roll No.	:	13125A0231	Name	:	SAKE RAJESWARI
----------	---	------------	------	---	----------------



1385

AP PGECET - 2016 RANK CARD :: JNT UNIVERSITY KAKINADA





Hall Ticket No. : 64060242	Community : ST
Candidate's Name : SAKE RAJESWARI	Date of Birth : 06-02-1995
Father's Name : SAKE VANNAPPA	
Test Paper : Electrical Engineering	
Marks Obtained : 35	
Rank : 1987	
Percentile : 46.7127	

WA
CONVENER
AP PGECET - 2016

Roll No.	:	12121A02E9	Name	:	SHAIK ASMA
----------	---	------------	------	---	------------

AP PGECET - 2016 RANK CARD :: JNT UNIVERSITY KAKINADA	
Hall Ticket No. : 54060029	Community : BC-E
Candidate's Name : SHAIK ASMA	Date of Birth : 14-06-1994
Father's Name : SHAIK MOHAMMED RASOOL	
Test Paper : Electrical Engineering	
Marks Obtained : 39	 Sk-Asma
Rank : 1067	
Percentile : 68.0524	
 CONVENER AP PGECET - 2016	

Roll No.	:	12121A02C2	Name	:	P RAJAKULAYAPPA
----------	---	------------	------	---	-----------------

Candidate's Details	 Scorecard Number X8556	GATE 2016 Scorecard Graduate Aptitude Test in Engineering		  (Candidate's Signature)						
		Name PARVATHAM RAJAKULLAYAPPA								
		Registration Number EE16S87018014								
		Examination Paper Electrical Engineering (EE)								
Candidate's Performance	GATE Score 652		Valid from March 23, 2016 to March 22, 2019							
	Mark out of 100* 51.57		All India Rank in this paper 1861							
	Qualifying Marks** <table border="1"> <tr> <td>25.1</td> <td>22.5</td> <td>16.7</td> </tr> <tr> <td>General</td> <td>OBC (NCL)</td> <td>SC/ST/PwD</td> </tr> </table>		25.1	22.5	16.7	General	OBC (NCL)	SC/ST/PwD	Number of Candidates Appeared in this paper 125859	
	25.1	22.5	16.7							
General	OBC (NCL)	SC/ST/PwD								
<small>* Normalized marks for multisession papers</small> <small>** A candidate is considered qualified if the marks secured are greater than or equal to the qualifying marks mentioned in the relevant category for which a valid category certificate, if applicable, must be produced along with this scorecard.</small> <small>Digital Fingerprint : a86af026c5190c8cb1768615a43b34d7</small>		March 23, 2016 Organizing Chairperson GATE2016 on behalf of NCB-GATE, for MHRD								
		 Prof. Tirthankar Bhattacharyya		Organizing Institute for GATE 2016 - Indian Institute of Science						

The GATE 2016 score is calculated using the formula

Roll No.	:	12121A0212	Name	:	B HARISH
----------	---	------------	------	---	----------

EEE-A



MAT-Score^(TM)

Management Aptitude Test

NAME:
HARISH

FORM NUMBER:
402195

GENDER: M

TEST MONTH & YEAR:
FEBRUARY 2016

DOB :
DEGREE:
CATEGORY:
WORK EXP IN
MONTHS:

ROLL NUMBER
504610067

06 May 1995
ENGINEERING
ST
NOT WORKING

SCALED SCORES

Language Comprehension	Percentile Below	Mathematical Skills	Percentile Below	Data Analysis & Sufficiency	Percentile Below	Intelligence & Critical Reasoning	Percentile Below	Composite Score	Percentile Below
50.82	51.86	55.56	78.58	51.33	60.57	54.57	64.88	604.5	71.4
Indian & Global Environment	Percentile Below	SCORE VALID UPTO: FEBRUARY 2017							
43.53	31.58								

Note:

- Please refer to the last two pages of the MAT Bulletin to interpret your score.
- Your score has already been advised to the institutes opted for by you.
- Individual MAT score card is being dispatched separately by post to your recorded address.
- You may download the score card for reference.

© AIMA

Roll No.	:	12121A02H1	Name	:	VANGIMALLA SIVATEJA REDDY
----------	---	------------	------	---	---------------------------

12121 H021


ETS GRE
VANGIMALLA, SIVATEJAREDDY

Examinee Score Report

Note: This report is not valid for transmission of scores to an institution.

Last (Family/Surname) Name, First (Given) Name, Middle Initial
Address: Flat no 22, RNR Avenue, KT Road
Tirupathi, 517501
Email Address: sivateja619@gmail.com
Phone Number: 09000582458
Date of Birth: 02/21/1995
Social Security Number (last 4 digits):
Gender: Male
Intended Graduate Major Code: 1299
Intended Graduate Major: Engineering — Electrical and Electronics - Electrical & Electronics Engineering — Other
Most Recent Test Date: 12/28/2015
Registration Number: 4845951
All dates are formatted as MM/DD/YYYY.
This score report includes all of your General Test and Subject Test scores earned from July 1, 2008 to the present. Only reported scores are available for display.

Print Date: 02/26/2016



General Test Scores

Test Date MM/DD/YYYY	Verbal Reasoning*				Quantitative Reasoning*				Analytical Writing	
	Prior Format Scaled Score	Estimated Current Score	Current Format Scaled Score	% Below	Prior Format Scaled Score	Estimated Current Score	Current Format Scaled Score	% Below	Score	% Below
12/28/2015			137	05			158	71	3.0	15

NS - No Score. Indicates that no questions were answered.
* The GRE Verbal Reasoning and Quantitative Reasoning score scales changed in August 2011. For tests taken August 2011 or later, scores are printed in the "Current Format" columns. For tests taken before August 2011, scores on the prior scales and the corresponding estimated scores on the current scales are printed in the "Prior Format" columns.

Subject Test Scores

Test Date	Test Name / Subscore Name	Scaled Score	% Below
-----------	---------------------------	--------------	---------

Score Recipient(s)

Your score reporting history is shown below. "Pending" indicates your scores are not yet available, or your order has not yet been processed.

Report Date	Institution (Code)	Department (Code)	Test Type	Test Date
Undergraduate Institution				
01/03/2016	U Texas Dallas (6897)	Management Information Systems (4303)	General Test	12/28/2015
01/03/2016	California St U Long Beach (4389)	Management Information Systems (4303)	General Test	12/28/2015
01/03/2016	Minnesota St U Mankato (6677)	Management Information Systems (4303)	General Test	12/28/2015
01/08/2016	U Texas Arlington (6013)	Management Information Systems (4303)	General Test	12/28/2015

* Undergraduate institution does not wish to receive scores.
Score recipient not validative

QUESTIONS ABOUT THIS GRE EXAMINEE SCORE REPORT

Information to help you interpret your GRE scores is available at www.ets.org/gre/supubs. If you have any questions concerning this GRE Report of Scores, call ETS at 1-800-771-7679 or 1-866-473-4373 (toll free for test takers in the U.S., U.S. Territories*, and Canada) between 9:00 a.m. and 7:45 p.m. EST or email gre-info@ets.org. For information about interpreting your scores, consult *Interpreting Your GRE Scores*, which is available at www.ets.org/gre/understand.
*Includes American Samoa, Guam, Puerto Rico, and U.S. Virgin Islands

SCORE REPORTING

Policies pertaining to score reporting and use are periodically reviewed and revised by the GRE Board. The policies and procedures explained in the 2013-14 *GRE Information and Registration Bulletin* are effective only for the time period of August 1, 2013 to June 30, 2014 and supersede previous policies and procedures in previous bulletins. GRE scores are reportable for five(5) years following the testing year (July 1 to June 30) in which you tested. Currently, GRE scores earned after July 1, 2008 are available.

PERCENTILE RANK (% BELOW)

The percentile ranks in this report indicate the percentage of examinees who scored below your score. Note that these percentile ranks may be different from those that applied when the scores were originally reported to you if the scores were earned prior to July 2013. This reflects annual updating of these data to permit admissions officers to compare scores, whenever earned, with those for a recent reference group.

RE TAKING A GRE TEST

You can take the GRE revised General Test once every 21 days, and up to five times within any continuous rolling 12-month period. This applies even if you canceled your scores on a test taken previously. You may take the paper-based GRE revised General Test and GRE Subject Tests as often as they are offered.
Note: This policy will be enforced even if a violation is not immediately identified (e.g., inconsistent registration information) and test scores have been reported. In such cases, the invalid scores will be canceled and score recipients will be notified of the cancellation. Test fees will be forfeited.

SCORES NOT REPORTED

"Scores Not Reported" is listed in the Report Date column of the Score Recipients section of your score report if one of three scenarios occurs:

- You requested scores to be sent to an undergraduate institution that does not receive scores.
- The code for the graduate institution you designated to receive scores is no longer active.
- Your reportable score record does not include scores for the requested test.

Note: This report is not valid for transmission of scores to an institution.

DSR/KL
-X

Roll No.	:	12121A02F1	Name	:	SHAIK IRFANA SHEREEN
----------	---	------------	------	---	----------------------

Consortium of Institutions of Higher Learning

IIIT Campus, Gachibowli, Hyderabad - 32, Phone: 040-23001970 Mobile: 7799834583, 7799834585



Master of Science in Information Technology
Entrance Test 2016::Stage II

CALL LETTER

Dear Mr. / Ms. SHAIK IRFANA SHEREEN,

Sub: MSIT 2016 Entrance Test - Stage II and Counseling

You have been short listed for MSIT Entrance Test - Stage II based on your score obtained in GAT/GRE(Stage I). You are requested to appear for the stage II(counseling and allotment of seats) at the venue on the date and time mentioned below.

Venue:

Eduquity Career Technologies Pvt Ltd,
403, 4th Floor, Myhome Sarovar Plaza,
Behind British Library, Adjacent to Medicity Hospital,
Secretariat Road, Hyderabad-63,Phone:040-23243010 ,Mobile No: 7799834583, 7799834585

Date and Time : 13/06/2016 , 9:00 AM

Hall Ticket/Reference Number : 161O05587

You are requested to bring a crossed demand draft for Rs. 20,000/- (Twenty Thousand only) towards preparatory course fee drawn in favor of "CIHL, Hyderabad" Payable at Hyderabad. The above collected amount would be the fee for Preparatory program if you are offered admission and is non refundable. Counseling is likely to extend late into the evening.

T. Suma
Dean,
CIHL, MSIT Division,
IIIT Hyderabad.

Following are the documents to be submitted during counseling session:

1. Originals of BTech Provisional/Degree, Semester wise mark sheets, consolidated memo and SSC/CBSE, Intermediate pass certificates. If they are in the college bring custodian certificate from the college.
2. Originals of GRE (if applicable).
3. Photocopies of all the above mentioned original certificates.
4. Counseling /Stage II letter (this letter), Qualification cum choice of learning center letter and Student Declaration form (page 2 and 3 of this document).
5. If Provisional certificate is not issued by the concerned university, bring course pass certificate(Page 4 of this document) from your college principal on the college letter head with duly signed and stamped.

Note:

In case final semester of qualifying exam (B.Tech / B.E. etc.,) results are awaited, conditional admission to the preparatory course will be given. Admission to the main programme is subject to passing of your qualifying exam and the preparatory course. Once admission is given to the preparatory course the fee paid is non refundable.

irfana.shereen@gmail.com



Scorecard
Number
ATU7T

GATE 2016 Scorecard

Graduate Aptitude Test in Engineering

Name

MANUR SANTHARAM SAI CHARAN

Registration Number

ME16S27019109

Examination Paper

Mechanical Engineering (ME)



M. S. Sai Charan

(Candidate's Signature)

GATE Score **455**

Mark out of 100* **39.99**

Qualifying Marks**

29.6	26.6	19.7
General	OBC (NCL)	SC/ST/PwD

Valid from March 23, 2016 to March 22, 2019

All India Rank in this paper **15096**

Number of Candidates
Appeared in this paper **197789**

* Normalized marks for Multisession papers

** Qualifying marks are indicated in the table below for general candidates in the qualifying marks indicated in the table below for which a valid category certificate, if applicable, must be produced along with the application

Digital Fingerprint: 12716490c37e4e507116828711a2a0c2

March 23, 2016

Prof. Tirumakar Bhattacharyya

Organizing Chairperson GATE2016 on behalf of NCB-GATE, for IITR

The GATE 2016 score is calculated using the formula

$$GATE\ Score = S_1 + (S_2 - S_3) \frac{(M - M_0)}{(\bar{M}_t - M_0)}$$

where,

M is the marks obtained by the candidate in the paper, mentioned on this scorecard in GATE 2016

M_0 is the qualifying marks for general category candidate in the paper

\bar{M}_t is the mean of marks of top 0.1% or top 10 (whichever is larger) of the candidates who appeared in the paper (in case of multi-session papers including all sessions)

$S_1 = 350$, is the score assigned to M_0

$S_2 = 900$, is the score assigned to \bar{M}_t

In the GATE 2016 score formula, \bar{M}_t is 25 marks (out of 100) or $\mu + \sigma$, whichever is greater. Here μ is the mean and σ is the standard deviation of marks of all the candidates who appeared in the paper.

Qualifying in GATE 2016 does not guarantee either an admission to a post-graduate program or a scholarship/assistantship. Admitting Institutes may conduct further tests and interviews for final selection.

Codes for XE and XL Paper Sections (compulsory section and any other two sections):

XE: Engineering Sciences

A-Engineering Mathematics (compulsory)

B-Fluid Mechanics

C-Material Science

D-Solid Mechanics

E-Thermodynamics

F-Polymer Science and Engineering

G-Food Technology

XL: Life Sciences

H-Chemistry (compulsory)

I-Biochemistry

J-Botany

K-Microbiology

L-Zoology

M-Food Technology

Graduate Aptitude Test in Engineering (GATE) 2016 was organized by the Indian Institute of Science on behalf of the National Coordination Board (NCB) for the Department of Higher Education, Ministry of Human Resource Development (MHRD), Government of India.

For more information, visit the website <http://gate.iitk.ac.in> or the GATE 2016 website <http://gate.iitk.ac.in>



Scorecard
Number
40J4B

GATE 2016 Scorecard

Graduate Aptitude Test in Engineering

Name

NOSSOM HANEEF

Registration Number

ME16S37017084

Examination Paper

Mechanical Engineering (ME)



N. Haneef

(Candidate's Signature)

GATE Score **615**

Valid from March 23, 2016 to March 22, 2019

Mark out of 100* **55.69**

All India Rank in this paper **5127**

Qualifying Marks**

29.6	26.6	19.7
General	OBC (NCL)	SC/ST/PwD

**Number of Candidates
Appeared in this paper** **197789**

* Normalized marks for multi-session papers

** A candidate is considered qualified if the marks received are greater than or equal to the qualifying marks mentioned in the relevant category for which a valid category certificate (if applicable, must be produced along with the answer sheet)

Digital Fingerprint: d2e44005348f15226ca9d41a09a8c8e4

March 23, 2016

Prof. Tirthankar Bhattacharyya

Organizing Chairperson GATE 2016 on behalf of NCB-GATE, for MHRD

Organizing Institute for GATE 2016: Indian Institute of Science

Candidate's Details

Qualifying Marks

The GATE 2016 score is calculated using the formula

$$GATE\ Score = S_2 + (S_1 - S_2) \frac{(M - M_q)}{(\bar{M}_t - M_q)}$$

where,

M is the marks obtained by the candidate in the paper, mentioned on this scorecard in GATE 2016

M_q is the qualifying marks for general category candidate in the paper

\bar{M}_t is the mean of marks of top 0.1% or top 10 (whichever is larger) of the candidates who appeared in the paper (in case of multi-session papers including all sessions)

$S_1 = 350$, is the score assigned to M_q

$S_2 = 900$, is the score assigned to \bar{M}_t

In the GATE 2016 score formula, \bar{M}_t is 25 marks (out of 100) or $\mu + \sigma$, whichever is greater. Here μ is the mean and σ is the standard deviation of marks of all the candidates who appeared in the paper.

Qualifying in GATE 2016 does not guarantee either an admission to a post-graduate program or a scholarship/assistantship. Admitting Institutes may conduct further tests and interviews for final selection.

Codes for XE and XL Paper Sections (compulsory section and any other two sections) :

XE: Engineering Sciences

A-Engineering Mathematics (compulsory)

B-Fluid Mechanics

C-Material Science

D-Solid Mechanics

E-Thermodynamics

F-Polymer Science and Engineering

G-Food Technology

XL: Life Sciences

H-Chemistry (compulsory)

I-Biochemistry

J-Botany


K-Microbiology

L-Zoology

M-Food Technology

Graduate Aptitude Test in Engineering (GATE) 2016 was organized by the Indian Institute of Science on behalf of the National Coordination Board (NCB) for the Department of Higher Education, Ministry of Human Resource Development (MHRD), Government of India.


Authenticity of this scorecard can be verified at the GATE 2016 website <http://gate.iisc.ernet.in>



Scorecard Number
FZNSB

GATE 2016 Scorecard

Graduate Aptitude Test in Engineering



Name
RACHAMALLA VIKRANTH

Registration Number
ME16S27019087

Examination Paper
Mechanical Engineering (ME)

R. Vikranth
(Candidate's Signature)

GATE Score 364

Mark out of 100* 31.01

Qualifying Marks**

29.6	26.6	19.7
General	OBC (NCL)	SC/ST/PwD

Valid from March 23, 2016 to March 22, 2019

All India Rank in this paper 25539

Number of Candidates Appeared in this paper 197789

* Normalized marks for multi-session papers

** A candidate is considered qualified if the marks secured are greater than or equal to the qualifying marks mentioned in the relevant category for which a valid category certificate, if applicable, must be produced along with this scorecard

Digital Fingerprint : 5039de69b53e6120b55a11ee5eb3c17b

T. Bhattacharyya
Prof. Tirthankar Bhattacharyya
Organizing Chairperson GATE2016 on behalf of NCB-GATE, for MHRD

Organizing Institute for GATE 2016: Indian Institute of Science

The GATE 2016 score is calculated using the formula

$$GATE\ Score = S_q + (S_t - S_q) \frac{(M - M_q)}{(\bar{M}_t - M_q)}$$

where,

M is the marks obtained by the candidate in the paper, mentioned on this scorecard in GATE 2016

M_q is the qualifying marks for general category candidate in the paper

\bar{M}_t is the mean of marks of top 0.1% or top 10 (whichever is larger) of the candidates who appeared in the paper (in case of multi-session papers including all sessions)

$S_q = 350$, is the score assigned to M_q

$S_t = 900$, is the score assigned to \bar{M}_t

In the GATE 2016 score formula, M_q is 25 marks (out of 100) or $\mu + \sigma$, whichever is greater. Here μ is the mean and σ is the standard deviation of marks of all the candidates who appeared in the paper.

Qualifying in GATE 2016 does not guarantee either an admission to a post-graduate program or a scholarship/assistantship. Admitting institutes may conduct further tests and interviews for final selection.

Codes for XE and XL Paper Sections (compulsory section and any other two sections) :

XE: Engineering Sciences

A-Engineering Mathematics (compulsory)

B-Fluid Mechanics

C-Material Science

D-Solid Mechanics

E-Thermodynamics

F-Polymer Science and Engineering

G-Food Technology

XL: Life Sciences

H-Chemistry (compulsory)

I-Biochemistry

J-Botany

K-Microbiology

L-Zoology

M-Food Technology

Graduate Aptitude Test in Engineering (GATE) 2016 was organized by the Indian Institute of Science on behalf of the National Coordination Board (NCB) for the Department of Higher Education, Ministry of Human Resource Development (MHRD), Government of India.

Authenticity of this scorecard can be verified at the GATE 2016 website <http://gate.iisc.ernet.in>



Scorecard
Number
AGN5B

GATE 2016 Scorecard

Graduate Aptitude Test in Engineering

Name

SHAIK IRFAN AHAMED

Registration Number

ME16S37003140

Examination Paper

Mechanical Engineering (ME)



(Candidate's Signature)

GATE Score **385**

Valid from March 23, 2016 to March 22, 2019

Mark out of 100* **33.09**

All India Rank in this paper **22757**

Qualifying Marks**

29.6	26.6	19.7
General	OBC (NCL)	SC/ST/PwD

**Number of Candidates
Appeared in this paper** **197789**

* Scorecard reflects the marks secured in papers.

** A candidate is considered qualified if the marks secured are greater than or equal to the qualifying marks mentioned in the relevant category for which a valid category certificate is available. It should also be produced along with the scorecard.

Digital Fingerprint: f6cee3c3189c69c1222585971ac958d6

March 23, 2016

Prof. Tirthankar Bhattacharyya

Organizing Chairperson GATE 2016 on behalf of NCB-GATE for MHRD

Organizing Institute for GATE 2016: Indian Institute of Science

The GATE 2016 score is calculated using the formula

$$GATE\ Score = S_q + (S_t - S_q) \frac{(M - M_q)}{(M_t - M_q)}$$

where,

M is the marks obtained by the candidate in the paper, mentioned on this scorecard in GATE 2016

M_q is the qualifying marks for general category candidate in the paper

M_t is the mean of marks of top 0.1% or top 10 (whichever is larger) of the candidates who appeared in the paper (in case of multi-session papers including all sessions)

$S_t = 350$, is the score assigned to M_t

$S_q = 900$, is the score assigned to M_q

In the GATE 2016 score formula, M_q is 25 marks (out of 100) or $\mu + \sigma$, whichever is greater. Here μ is the mean and σ is the standard deviation of marks of all the candidates who appeared in the paper.

Qualifying in GATE 2016 does not guarantee either an admission to a post-graduate program or a scholarship/assistantship. Admitting institutes may conduct further tests and interviews for final selection.

Codes for XE and XL Paper Sections (compulsory section and any other two sections) :

XE: Engineering Sciences

A-Engineering Mathematics (compulsory)

B-Fluid Mechanics

C-Material Science

D-Solid Mechanics

E-Thermodynamics

F-Polymer Science and Engineering

G-Food Technology

XL: Life Sciences

H-Chemistry (compulsory)

I-Biochemistry

J-Botany

K-Microbiology

L-Zoology

M-Food Technology

Graduate Aptitude Test in Engineering (GATE) 2016 was organized by the Indian Institute of Science on behalf of the National Coordination Board (NCB) for the Department of Higher Education, Ministry of Human Resource Development (MHRD), Government of India.

Authenticity of this scorecard can be verified at the GATE 2016 website <http://gate.iisc.ernet.in>

COMMON ADMISSION TEST (CAT) 2016 INDIAN INSTITUTES OF MANAGEMENT



CAT 2016 SCORE CARD

Name of the Candidate : GANDLURI KESAVARDHAN REDDY						 	
Candidate's Contact Details : 6/106-B 6th ward nallaguttapalli Town/City : bukkapatnam District : Anantapur State : ANDHRA PRADESH Email : g.vardhan254@gmail.com							
CAT Registration Number / User Id		Gender		Date of Birth			
6043147		Male		01/Dec/1995			
Category		PWD Status(*)		Date and Time of Test			
General		Yes		04-Dec-2016 09:00 AM - 12:00 PM			

Section		Section		Section		Total	
Verbal Ability & Reading Comprehension		Data Interpretation & Logical Reasoning		Quantitative Ability		Total	
Scaled Score	Percentile	Scaled Score	Percentile	Scaled Score	Percentile	Overall Scaled Score	Overall Percentile
11.95	25.40	10.26	55.72	18.25	69.95	40.46	45.44

Instructions:

1. Only candidates who have taken the Common Admission Test (CAT 2016) are entitled to receive the score card. Keep a print-out of this score card for your information pertaining to CAT 2016. You will not receive score card by email or by post.
2. The Overall Scaled Score is the sum of the scaled scores of the candidate in different components.
3. Percentile refers to percentage of candidates who receive score less than or equal to the score obtained by the candidate.
4. IIMs and Non-IIM member institutions independently decide how to use CAT 2016 scores on the basis of their own selection process. The scores are to be used only for selecting the candidates to their Post Graduate / Fellow Programme(s) in Management.
5. Detection of instances of incorrect information and process violation by a candidate at any stage will lead to disqualification of the candidate. Candidate's score will become null and void and he/she will not be allowed to appear for CAT in future. If such instances go undetected during the current selection process but are detected in subsequent years, such disqualification will take place with retrospective effect.
6. All queries regarding post-CAT 2016 selection process must be directed to respective IIMs. CAT Centre will not answer post-CAT related queries.
7. CAT 2016 score is valid only until 31st December 2017 and subject to meeting the minimum eligibility marks in the qualifying examination.
8. Toll free number 1-800-266-3549 will be available till 20th January, 2017 and webmail support cathelpdesk@iimcat.ac.in will be available till 31st March, 2017 respectively.

(*) Person With Disability.



TEST TAKER SCORE REPORT

Note: This report is not valid for transmission of scores to an institution.

AKHILA YARLAGADDA

Most Recent Test Date: August 4, 2016

Address: TIRUPATI, POOJITHA RESIDENCY, SHANTHI NAGAR, TIRUPATI, 517501
India

Registration Number: 5804419
Print Date: December 29, 2016

Email: YVSSR@AMARARAJA.CO.IN

Phone: 91-9703333096

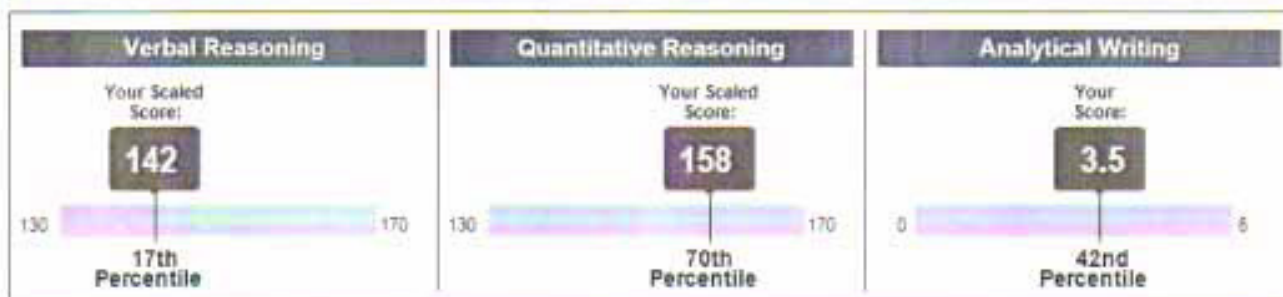
Date of Birth: October 1, 1995

Social Security Number (Last Four Digits):

Gender: Female

Intended Graduate Major: Mechanical Engineering (1502)

Your Scores for the General Test Taken on August 4, 2016



Your Test Score History

General Test Scores

Test Date	Verbal Reasoning		Quantitative Reasoning		Analytical Writing	
	Scaled Score	Percentile	Scaled Score	Percentile	Score	Percentile
August 4, 2016	142	17	158	70	3.5	42

Subject Test Scores

You do not have reportable test scores at this time.

Your Score Recipient(s)

Undergraduate Institution

Report Date	Institution (Code)	Department (Code)	Test Title	Test Date
September 2, 2016	AMERICAN U COMPLEMENTARY MED (6746)	CIVIL ENGINEERING (1102)	General Test	August 4, 2016
August 12, 2016	AMERICAN U COMPLEMENTARY MED (6746)	CIVIL ENGINEERING (1102)	General Test	August 4, 2016

Test Report Form

ACADEMIC

NOTE Admission to undergraduate and post graduate courses should be based on the ACADEMIC Reading and Writing Modules.
GENERAL TRAINING Reading and Writing Modules are **not** designed to test the full range of language skills required for academic purposes.
It is recommended that the candidate's language ability as indicated in this Test Report Form be re-assessed **after two years** from the date of the test.

Centre Number IN855

Date 08/OCT/2016

Candidate Number 168892

Candidate Details

Family Name MANGIRI

First Name PAVAN KUMAR

Candidate ID P3929255



Date of Birth 25/12/1995

Sex (M/F) M

Scheme Code Private Candidate

Country or Region of Origin

Country of Nationality INDIA

First Language TELUGU

Test Results

Listening

7.0

Reading

6.5

Writing

6.0

Speaking

6.0

Overall
Band
Score

6.5

CEFR
Level

B2

Administrator Comments

Centre stamp



Validation stamp



Administrator's
Signature

[Signature]

Date 20/10/2016

Test Report Form
Number

16IN168892MANP855A

**Government of Andhra Pradesh
Water Resources Department**

Office of the Engineer-in-Chief (Admin Wing)
Water Resources Department, Vijayawada

Proceedings No. R/ENC/A2/22052016/2017 Zone-IV/2017 PSC Dt:07-08-2017

Sub : Recruitment (Direct) - AEEs (Civil/Mechanical) in Water Resources Department - - APPSC Notification No.06/2016 dated 17.08.2016 & Corrigendum dt 07.10.2016 - Sr/Ms. **NOSSOM HANEEF(DoB: 20-05-1995)** - Zone-IV- Appointment orders - Issued - regarding

Ref : From the Secretary, Andhra Pradesh State Public Service Commission, Hyderabad Lr. No. 410/RS-20/2016, dated 22.06.2017

O_o_O

1. Under Rule 10(a) of the A.P. State & Subordinate Service Rules, 1996, **NOSSOM HANEEF(Date of Birth: 20-05-1995) Roster Point 21 (OC(GL) Community-OC selected in Zone: IV** by the APPSC (Direct Recruitment) in the Notification No. 06/2016, dated 17.08.2016 & Corrigendum dt 07.10.2016 in Branch Mechanical for appointment as Assistant Executive Engineer and allotted to Water Resources Department is temporarily appointed as Assistant Executive Engineer with effect from the date of joining, in the time of scale of pay Rs. 37100-1030-39160-1110-42490-1190-46060-1270-49870-1360-53950-1460-58330-1560-63010-1660-67990-1760-73270-1880-78910-2020-84970-2160-91450.

2. The appointment as ordered above, is purely temporary and liable to be terminated at any time without prior notice and without assigning any reasons thereof. The services will be regularized subject to the character and antecedents being found satisfactory on verification.

3. He/She should join duty within 30 days from the date of receipt of the appointment order, failing which, his/her appointment will get automatically cancelled. He/She is directed to submit the joining report in Form-B to the Nodal Officer, at the training centre.

4. He/She should produce all original certificates of qualification/ D.O.B. and Community Certificate to the officer, concerned, for verification at the time of joining duty i.e. while reporting at the training centre.

5. He/She is also informed that the selected candidate who desires to relinquish his/her claim for appointment should inform the decision to this office in the prescribed proforma enclosed within 15 days. The candidate, who relinquishes his/her claim, will have no right for the said appointment, in future, with reference to the above said selection.

//1//

8	Chandra Kiran Kumar Reddy Basireddy (D.O.B. 02.02.1995)	M.I. Section, Muddanur	M.I. Sub Division, Proddatur	M.I. Division, Kadapa
9	Raghu Kumar Yadav Koppala (D.O.B. 10.08.1994)	Ramapuram Section, Ramapuram	M.I. Sub Division, Rayachoti	M.I. Division, Kadapa
10	Siddeswari Mude (D.O.B. 20.07.1992)	—	—	Irrigation Circle Office, Kadapa
11	Haneef Noissam (D.O.B. 20.05.1995)	Section No.1, Galiveedu	Veligallu Project Sub Division No.1, Galiveedu	Veligallu Project Division, Kadapa
12	Hanuma Reddy Boggeti (D.O.B. 21.08.1988)	Section No.8, Dam Site, Annamayya Project	Annamayya Project Sub Division No.1, Dam site, Annamayya Project	Annamayya Project Division, kadapa

They are requested to join in the allotted places of after the successful completion of their Induction Training Programme.

Sd/- K. Gopal Reddy
Superintending Engineer, WRD,
Irrigation Circle, Kadapa.

To
The Assistant Executive Engineer's
concerned

//T.C.R//

Non Technical Personal Assistant



Scorecard
Number
ZNCXG

GATE 2016 Scorecard

Graduate Aptitude Test in Engineering

Name

B.GEETHEEKA SHERRONN

Registration Number

EC16S17021017

Examination Paper

Electronics and Communication Engineering (EC)



B. Geetheeka

(Candidate's Signature)

GATE Score **331**

Valid from March 23, 2016 to March 22, 2019

Mark out of 100* **23.53**

All India Rank in this paper **22793**

Qualifying Marks**

25.0	22.5	16.6
General	OBC (NCL)	SC/ST/PwD

**Number of Candidates
Appeared in this paper** **152318**

* Normalized marks for multisession papers

** A candidate is considered qualified if the marks secured are greater than or equal to the qualifying marks mentioned in the relevant category for which a valid category certificate, if applicable, must be produced along with this scorecard.

Digital Fingerprint : e4fba4dbd231b61674e40ffec34028e

March 23, 2016

T. Bhattacharyya

Prof. Tirthankar Bhattacharyya

Organizing Chairperson GATE2016 on behalf of NCB-GATE, for MHRD

Candidate's Details

Candidate's Performance

Organizing Institute for GATE 2016 : Indian Institute of Science

The GATE 2016 score is calculated using the formula

$$GATE\ Score = S_q + (S_t - S_q) \frac{(M - M_q)}{(\bar{M}_t - M_q)}$$

where,

M is the marks obtained by the candidate in the paper, mentioned on this scorecard in GATE 2016

M_q is the qualifying marks for general category candidate in the paper

\bar{M}_t is the mean of marks of top 0.1% or top 10 (whichever is larger) of the candidates who appeared in the paper (in case of multi-session papers including all sessions)

$S_q = 350$, is the score assigned to M_q

$S_t = 900$, is the score assigned to \bar{M}_t

In the GATE 2016 score formula, M_q is 25 marks (out of 100) or $\mu + \sigma$, whichever is greater. Here μ is the mean and σ is the standard deviation of marks of all the candidates who appeared in the paper.

Qualifying in GATE 2016 does not guarantee either an admission to a post-graduate program or a scholarship/assistantship. Admitting institutes may conduct further tests and interviews for final selection.

Codes for XE and XL Paper Sections (compulsory section and any other two sections) :

XE: Engineering Sciences

A-Engineering Mathematics (compulsory)

B-Fluid Mechanics

C-Material Science

D-Solid Mechanics

E-Thermodynamics

F-Polymer Science and Engineering

G-Food Technology

XL: Life Sciences

H-Chemistry (compulsory)

I-Biochemistry

J-Botany

K-Microbiology

L-Zoology

M-Food Technology

Graduate Aptitude Test in Engineering (GATE) 2016 was organized by the Indian Institute of Science on behalf of the National Coordination Board (NCB) for the Department of Higher Education, Ministry of Human Resource Development (MHRD), Government of India.

Authenticity of this scorecard can be verified at the GATE 2016 website <http://gate.iisc.ernet.in>

13125A0404
1633

Candidate's Details

Candidate's Performance



Scorecard
Number
8V6ZY

GATE 2016 Scorecard

Graduate Aptitude Test in Engineering

Name

CHOWDAM BHARATH KUMAR

Registration Number

EC16S47021064

Examination Paper

Electronics and Communication Engineering (EC)



Chowdam Bharath Kumar

(Candidate's Signature)

GATE Score **467**

Valid from March 23, 2016 to March 22, 2019

Mark out of 100* **34.15**

All India Rank in this paper **7382**

Qualifying Marks**

25.0	22.5	16.6
General	OBC (NCL)	SC/ST/PwD

**Number of Candidates
Appeared In this paper** **152318**

* Normalized marks for multi-session papers

** A candidate is considered qualified if the marks secured are greater than or equal to the qualifying marks mentioned in the relevant category for which a valid category certificate, if applicable, must be produced along with this scorecard

Digital Fingerprint : 3ccea6b3871ca6d67889657af7dfde2a

March 23, 2016

Prof. Tirumakar Bhattacharyya

Organizing Chairperson GATE2016 on behalf of NCB-GATE, for MHRD

Organizing Institute for GATE 2016 : Indian Institute of Science

The GATE 2016 score is calculated using the formula

$$GATE\ Score = S_q + (S_t - S_q) \frac{(M - M_q)}{(\bar{M}_t - M_q)}$$

where,

M is the marks obtained by the candidate in the paper, mentioned on this scorecard in GATE 2016

M_q is the qualifying marks for general category candidate in the paper

\bar{M}_t is the mean of marks of top 0.1% or top 10 (whichever is larger) of the candidates who appeared in the paper (in case of multi-session papers including all sessions)

$S_q = 350$, is the score assigned to M_q

$S_t = 900$, is the score assigned to \bar{M}_t

In the GATE 2016 score formula, M_q is 25 marks (out of 100) or $\mu + \sigma$, whichever is greater. Here μ is the mean and σ is the standard deviation of marks of all the candidates who appeared in the paper.

Qualifying in GATE 2016 does not guarantee either an admission to a post-graduate program or a scholarship/assistantship. Admitting institutes may conduct further tests and interviews for final selection.

Codes for XE and XL Paper Sections (compulsory section and any other two sections) :

XE: Engineering Sciences

A-Engineering Mathematics (compulsory)

B-Fluid Mechanics

C-Material Science

D-Solid Mechanics

E-Thermodynamics

F-Polymer Science and Engineering

G-Food Technology

XL: Life Sciences

H-Chemistry (compulsory)

I-Biochemistry

J-Botany

K-Microbiology



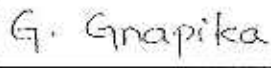
L-Zoology

M-Food Technology

Graduate Aptitude Test in Engineering (GATE) 2016 was organized by the Indian Institute of Science on behalf of the National Coordination Board (NCB) for the Department of Higher Education, Ministry of Human Resource Development (MHRD), Government of India

12121A0424

1611

Candidate's Details	 Scorecard Number NDTN5	GATE 2016 Scorecard Graduate Aptitude Test in Engineering		  (Candidate's Signature)
		Name		
		Registration Number		
		Examination Paper		
		G GNAPIKA EC16S37018091 Electronics and Communication Engineering (EC)		
Candidate's Performance	GATE Score		388	Valid from March 23, 2016 to March 22, 2019
	Mark out of 100*		27.97	All India Rank in this paper
	Qualifying Marks**		25.0 (General) 22.5 (OBC (NCL)) 16.6 (SC/ST/PwD)	Number of Candidates Appeared in this paper
				14061 152318
<p>* Normalized marks for multi-session papers</p> <p>** A candidate is considered qualified if the marks secured are greater than or equal to the qualifying marks mentioned in the relevant category for which a valid category certificate, if applicable, must be produced along with this scorecard.</p> <p>Digital Fingerprint : 4f909f8cc840cd9bca6c2597c6c2eda</p> <p>March 23, 2016 Prof. Tirthankar Bhattacharyya Organizing Chairperson GATE2016 on behalf of NCB-GATE, for MHRD</p>				

Organizing Institute for GATE 2016: Indian Institute of Science

The GATE 2016 score is calculated using the formula

$$GATE\ Score = S_q + (S_t - S_q) \frac{(M - M_q)}{(\bar{M}_t - M_q)}$$

where,

M is the marks obtained by the candidate in the paper, mentioned on this scorecard in GATE 2016

M_q is the qualifying marks for general category candidate in the paper

\bar{M}_t is the mean of marks of top 0.1% or top 10 (whichever is larger) of the candidates who appeared in the paper (in case of multi-session papers including all sessions)

$S_q = 350$, is the score assigned to M_q

$S_t = 900$, is the score assigned to \bar{M}_t

In the GATE 2016 score formula, M_q is 25 marks (out of 100) or $\mu + \sigma$, whichever is greater. Here μ is the mean and σ is the standard deviation of marks of all the candidates who appeared in the paper.

Qualifying in GATE 2016 does not guarantee either an admission to a post-graduate program or a scholarship/assistantship. Admitting Institutes may conduct further tests and interviews for final selection.

Codes for XE and XL Paper Sections (compulsory section and any other two sections) :

XE: Engineering Sciences

A-Engineering Mathematics (compulsory)

B-Fluid Mechanics

C-Material Science

D-Solid Mechanics

E-Thermodynamics

F-Polymer Science and Engineering

G-Food Technology

XL: Life Sciences

H-Chemistry (compulsory)

I-Biochemistry

J-Botany



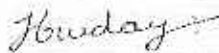
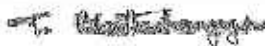
K-Microbiology

L-Zoology

M-Food Technology

Graduate Aptitude Test in Engineering (GATE) 2016 was organized by the Indian Institute of Science on behalf of the National Coordination Board (NCB) for the Department of Higher Education, Ministry of Human Resource Development (MHRD), Government of India.

Authenticity of this scorecard can be verified through GATE 2016 website <http://gate.iisc.ernet.in>

Candidate's Details	 Scorecard Number ZP2JM	GATE 2016 Scorecard Graduate Aptitude Test in Engineering		  (Candidate's Signature)		
		Name HRUDAY LANKIPALLI				
		Registration Number EC16S37018106				
		Examination Paper Electronics and Communication Engineering (EC)				
Candidate's Performance	GATE Score 429		Valid from March 23, 2016 to March 22, 2019			
	Mark out of 100* 31.19		All India Rank in this paper 10023			
	Qualifying Marks** <table border="1"> <tr> <td>25.0 General</td> <td>22.5 OBC (NCL)</td> <td>16.6 SC/ST/PwD</td> </tr> </table>		25.0 General	22.5 OBC (NCL)	16.6 SC/ST/PwD	Number of Candidates Appeared In this paper 152318
25.0 General	22.5 OBC (NCL)	16.6 SC/ST/PwD				
<p>* Normalized marks for multi-session papers</p> <p>** A candidate is considered qualified if the marks secured are greater than or equal to the qualifying marks mentioned in the relevant category for which a valid category certificate, if applicable, must be produced along with this scorecard.</p> <p>Digital Fingerprint : 23e95b06d860540d86552ce378161170</p> <p style="text-align: right;">  March 23, 2016 Prof. Tirthankar Bhattacharyya Organizing Chairperson GATE2016 on behalf of NCB-GATE, for MHRD </p>						

The GATE 2016 score is calculated using the formula

$$GATE\ Score = S_q + (S_t - S_q) \frac{(M - M_q)}{(\bar{M}_t - M_q)}$$

where,

M is the marks obtained by the candidate in the paper, mentioned on this scorecard in GATE 2016

M_q is the qualifying marks for general category candidate in the paper

\bar{M}_t is the mean of marks of top 0.1% or top 10 (whichever is larger) of the candidates who appeared in the paper (in case of multi-session papers including all sessions)

$S_q = 350$, is the score assigned to M_q

$S_t = 900$, is the score assigned to \bar{M}_t

In the GATE 2016 score formula, M_q is 25 marks (out of 100) or $\mu + \sigma$, whichever is greater. Here μ is the mean and σ is the standard deviation of marks of all the candidates who appeared in the paper.

Qualifying in GATE 2016 does not guarantee either an admission to a post-graduate program or a scholarship/assistantship. Admitting institutes may conduct further tests and interviews for final selection.

Codes for XE and XL Paper Sections (compulsory section and any other two sections) :

XE: Engineering Sciences

A-Engineering Mathematics (compulsory)

B-Fluid Mechanics

C-Material Science

D-Solid Mechanics

E-Thermodynamics

F-Polymer Science and Engineering

G-Food Technology

XL: Life Sciences

H-Chemistry (compulsory)

I-Biochemistry

J-Botany




K-Microbiology

L-Zoology

M-Food Technology

Graduate Aptitude Test in Engineering (GATE) 2016 was organized by the Indian Institute of Science on behalf of the National Coordination Board (NCB) for the Department of Higher Education, Ministry of Human Resource Development (MHRD), Government of India.

Authenticity of this scorecard can be verified at the GATE 2016 website <http://gate.iisc.ernet.in>

Candidate's Details	 Scorecard Number WCEU1	GATE 2016 Scorecard Graduate Aptitude Test in Engineering		 K. Chetana Valli (Candidate's Signature)
		Name		
		KUDUMALA CHETANA VALLI		
		Registration Number		
EC16S47017126		Examination Paper		
Electronics and Communication Engineering (EC)				
Bounds Candidate's Performance	GATE Score		Valid from March 23, 2016 to March 22, 2019	
	393			
	Mark out of 100*		All India Rank in this paper	
	28.35		13430	
Qualifying Marks**		Number of Candidates Appeared in this paper		
25.0 22.5 16.6		152318		
General OBC (NCL) SC/ST/PwD				
* Normalized marks for multisession papers. ** A candidate is considered qualified if the marks secured are greater than or equal to the qualifying marks mentioned in the relevant category for which a valid category certificate, if applicable, must be produced along with this scorecard. Digital Fingerprint : e0d2015177ca45bca513a754b12c0824				
		March 23, 2016 Organizing Chairperson GATE2016 on behalf of NCB-GATE, for MHRD		 Prof. Tirthankar Bhattacharyya

The GATE 2016 score is calculated using the formula

$$GATE\ Score = S_q + (S_c - S_q) \frac{(M - M_q)}{(\bar{M}_c - M_q)}$$

where,

M is the marks obtained by the candidate in the paper, mentioned on this scorecard in GATE 2016

M_q is the qualifying marks for general category candidate in the paper

\bar{M}_c is the mean of marks of top 0.1% or top 10 (whichever is larger) of the candidates who appeared in the paper (in case of multi-session papers including all sessions)

$S_q = 350$, is the score assigned to M_q

$S_c = 900$, is the score assigned to \bar{M}_c

In the GATE 2016 score formula, M_q is 25 marks (out of 100) or $\mu + \sigma$, whichever is greater. Here μ is the mean and σ is the standard deviation of marks of all the candidates who appeared in the paper.

Qualifying in GATE 2016 does not guarantee either an admission to a post-graduate program or a scholarship/assistantship. Admitting institutes may conduct further tests and interviews for final selection.

Codes for XE and XL Paper Sections (compulsory section and any other two sections) :

XE: Engineering Sciences

A-Engineering Mathematics (compulsory)

B-Fluid Mechanics

C-Material Science

D-Solid Mechanics

E-Thermodynamics

F-Polymer Science and Engineering

G-Food Technology

XL: Life Sciences

H-Chemistry (compulsory)

I-Biochemistry

J-Botany

K-Microbiology

L-Zoology

M-Food Technology

Graduate Aptitude Test in Engineering (GATE) 2016 was organized by the Indian Institute of Science on behalf of the National Coordination Board (NCB) for the Department of Higher Education, Ministry of Human Resource Development (MHRD), Government of India.

Authenticity of this scorecard can be verified at the GATE 2016 website <http://gate.iitb.ac.in>



Graduate Aptitude Test in Engineering 2016

GATE Online Application Processing System

(GOAPS)

Information Brochure

(https://drive.google.com/open?id=0B_BK2otSq5RAQU1NN1ZLdIZEU)

Welcome, K Kokila

Basic Features of GATE

2016

(http://www.gate.iisc.ernet.in/?page_id=532)

Important Dates

(<http://www.gate.iisc.ernet.in/>)

Eligibility

(http://www.gate.iisc.ernet.in/?page_id=130)

GATE 2016 Result

Name

K KOKILA



Registration Number

EC16S47018125

Gender

Female

Examination Paper

Electronics and Communication Engineering (EC)

K - kokila

Marks out of 100^a

27.43

All India Rank in this paper

14964

Qualifying Marks^{a*}

25.00

22.50

General

OBC (NCL)

16.60

SC/ST/PwD

GATE Score

381

^a Normalized marks for multi-session papers (CE, CS, EC, EE, ME)

^{a*} A candidate is considered qualified if the marks secured are greater than or equal to the qualifying marks mentioned for the category for which a valid Category Certificate, if applicable, is produced along with this scorecard.

Note:

- The marks and score provided here are for information only.
- An electronic or paper copy of this document is not valid for admission.
- The official GATE 2016 Score Card can be downloaded from the GOAPS site between March 23, 2016 and May 29, 2016 by the qualified candidates only.
- For the papers CE, CS, EC, EE and ME, qualifying marks and score are based on "Normalized Marks".



Scorecard
Number
BTTUX

GATE 2016 Scorecard

Graduate Aptitude Test in Engineering

Name

KONETI PAVAN KUMAR

Registration Number

EC16S47020220

Examination Paper

Electronics and Communication Engineering (EC)



K. Pavan Kumar

(Candidate's Signature)

GATE Score

362

Valid from March 23, 2016 to March 22, 2019

Mark out of 100*

25.9

All India Rank in this paper

17561

Qualifying Marks**

25.0

22.5

16.6

General

OBC (NCL)

SC/ST/PwD

Number of Candidates
Appeared in this paper

152318

* Normalized marks for multi-session papers

** A candidate is considered qualified if the marks secured are greater than or equal to the qualifying marks mentioned in the relevant category for which a valid category certificate, if applicable, must be produced along with this scorecard.

Digital Fingerprint : dcbef76fbc75a326f369fcadc792caa1

March 23, 2016

T. Bhattacharyya

Prof. Tirthankar Bhattacharyya

Organizing Chairperson GATE2016 on behalf of NCB-GATE, for MHRD

Candidate's Details

Candidate's Performance

Organizing Institute for GATE 2016 : Indian Institute of Science

The GATE 2016 score is calculated using the formula

$$GATE\ Score = S_q + (S_t - S_q) \frac{(M - M_q)}{(\bar{M}_t - M_q)}$$

where,

M is the marks obtained by the candidate in the paper, mentioned on this scorecard in GATE 2016

M_q is the qualifying marks for general category candidate in the paper

\bar{M}_t is the mean of marks of top 0.1% or top 10 (whichever is larger) of the candidates who appeared in the paper (in case of multi-session papers including all sessions)

350, is the score assigned to M_q

$S_t = 900$, is the score assigned to \bar{M}_t

In the GATE 2016 score formula, M_q is 25 marks (out of 100) or $\mu + \sigma$, whichever is greater. Here μ is the mean and σ is the standard deviation of marks of all the candidates who appeared in the paper.

Qualifying in GATE 2016 does not guarantee either an admission to a post-graduate program or a scholarship/assistantship.

Admitting institutes may conduct further tests and interviews for final selection.

Codes for XE and XL Paper Sections (compulsory section and any other two sections) :

XE: Engineering Sciences

A-Engineering Mathematics (compulsory)

B-Fluid Mechanics

C-Material Science

D-Solid Mechanics

E-Thermodynamics

F-Polymer Science and Engineering

G-Food Technology

XL: Life Sciences

H-Chemistry (compulsory)

I-Biochemistry

J-Botany

K-Microbiology

L-Zoology

M-Food Technology

Graduate Aptitude Test in Engineering (GATE) 2016 was organized by the Indian Institute of Science on behalf of the National Coordination Board (NCB) for the Department of Higher Education, Ministry of Human Resource Development (MHRD), Government of India.

Authenticity of this scorecard can be verified at the GATE 2016 website <http://gate.iisc.ernet.in>



Scorecard
Number
16DNO

GATE 2016 Scorecard

Graduate Aptitude Test in Engineering

Name

MANDAPAM HEMANTH

Registration Number

EC16S37018057

Examination Paper

Electronics and Communication Engineering (EC)



M. Hemanth

(Candidate's Signature)

GATE Score **351**

Valid from March 23, 2016 to March 22, 2019

Mark out of 100* **25.11**

All India Rank in this paper **19113**

Qualifying Marks**

25.0	22.5	16.6
General	OBC (NCL)	SC/ST/PwD

Number of Candidates
Appeared in this paper **152318**

* Normalized marks for multi-session papers

** A candidate is considered qualified if the marks secured are greater than or equal to the qualifying marks mentioned in the relevant category for which a valid category certificate, if applicable, must be produced along with this scorecard.

Digital Fingerprint : 937fb3692430d9cbacc67aababb2fe1f

March 23, 2016

Prof. Tirthankar Bhatlacharyya

Organizing Chairperson GATE2016 on behalf of NCB-GATE, for MHRD

Organizing Institute for GATE 2016 : Indian Institute of Science

The GATE 2016 score is calculated using the formula

$$GATE\ Score = S_q + (S_t - S_q) \frac{(M - M_q)}{(\bar{M}_t - M_q)}$$

where,

M is the marks obtained by the candidate in the paper, mentioned on this scorecard in GATE 2016

M_q is the qualifying marks for general category candidate in the paper

\bar{M}_t is the mean of marks of top 0.1% or top 10 (whichever is larger) of the candidates who appeared in the paper (in case of multi-session papers including all sessions)

$S_q = 350$, is the score assigned to M_q

$S_t = 900$, is the score assigned to \bar{M}_t

In the GATE 2016 score formula, M_q is 25 marks (out of 100) or $\mu + \sigma$, whichever is greater. Here μ is the mean and σ is the standard deviation of marks of all the candidates who appeared in the paper.

Qualifying in GATE 2016 does not guarantee either an admission to a post-graduate program or a scholarship/assistantship. Admitting institutes may conduct further tests and interviews for final selection.

Codes for XE and XL Paper Sections (compulsory section and any other two sections) :

XE: Engineering Sciences

A-Engineering Mathematics (compulsory)

B-Fluid Mechanics

C-Material Science

D-Solid Mechanics

E-Thermodynamics

F-Polymer Science and Engineering

G-Food Technology

XL: Life Sciences

H-Chemistry (compulsory)

I-Biochemistry

J-Botany

K-Microbiology


L-Zoology

M-Food Technology

Graduate Aptitude Test in Engineering (GATE) 2016 was organized by the Indian Institute of Science on behalf of the National Coordination Board (NCB) for the Department of Higher Education, Ministry of Human Resource Development (MHRD), Government of India.

Authenticity of this scorecard can be verified at the GATE 2016 website <http://gate.iisc.ernet.in>


12121A0445 1608



Scorecard
Number
JZHNB

GATE 2016 Scorecard

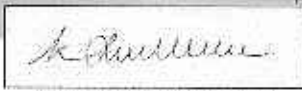
Graduate Aptitude Test in Engineering



Name
SUNIL KUMAR K

Registration Number
EC16S17017007

Examination Paper
Electronics and Communication Engineering (EC)



(Candidate's Signature)

GATE Score **322**

Mark out of 100* **22.8**

Qualifying Marks**

25.0	22.5	16.6
General	OBC (NCL)	SC/ST/PwD

Valid from March 23, 2016 to March 22, 2019

All India Rank in this paper **24897**

Number of Candidates Appeared in this paper **152318**

* Normalized marks for multi-session papers.

** A candidate is considered qualified if the marks secured are greater than or equal to the qualifying marks mentioned in the relevant category for which a valid category certificate, if applicable, must be produced along with this scorecard.

Digital Fingerprint : 734231bdau7d02a47d6a50a051f0f3a1

T. Bhattacharyya

March 23, 2016 Prof. Tirthankar Bhattacharyya

Organizing Chairperson GATE2016 on behalf of NCB-GATE, for MHRD

The GATE 2016 score is calculated using the formula

$$GATE\ Score = S_q + (S_t - S_q) \frac{(M - M_q)}{(\bar{M}_t - M_q)}$$

where,

- M is the marks obtained by the candidate in the paper, mentioned on this scorecard in GATE 2016
- M_q is the qualifying marks for general category candidate in the paper
- \bar{M}_t is the mean of marks of top 0.1% or top 10 (whichever is larger) of the candidates who appeared in the paper (in case of multi-session papers including all sessions)
- $S_q = 350$, is the score assigned to M_q
- $S_t = 900$, is the score assigned to \bar{M}_t

In the GATE 2016 score formula, M_q is 25 marks (out of 100) or $\mu + \sigma$, whichever is greater. Here μ is the mean and σ is the standard deviation of marks of all the candidates who appeared in the paper.



Qualifying in GATE 2016 does not guarantee either an admission to a post-graduate program or a scholarship/assistantship. Admitting institutes may conduct further tests and interviews for final selection.

Codes for XE and XL Paper Sections (compulsory section and any other two sections) :

- | | |
|---|--|
| XE: Engineering Sciences
A-Engineering Mathematics (compulsory)
B-Fluid Mechanics
C-Material Science
D-Solid Mechanics
E-Thermodynamics
F-Polymer Science and Engineering
G-Food Technology | XL: Life Sciences
H-Chemistry (compulsory)
I-Biochemistry
J-Botany
K-Microbiology
L-Zoology
M-Food Technology |
|---|--|

12121A04B46

1634

Candidate's Details		GATE 2016 Scorecard			Organizing Institute for GATE 2016 : Indian Institute of Science
	Scorecard Number VQD40	Name VELPUCHARLA HARSHA VARDHAN			
		Registration Number EC16S47020156			
	Examination Paper Electronics and Communication Engineering (EC)				
Candidate's Performance	GATE Score 397		Valid from March 23, 2016 to March 22, 2019		
	Mark out of 100* 28.65		All India Rank in this paper 13285		
	Qualifying Marks** 25.0 22.5 16.6 General OBC (NCL) SC/ST/PwD		Number of Candidates Appeared in this paper 152318		
<p>* Normalized marks for multi-session papers.</p> <p>** A candidate is considered qualified if the marks secured are greater than or equal to the qualifying marks mentioned in the relevant category for which a valid category certificate, if applicable, must be produced along with this scorecard.</p> <p>Digital Fingerprint : e8116753d92bd9292272bcd1addfadbe</p> <p>March 23, 2016 Prof. Tirthankar Bhattacharyya Organizing Chairperson GATE2016 on behalf of NCB-GATE, for IITRD</p>					

The GATE 2016 score is calculated using the formula

$$GATE\ Score = S_q + (S_r - S_q) \frac{(M - M_q)}{(M_t - M_q)}$$

where,

M is the marks obtained by the candidate in the paper, mentioned on this scorecard in GATE 2016

M_q is the qualifying marks for general category candidate in the paper

M_t is the mean of marks of top 0.1% or top 10 (whichever is larger) of the candidates who appeared in the paper (in case of multi-session papers including all sessions)

$S_q = 350$, is the score assigned to M_q

$S_r = 900$, is the score assigned to M_t

In the GATE 2016 score formula, M_q is 25 marks (out of 100) or $\mu + \sigma$, whichever is greater. Here μ is the mean and σ is the standard deviation of marks of all the candidates who appeared in the paper.

Qualifying in GATE 2016 does not guarantee either an admission to a post-graduate program or a scholarship/assistantship. Admitting institutes may conduct further tests and interviews for final selection.

Codes for XE and XL Paper Sections (compulsory section and any other two sections) :

XE: Engineering Sciences

A-Engineering Mathematics (compulsory)

B-Fluid Mechanics

C-Material Science

D-Solid Mechanics

E-Thermodynamics

F-Polymer Science and Engineering

G-Food Technology

XL: Life Sciences

H-Chemistry (compulsory)

I-Biochemistry

J-Botany

K-Microbiology

L-Zoology

M-Food Technology

COMMON ADMISSION TEST (CAT)-2015 INDIAN INSTITUTES OF MANAGEMENT



CAT 2015 SCORE CARD



Name of the Candidate	CAT Registration Number / User Id	Gender	Date of Birth
HRUDAY LANKIPALLI	5098992	Male	02/Jun/1995
Candidate's Contact Details and Email Id	Category	PWD/DA Status(*)	Date and Time of Test
108 VENKATSAI RESIDENCY D.R.MAHAL RAOD TIRUPATI District: Others State: ANDHRA PRADESH Email: hruday2hruday@gmail.com	General	No	29/Nov/2015 02:30 PM - 05:30 PM

Section - 1		Section - 2		Section - 3		Total	
Verbal Ability & Reading Comprehension		Data Interpretation & Logical Reasoning		Quantitative Ability			
Scaled Score	Percentile	Scaled Score	Percentile	Scaled Score	Percentile	Overall Scaled Score	Overall Percentile
32.32	60.23	14.32	52.86	43.13	91.29	89.77	75.4

Instructions:

- Only candidates who have taken the Common Admission Test (CAT 2015) are entitled to receive the score card. Keep a print-out of this score card for your information pertaining to CAT 2015. You will not receive score card by email or by post.
- The Overall Scaled Score is the sum of the scaled scores of the candidate in different components.
- Percentile refers to percentage of candidates who receive score less than or equal to the score obtained by the candidate.
- IIMs and Non-IIM member institutions independently decide how to use CAT 2015 scores on the basis of their own selection process. The scores are to be used only for selecting the candidates to their Post Graduate / Fellow Programme(s) in Management.
- Detection of instances of incorrect information and process violation by a candidate at any stage will lead to disqualification of the candidate. Candidate's score will become null and void and he/she will not be allowed to appear for CAT in future. If such instances go undetected during the current selection process but are detected in subsequent years, such disqualification will take place with retrospective effect.
- All queries regarding post-CAT 2015 selection process must be directed to respective IIMs. CAT Centre will not answer post-CAT related queries.
- CAT 2015 score is valid only until 31st December 2016 and subject to meeting the minimum eligibility marks in the qualifying examination.
- Toll free number 1800-266-0207 will be available till 20th January, 2016 and the webmail support cathelpdesk@iimcat.ac.in will be available till 31st March, 2016 respectively.

(*) Person with disability/ Differently Abled Candidates.

Batch No: 1630
12121A04B2

COMMON ADMISSION TEST (CAT)-2015 INDIAN INSTITUTES OF MANAGEMENT



CAT 2015 SCORE CARD



V. M. Rupesh

Name of the Candidate	CAT Registration Number / User Id	Gender	Date of Birth
RUPESH VM	5256016	Male	27/Sep/2000
Candidate's Contact Details and Email Id	Category	PWD/DA Status(*)	Date and Time of Test
5-47 ARUNDATHIPURAM PUDIPATLA POST TIRUPATHI	SC	No	29/Nov/2015
District: Others State: ANDHRA PRADESH			9:00 AM - 12:00 Noon
Email: varanasimanirupesh27@gmail.com			

Section - 1		Section - 2		Section - 3		Total	
Verbal Ability & Reading Comprehension		Data Interpretation & Logical Reasoning		Quantitative Ability			
Scaled Score	Percentile	Scaled Score	Percentile	Scaled Score	Percentile	Overall Scaled Score	Overall Percentile
26.37	48.96	12.97	48.45	19.24	64.59	58.58	53.12

Instructions:

- Only candidates who have taken the Common Admission Test (CAT 2015) are entitled to receive the score card. Keep a print-out of this score card for your information pertaining to CAT 2015. You will not receive score card by email or by post.
- The Overall Scaled Score is the sum of the scaled scores of the candidate in different components.
- Percentile refers to percentage of candidates who receive score less than or equal to the score obtained by the candidate.
- IIMs and Non-IIM member institutions independently decide how to use CAT 2015 scores on the basis of their own selection process. The scores are to be used only for selecting the candidates to their Post Graduate / Fellow Programme(s) in Management.
- Detection of instances of incorrect information and process violation by a candidate at any stage will lead to disqualification of the candidate. Candidate's score will become null and void and he/she will not be allowed to appear for CAT in future. If such instances go undetected during the current selection process but are detected in subsequent years, such disqualification will take place with retrospective effect.
- All queries regarding post-CAT 2015 selection process must be directed to respective IIMs. CAT Centre will not answer post-CAT related queries.
- CAT 2015 score is valid only until 31st December 2016 and subject to meeting the minimum eligibility marks in the qualifying examination.
- Toll free number 1800-266-0207 will be available till 20th January, 2016 and the webmail support cathelpdesk@iimcat.ac.in will be available till 31st March, 2016 respectively.

(*) Person with disability/ Differently Abled Candidates.



MADDURU, ROHITHKUMAR

Examinee Score Report

Note: This report is not valid for transmission of scores to an institution.

Last (Family Name), First (Given) Name, Middle Initial

Address: 220 upstairs,
Vijaya Lakshmi Street
Tirupathi, 517501

Email Address: rohithson@yahoo.com

Phone Number: 9700358185

Date of Birth: 01/24/1995

Social Security Number (last 4 digits):

Gender: Male

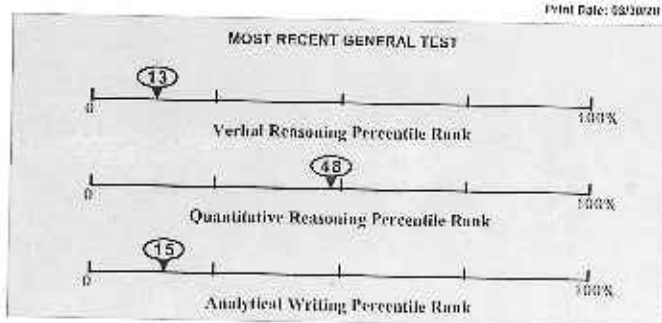
Intended Graduate Major Code: 0000

Intended Graduate Major: Undecided - Undecided

Most Recent Test Date: 03/12/2016

Registration Number: S28K024

Print Date: 03/30/2016



All dates are formatted as MM/DD/YYYY.

This score report includes all of your General Test and Subject Test scores earned from July 1, 2008 to the present. Only reported scores are available for display.

General Test Scores

Test Date MM/DD/YYYY	Verbal Reasoning*				Quantitative Reasoning*				Analytical Writing	
	Prior Format		Current Format		Prior Format		Current Format		Score	% Below
	Scaled Score	Estimated Current Score	Scaled Score	% Below	Scaled Score	Estimated Current Score	Scaled Score	% Below		
03/12/2016			141	13			152	48	3.0	15

NA = No Score. Indicates that no questions were answered.

* The GRE Verbal Reasoning and Quantitative Reasoning score scales changed in August 2011. For tests taken August 2011 or later, scores are printed in the "Current Format" columns. For tests taken before August 2011, scores on the prior scales and the corresponding estimated scores on the current scales are printed in the "Prior Format" columns.

Subject Test Scores

Test Date	Test Name / Subscore Name	Scaled Score	% Below
-----------	---------------------------	--------------	---------

Score Recipient(s)

Your score reporting history is shown below. "Pending" indicates your scores are not yet available, or your order has not yet been processed.

Undergraduate Institution				
Report Date	Institution (Code)	Department (Code)	Test Type	Test Date
Score Recipient(s)				
Report Date	Institution or Fellowship Sponsor (Code)	Department (Code)	Test Type	Test Date

* Undergraduate institution does not wish to receive scores.
** Score recipient not valid/active.

QUESTIONS ABOUT THIS GRE EXAMINEE SCORE REPORT

Information to help you interpret your GRE scores is available at www.ets.org/gre/supinfo. If you have any questions concerning this GRE Report of Scores, call ETS at 1-800-771-7679 or 1-888-473-4373 (toll free for test takers in the U.S., U.S. Territories*, and Canada) between 8:00 a.m. and 7:45 p.m. EST or email gre-info@ets.org. For information about interpreting your scores, consult *Interpreting Your GRE Scores*, which is available at www.ets.org/gre/understand.
* Includes American Samoa, Guam, Puerto Rico, and U.S. Virgin Islands.

SCORE REPORTING

Policies pertaining to score reporting and use are periodically reviewed and revised by the GRE Board. The policies and procedures explained in the 2013-14 *GRE Information and Registration Bulletin* are effective only for the time period of August 1, 2013 to June 30, 2014 and supersede previous policies and procedures in previous bulletins. GRE scores are reportable for five(5) years following the testing year (July 1 to June 30) in which you tested. Currently, GRE scores earned after July 1, 2008 are available.

PERCENTILE RANK (% BELOW)

The percentile ranks in this report indicate the percentage of examinees who scored below your score. Note that these percentile ranks may be different from those that applied when the scores were originally reported to you if the scores were earned prior to July 2013. This reflects annual updating of these data to permit admissions officers to compare scores, whenever earned, with those for a recent reference group.

RETAKING A GRE TEST

You can take the GRE revised General Test once every 21 days, and up to five times within any continuous rolling 12-month period. This applies even if you canceled your scores on a test taken previously. You may take the paper-based GRE revised General Test and GRE Subject Tests as often as they are offered. Note: This policy will be enforced even if a violation is not immediately identified (e.g., inconsistent registration information) and test scores have been reported. In such cases, the invalid scores will be canceled and score recipients will be notified of the cancellation. Test fees will be forfeited.

SCORES NOT REPORTED

"Scores Not Reported" is listed in the Report Date column of the Score Recipients section of your score report if one of three scenarios occurs:

- You requested scores to be sent to an undergraduate institution that does not receive scores.
- The code for the graduate institution you designated to receive scores is no longer active.
- Your reportable score record does not include scores for the requested test.

Note: This report is not valid for transmission of scores to an institution.



SIRIKI, SIVAGANESHPHANI Y.

Examinee Score Report

Note: This report is not valid for transmission of scores to an institution.

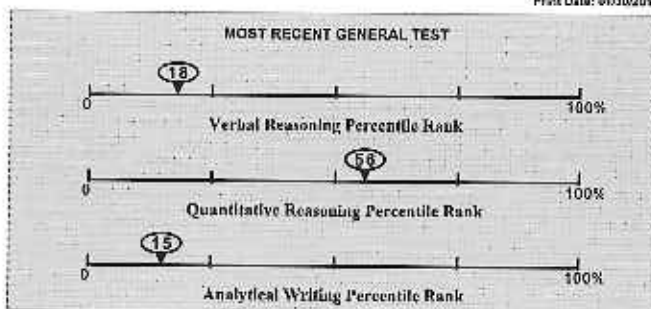
Last (Family/Surname) Name, First (Given) Name, Middle Initial

Print Date: 6/10/2016

Address:	1923, OLD M/G 1 SHEL, R.C.PURAM HYDERABAD, 502032
Email Address:	yagina.phani@gmail.com
Phone Number:	09866770110
Date of Birth:	06/08/1990
Social Security Number (last 4 digits):	
Gender:	Male
Intended Graduate Major Code:	0402
Intended Graduate Major:	Computer and Information Sciences - Computer Science
Most Recent Test Date:	12/21/2015
Registration Number:	4462782

All dates are formatted as MM/DD/YYYY.

This score report includes all of your General Test and Subject Test scores earned from July 1, 2008 to the present. Only reported scores are available for display.



General Test Scores

Test Date MM/DD/YYYY	Verbal Reasoning*				Quantitative Reasoning*				Analytical Writing	
	Prior Format		Current Format		Prior Format		Current Format		Score	% Below
	Scaled Score	Estimated Current Score	Scaled Score	% Below	Scaled Score	Estimated Current Score	Scaled Score	% Below		
12/21/2015			143	10			154	80	3.0	18
12/08/2010	320	140		10	730	157		88	2.5	07

NB - No Score: Indicates that no questions were answered.

* The GRE Verbal Reasoning and Quantitative Reasoning score scales changed in August 2011. For tests taken August 2011 or later, scores are printed in the "Current Format" columns. For tests taken before August 2011, scores on the prior scales and the corresponding national scores on the current scales are printed in the "Prior Format" columns.

Subject Test Scores

Test Date	Test Name / Subscore Name	Scaled Score	% Below
-----------	---------------------------	--------------	---------

Score Recipient(s)

Your score reporting history is shown below. "Pending" indicates your scores are not yet available, or your order has not yet been processed.

Undergraduate Institution				
Report Date	Institution (Code)	Department (Code)	Test Type	Test Date
12/17/2010	Alabama State U (1006)	Computer Programming (0401)	General Test	12/08/2010

Score Recipient(s)				
Report Date	Institution or Fellowship Sponsor (Code)	Department (Code)	Test Type	Test Date
12/30/2015	Wichita St U (0884)	Computer Systems Networking and Telecommunications (0410)	General Test	12/21/2015
12/30/2015	Southern Methodist U Lyle Sch Engineering (0685)	Computer Systems Networking and Telecommunications (0410)	General Test	12/21/2015
12/30/2015	U Missouri Kansas City (0872)	Computer Systems Networking and Telecommunications (0410)	General Test	12/21/2015
12/30/2015	Northeastern Illinois U (1090)	Computer Systems Networking and Telecommunications (0410)	General Test	12/21/2015
12/17/2010	Ohio St U (1502)	Electronics Engineering (1204)	General Test	12/08/2010
12/17/2010	Chicago St U (1118)	Electronics Engineering (1204)	General Test	12/08/2010
12/17/2010	Alabama State U (1006)	Electronics Engineering (1204)	General Test	12/08/2010
12/17/2010	Southern Connecticut St U (3662)	Communications Engineering (1202)	General Test	12/08/2010

* Undergraduate institution does not wish to receive scores.
* Score recipient not yet active.

QUESTIONS ABOUT THIS GRE EXAMINEE SCORE REPORT

Information to help you interpret your GRE scores is available at www.ets.org/gre/elsupubs. If you have any questions concerning this GRE Report of Scores, call ETS at 1-800-771-7679 or 1-866-473-4373 (toll free for test takers in the U.S., U.S. Territories*, and Canada) between 8:00 a.m. and 7:45 p.m. E-S.T. or email gre-info@ets.org. For information about interpreting your scores, consult *Interpreting Your GRE Scores*, which is available at www.ets.org/gre/understand.

* Includes American Samoa, Guam, Puerto Rico, and U.S. Virgin Islands.

SCORE REPORTING

Policies pertaining to score reporting and use are periodically reviewed and revised by the GRE Board. The policies and procedures explained in the 2013-14 *GRE Information and Registration Bulletin* are effective only for the time period of August 1, 2013 to June 30, 2014 and supersede previous policies and procedures in previous bulletins. GRE scores are reportable for five(5) years following the testing year (July 1 to June 30) in which you tested. Currently, GRE scores earned after July 1, 2008 are available.

PERCENTILE RANK (% BELOW)

The percentile ranks in this report indicate the percentage of examinees who scored below your score. Note that these percentile ranks may be different from those that applied when the scores were originally reported to you if the scores were earned prior to July 2013. This reflects annual updating of these data to permit admissions officers to compare scores, whenever earned, with those for a recent reference group.

RETAKE A GRE TEST

You can take the GRE revised General Test once every 21 days, and up to five times within any continuous rolling 12-month period. This applies even if you canceled your scores on a test taken previously. You may take the paper-based GRE revised General Test and GRE Subject Tests as often as they are offered.

Note: This policy will be enforced even if a violation is not immediately identified (e.g., inconsistent registration information) and test scores have been reported. In such cases, the invalid scores will be canceled and score recipients will be notified of the cancellation. Test fees will be forfeited.

SCORES NOT REPORTED

"Scores Not Reported" is listed in the Report Date column of the Score Recipients section of your score report if one of three scenarios occurs:

- You requested scores to be sent to an undergraduate institution that does not receive scores.
- The code for the graduate institution you designated to receive scores is no longer active.
- Your reportable score record does not include scores for the requested test.

12 12 1A 04A0

1618



Samdhani-Shaik, Mohammed-shamshuddin

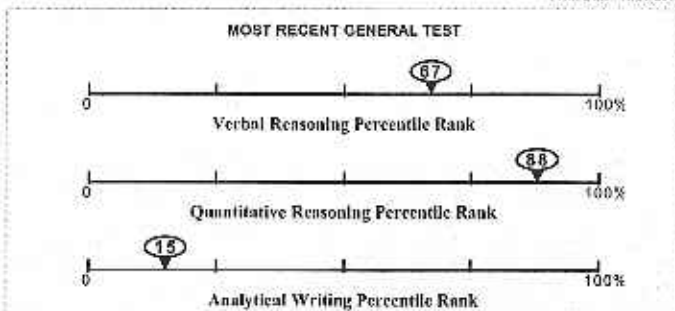
Examinee Score Report

Note: This report is not valid for transmission of scores to an institution.

Last (Family/Surname) Name, First (Given) Name, Middle Initial

Print Date: 10/09/2015

Address:	28-13771, New bala colony Chittoor, 517001
Email Address:	coolshamshuddin@gmail.com
Phone Number:	+819160651570
Date of Birth:	07/01/1995
Social Security Number (last 4 digits):	
Gender:	Male
Intended Graduate Major Code:	1201
Intended Graduate Major:	Engineering - Electrical and Electronics - Computer Engineering
Most Recent Test Date:	09/28/2015
Registration Number:	4241346



All dates are formatted as MM/DD/YYYY.

This score report includes all of your General Test and Subject Test scores earned from July 1, 2008 to the present. Only reported scores are available for display.

General Test Scores

Test Date MM/DD/YYYY	Verbal Reasoning*				Quantitative Reasoning*				Analytical Writing	
	Prior Format		Current Format		Prior Format		Current Format		Score	% Below
	Scaled Score	Estimated Current Score	Scaled Score	% Below	Scaled Score	Estimated Current Score	Scaled Score	% Below		
09/28/2015			155	67			164	88	3.0	15

NS - No Score, indicates that no questions were answered.

* The GRE Verbal Reasoning and Quantitative Reasoning score scales changed in August 2011. For tests taken August 2011 or later, scores are printed in the "Current Format" columns. For tests taken before August 2011, scores on the prior scales and the corresponding estimated scores on the current scales are printed in the "Prior Format" columns.

Subject Test Scores

Test Date	Test Name / Subscore Name	Scaled Score	% Below
-----------	---------------------------	--------------	---------

Score Recipient(s)

Your score reporting history is shown below. "Pending" indicates your scores are not yet available, or your order has not yet been processed.

Undergraduate Institution				
Report Date	Institution (Code)	Department (Code)	Test Type	Test Date
10/07/2015	U Southern California (4852)	Computer Engineering (1201)	General Test	09/28/2015

Score Recipient(s)				
Report Date	Institution or Fellowship Sponsor (Code)	Department (Code)	Test Type	Test Date
10/07/2015	U Illinois Urbana (1036)	Computer Engineering (1201)	General Test	09/28/2015
10/07/2015	Texas A&M Coll Station (6003)	Computer Engineering (1201)	General Test	09/28/2015
10/07/2015	U Florida (5812)	Computer Engineering (1201)	General Test	09/28/2015
10/07/2015	U Southern California (4852)	Computer Engineering (1201)	General Test	09/28/2015

* Undergraduate institution does not wish to receive scores

** Score recipient not validated

QUESTIONS ABOUT THIS GRE EXAMINEE SCORE REPORT

Information to help you interpret your GRE scores is available at www.ets.org/gre/scores. If you have any questions concerning this GRE Report of Scores, call ETS at 1-800-771-7679 or 1-800-473-4373 (toll free for test takers in the U.S., U.S. Territories*, and Canada) between 8:00 a.m. and 7:45 p.m. EST or email gre-info@ets.org. For information about interpreting your scores, consult *Interpreting Your GRE Scores*, which is available at www.ets.org/gre/understand.

* Includes American Samoa, Guam, Puerto Rico, and U.S. Virgin Islands

SCORE REPORTING

Policies pertaining to score reporting and use are periodically reviewed and revised by the GRE Board. The policies and procedures explained in the 2013-14 *GRE Information and Registration Bulletin* are effective only for the time period of August 1, 2013 to June 30, 2014 and supersede previous policies and procedures in previous bulletins. GRE scores are reportable for five(5) years following the testing year (July 1 to June 30) in which you tested. Currently, GRE scores earned after July 1, 2008 are available.

PERCENTILE RANK (% BELOW)

The percentile ranks in this report indicate the percentage of examinees who scored below your score. Note that these percentile ranks may be different from those that applied when the scores were originally reported to you if the scores were earned prior to July 2013. This reflects annual updating of these data to permit admissions officers to compare scores, whenever earned, with those for a recent reference group.

RETAKEING A GRE TEST

You can take the GRE revised General Test once every 21 days, and up to five times within any continuous rolling 12-month period. This applies even if you canceled your scores on a test taken previously. You may take the paper-based GRE revised General Test and GRE Subject Tests as often as they are offered. Note: This policy will be enforced even if a violation is not immediately identified (e.g., inconsistent registration information) and test scores have been reported. In such cases, the invalid scores will be canceled and score recipients will be notified of the cancellation. Test fees will be forfeited.

SCORES NOT REPORTED

"Scores Not Reported" is listed in the Report Date column of the Score Recipients section of your score report if one of three scenarios occurs:

- Your requested scores to be sent to an undergraduate institution that does not receive scores.
- The code for the graduate institution you designated in a score report is not found in the list.
- A score recipient does not want to receive scores for the current session.

Name: PATURU, CHATHURA

Last (Family/Surname) Name, First (Given) Name Middle Name

Email: chathurasvec@gmail.com

Gender: F

Date of Birth: 18 May 1993

Registration Number: 0000 0000 2522 7352

Test Date: 01 Aug 2015

Sponsor Code:

1108279005264

PATURU, CHATHURA

#507, Meghana Residency

Balaji Colony

Tirupati

Tirupati, Andhra Pradesh 517501

India



TOEFL Scaled Scores

Reading 20

Listening 22

Speaking 24

Writing 22

Total Score 88

Country of Birth: India

Inst. Code | Dept. Code

Native Language: TELUGU

Test Center: STN10927A - Christ University

Test Center Country: India

Security Identification

ID Type: Passport

ID No.: xxxxxxxxxxxxxxxxxxxxxx3804

Issuing Country: India

64

Reading Skills	Level	Your Performance
Reading	Intermediate	<p>Test takers who receive a score at the INTERMEDIATE level, as you did, typically understand academic texts in English that require a wide range of reading abilities, although their understanding of certain parts of the texts is limited.</p> <p>Test takers who receive a score at the INTERMEDIATE level typically</p> <ul style="list-style-type: none"> • have a good command of common academic vocabulary but still have some difficulty with high-level vocabulary; • have a very good understanding of grammatical structure; • can understand and connect information, make appropriate inferences, and synthesize information in a range of texts but have more difficulty when the vocabulary is high level and the text is conceptually dense; • can recognize the expository organization of a text and the role that specific information serves within a larger text but have some difficulty when these are not explicit or easy to infer from the text; and • can abstract major ideas from a text but have more difficulty doing so when the text is conceptually dense.
Listening Skills	Level	Your Performance
Listening	High	<p>Test takers who receive a score at the HIGH level, as you did, typically understand conversations and lectures in English that present a wide range of listening demands. These demands can include difficult vocabulary (uncommon terms, or colloquial or figurative language), complex grammatical structures, abstract or complex ideas, and/or making sense of unexpected or seemingly contradictory information.</p> <p>When listening to lectures and conversations like these, test takers at the HIGH level typically can</p> <ul style="list-style-type: none"> • understand main ideas and important details, whether they are stated or implied; • distinguish more important ideas from less important ones; • understand how information is being used (for example, to provide evidence for a claim or describe a step in a complex process); • recognize how pieces of information are connected (for example, in a cause-and-effect relationship); • understand many different ways that speakers use language for purposes other than to give information (for example, to emphasize a point, express agreement or disagreement, or convey intentions indirectly); and • synthesize information, even when it is not presented in sequence, and make correct inferences on the basis of that information.



Copyright © 2013 by Educational Testing Service. All rights reserved. ETS, the ETS logo, TOEFL, and TOEFL iBT are registered trademarks of Educational Testing Service (ETS) in the United States and other countries. Other products and services mentioned herein may be trademarks of their respective owners.

12121A06A0
1618



TOEFL iBT® Test Taker Score Report

THIS IS A PDF DOWNLOADED AND PRINTED BY THE TEST TAKER, INTENDED FOR THE TEST TAKER'S PERSONAL RECORDS.

Name: Shaik, Mohammed Shamshuddin Samdhani
Last (Family/Surname) Name, First (Given) Name Middle Name

Email: coolshamshuddin@gmail.com

Gender: M

Registration Number: 0000 0000 2610 8100

Date of Birth: 01 Jul 1995

Test Date: 11 Oct 2015

Sponsor Code:

Shaik, Mohammed Shamshuddin Samdhani
28-1377/1,
New balaji colony
Chittoor, ANDHRA PRADESH 517001
India



TOEFL iBT Scaled Scores

Reading	26
Listening	29
Speaking	24
Writing	29
Total Score	108

Country of Birth: India

Native Language: URDU

Test Center: STN14931A - ANCONS International - Vijayawada

Test Center Country: India

Inst. Code	Dept. Code
1836	99
5812	99
4852	99
6003	99

Security Identification

ID Type: Passport

ID No.: XXXXXXXXXXXXXXXXXXXXXXX6463

Issuing Country: India

24

Reading Skills	Level	Your Performance
Reading	High	<p>Test takers who receive a score at the HIGH level, as you did, typically understand academic texts in English that require a wide range of reading abilities regardless of the difficulty of the texts.</p> <p>Test takers who score at the HIGH level, typically</p> <ul style="list-style-type: none">• have a very good command of academic vocabulary and grammatical structure;• can understand and connect information, make appropriate inferences, and synthesize ideas, even when the text is conceptually dense and the language is complex;• can recognize the expository organization of a text and the role that specific information serves within the larger text, even when the text is conceptually dense; and• can abstract major ideas from a text, even when the text is conceptually dense and contains complex language.
Listening Skills	Level	Your Performance
Listening	High	<p>Test takers who receive a score at the HIGH level, as you did, typically understand conversations and lectures in English that present a wide range of listening demands. These demands can include difficult vocabulary (uncommon terms, or colloquial or figurative language), complex grammatical structures, abstract or complex ideas, and/or making sense of unexpected or seemingly contradictory information.</p> <p>When listening to lectures and conversations like these, test takers at the HIGH level typically can</p> <ul style="list-style-type: none">• understand main ideas and important details, whether they are stated or implied;• distinguish more important ideas from less important ones;• understand how information is being used (for example, to provide evidence for a claim or describe a step in a complex process);• recognize how pieces of information are connected (for example, in a cause-and-effect relationship);• understand many different ways that speakers use language for purposes other than to give information (for example, to emphasize a point, express agreement or disagreement, or convey intentions indirectly); and• synthesize information, even when it is not presented in sequence, and make correct inferences on the basis of that information.



12121A0482

ECE - B

NMAT
by GMAC

NMAT by GMAC™ 2015 Revised Score Card

18th Feb, 2016

Candidate Name : PALICHERLA SOUMYA
 Registration No. : 61594512
 Gender : Female
 DOB : 27/08/1995
 Email Id : crazysoumya2711@gmail.com
 Address : 24-2/435, SARASWATHI NAGAR,
 DARGAMITTA, NELLORE-52400
 3



	Quantitative Skill		Language Skill		Logical Reasoning		Total	
NMAT by GMAC™ 12/16/2015 Chennai	Max	Scaled	Max	Scaled	Max	Scaled	Total	Scaled
	144	61	96	47	120	52	360	160

	Quantitative Skill			Language Skill			Logical Reasoning			Total	
Final Percentile Score	Max	Scaled	Percentile	Max	Scaled	Percentile	Max	Scaled	Percentile	Scaled	Percentile
	144	61	41.317	96	47	24.810	120	52	26.809	160	29.424

**No Show : No show indicates that you had scheduled but did not appear for the test.

Important Notes

- The NMAT by GMAC™ 2015 Revised Score Card overrides the previous score card issued for 2015. The previous score card is not valid anymore.
- Scaled Score: The scores reported are the scaled scores arrived at by establishing psychometric equivalence to adjust for any variation in difficulty level across the test.
- Score Validity: Your 2015 NMAT by GMAC™ score is valid for admissions into management programs for the 2016-2018 academic sessions. Please check the respective school's website for more details.
- All institutions accepting the NMAT by GMAC™ exam will independently decide how to use the NMAT by GMAC™ scores.
- If GMAC determines that you have misrepresented yourself during registration or violated any of our testing policies / processes, we reserve the right to cancel your scores. You may also be ineligible to appear for the NMAT by GMAC™ exam in the future.
- Final Percentile Score: Your final percentile score refers to the percentage of candidates who have scored less than or equal to you in a given section. The highest scaled score amongst all your attempts is used in calculating your final percentile score.

GMAC is the owner and administrator of NMAT by GMAC and GMAT exams.



NMAT™ is a registered trademark of Graduate Management Global Connection (India) Private Limited (GMGC), a subsidiary of the Graduate Management Admission Council (GMAC). NMAT by GMAC™ is a trademark, GMAC® & Graduate Management Admission Council® are registered trademarks of GMAC in the United States, India and other countries.



Challa, Pallavi

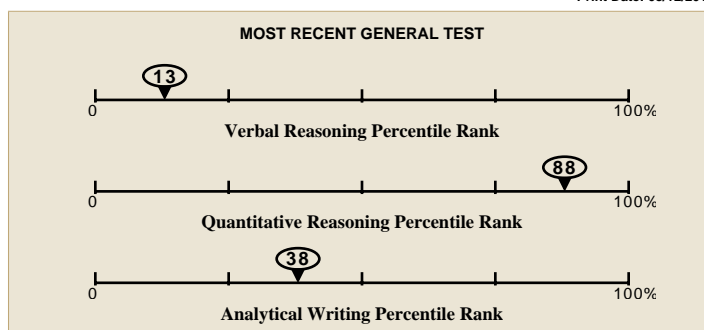
Examinee Score Report

Note: This report is not valid for transmission of scores to an institution.

Last (Family/Surname) Name, First (Given) Name, Middle Initial

Print Date: 08/12/2015

Address:	Hno-15/659 panchavati street Tadipatri, 515411
Email Address:	pallavichalla65@gmail.com
Phone Number:	9848126059
Date of Birth:	08/10/1994
Social Security Number (last 4 digits):	
Gender:	Female
Intended Graduate Major Code:	0000
Intended Graduate Major:	Undecided - Undecided
Most Recent Test Date:	07/06/2015
Registration Number:	3526691



All dates are formatted as MM/DD/YYYY.

This score report includes all of your General Test and Subject Test scores earned from July 1, 2008 to the present. Only reported scores are available for display.

General Test Scores

Test Date	Verbal Reasoning*				Quantitative Reasoning*				Analytical Writing	
MM/DD/YYYY	Prior Format		Current Format		Prior Format		Current Format			
	Scaled Score	Estimated Current Score	Scaled Score	% Below	Scaled Score	Estimated Current Score	Scaled Score	% Below	Score	% Below
07/06/2015			141	13			164	88	3.5	38

NS - No Score. Indicates that no questions were answered.

* The GRE Verbal Reasoning and Quantitative Reasoning score scales changed in August 2011. For tests taken August 2011 or later, scores are printed in the "Current Format" columns. For tests taken before August 2011, scores on the prior scales and the corresponding estimated scores on the current scales are printed in the "Prior Format" columns.

Subject Test Scores

Test Date	Test Name / Subscore Name	Scaled Score	% Below
-----------	---------------------------	--------------	---------

Score Recipient(s)

Your score reporting history is shown below. "Pending" indicates your scores are not yet available, or your order has not yet been processed.

Undergraduate Institution				
Report Date	Institution (Code)	Department (Code)	Test Type	Test Date
07/15/2015	Texas Tech U (6827)	Computer Science (0402)	General Test	07/06/2015

Score Recipient(s)				
Report Date	Institution or Fellowship Sponsor (Code)	Department (Code)	Test Type	Test Date
07/15/2015	Northern Illinois U (1559)	Computer Science (0402)	General Test	07/06/2015
07/15/2015	Texas Tech U (6827)	Computer Science (0402)	General Test	07/06/2015

* Undergraduate Institution does not wish to receive scores

** Score recipient not valid/active

QUESTIONS ABOUT THIS GRE EXAMINEE SCORE REPORT

Information to help you interpret your GRE scores is available at www.ets.org/gre/stupubs. If you have any questions concerning this GRE Report of Scores, call ETS at 1-609-771-7679 or 1-866-473-4373 (toll free for test takers in the U.S., U.S. Territories*, and Canada) between 8:00 a.m. and 7:45 p.m. EST or email gre-info@ets.org. For information about interpreting your scores, consult **Interpreting Your GRE Scores**, which is available at www.ets.org/gre/understand.

*Includes American Samoa, Guam, Puerto Rico, and U.S. Virgin Islands

SCORE REPORTING

Policies pertaining to score reporting and use are periodically reviewed and revised by the GRE Board. The policies and procedures explained in the 2013-14 *GRE Information and Registration Bulletin* are effective only for the time period of August 1, 2013 to June 30, 2014 and supersede previous policies and procedures in previous bulletins. GRE scores are reportable for five(5) years following the testing year (July 1 to June 30) in which you tested. Currently, GRE scores earned after July 1, 2008 are available.

PERCENTILE RANK (% BELOW)

The percentile ranks in this report indicate the percentage of examinees who scored below your score. Note that these percentile ranks may be different from those that applied when the scores were originally reported to you if the scores were earned prior to July 2013. This reflects annual updating of these data to permit admissions officers to compare scores, whenever earned, with those for a recent reference group.

RETAKING A GRE TEST

You can take the GRE revised General Test once every 21 days, and up to five times within any continuous rolling 12-month period. This applies even if you canceled your scores on a test taken previously. You may take the paper-based GRE revised General Test and GRE Subject Tests as often as they are offered.

Note: This policy will be enforced even if a violation is not immediately identified (e.g., inconsistent registration information) and test scores have been reported. In such cases, the invalid scores will be canceled and score recipients will be notified of the cancellation. Test fees will be forfeited.

SCORES NOT REPORTED

"Scores Not Reported" is listed in the Report Date column of the Score Recipients section of your score report if one of three scenarios occurs:

- You requested scores to be sent to an undergraduate institution that does not receive scores.
- The code for the graduate institution you designated to receive scores is no longer active.
- Your reportable score record does not include scores for the requested test.

Note: This report is not valid for transmission of scores to an institution.

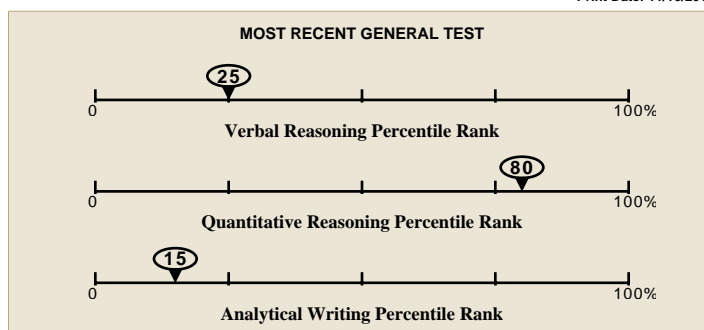
Last (Family/Surname) Name, First (Given) Name, Middle Initial

Print Date: 11/10/2015

Address:	6-3-184, Ram Nagar Anantapur Anantapur, 515001
Email Address:	manishagalla99@gmail.com
Phone Number:	9949773350
Date of Birth:	10/10/1994
Social Security Number (last 4 digits):	
Gender:	Female
Intended Graduate Major Code:	0402
Intended Graduate Major:	Computer and Information Sciences - Computer Science
Most Recent Test Date:	07/06/2015
Registration Number:	3414640

All dates are formatted as MM/DD/YYYY.

This score report includes all of your General Test and Subject Test scores earned from July 1, 2008 to the present. Only reported scores are available for display.



General Test Scores

Test Date MM/DD/YYYY	Verbal Reasoning*				Quantitative Reasoning*				Analytical Writing	
	Prior Format		Current Format		Prior Format		Current Format		Score	% Below
	Scaled Score	Estimated Current Score	Scaled Score	% Below	Scaled Score	Estimated Current Score	Scaled Score	% Below		
07/06/2015			145	25			161	80	3.0	15

NS - No Score. Indicates that no questions were answered.

* The GRE Verbal Reasoning and Quantitative Reasoning score scales changed in August 2011. For tests taken August 2011 or later, scores are printed in the "Current Format" columns. For tests taken before August 2011, scores on the prior scales and the corresponding estimated scores on the current scales are printed in the "Prior Format" columns.

Subject Test Scores

Test Date	Test Name / Subscore Name	Scaled Score	% Below
-----------	---------------------------	--------------	---------

Score Recipient(s)

Your score reporting history is shown below. "Pending" indicates your scores are not yet available, or your order has not yet been processed.

Undergraduate Institution				
Report Date	Institution (Code)	Department (Code)	Test Type	Test Date

Score Recipient(s)				
Report Date	Institution or Fellowship Sponsor (Code)	Department (Code)	Test Type	Test Date

* Undergraduate Institution does not wish to receive scores

** Score recipient not valid/active

QUESTIONS ABOUT THIS GRE EXAMINEE SCORE REPORT

Information to help you interpret your GRE scores is available at www.ets.org/gre/stupubs. If you have any questions concerning this GRE Report of Scores, call ETS at 1-609-771-7679 or 1-866-473-4373 (toll free for test takers in the U.S., U.S. Territories*, and Canada) between 8:00 a.m. and 7:45 p.m. EST or email gre-info@ets.org. For information about interpreting your scores, consult **Interpreting Your GRE Scores**, which is available at www.ets.org/gre/understand.

*Includes American Samoa, Guam, Puerto Rico, and U.S. Virgin Islands

SCORE REPORTING

Policies pertaining to score reporting and use are periodically reviewed and revised by the GRE Board. The policies and procedures explained in the 2013-14 *GRE Information and Registration Bulletin* are effective only for the time period of August 1, 2013 to June 30, 2014 and supersede previous policies and procedures in previous bulletins. GRE scores are reportable for five(5) years following the testing year (July 1 to June 30) in which you tested. Currently, GRE scores earned after July 1, 2008 are available.

PERCENTILE RANK (% BELOW)

The percentile ranks in this report indicate the percentage of examinees who scored below your score. Note that these percentile ranks may be different from those that applied when the scores were originally reported to you if the scores were earned prior to July 2013. This reflects annual updating of these data to permit admissions officers to compare scores, whenever earned, with those for a recent reference group.

RETAKING A GRE TEST

You can take the GRE revised General Test once every 21 days, and up to five times within any continuous rolling 12-month period. This applies even if you canceled your scores on a test taken previously. You may take the paper-based GRE revised General Test and GRE Subject Tests as often as they are offered.

Note: This policy will be enforced even if a violation is not immediately identified (e.g., inconsistent registration information) and test scores have been reported. In such cases, the invalid scores will be canceled and score recipients will be notified of the cancellation. Test fees will be forfeited.

SCORES NOT REPORTED

"Scores Not Reported" is listed in the Report Date column of the Score Recipients section of your score report if one of three scenarios occurs:

- You requested scores to be sent to an undergraduate institution that does not receive scores.
- The code for the graduate institution you designated to receive scores is no longer active.
- Your reportable score record does not include scores for the requested test.

Note: This report is not valid for transmission of scores to an institution.

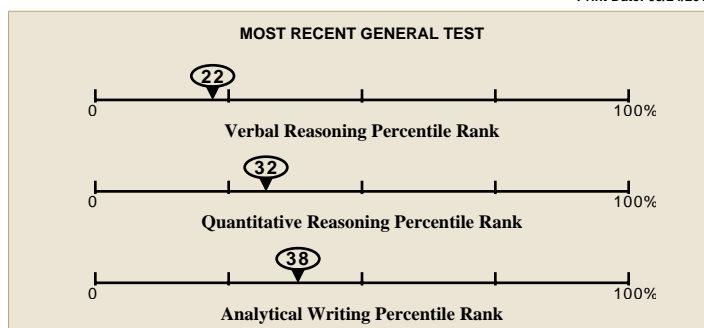
Last (Family/Surname) Name, First (Given) Name, Middle Initial

Print Date: 03/24/2016

Address:	D.NO-2/18/10,CHENCHULAKSHMI NGR DIGUVAREDDY VARPALI,CHANDRAGIRI CHITTOOR, 517101
Email Address:	simha750@gmail.com
Phone Number:	8790259593
Date of Birth:	06/14/1995
Social Security Number (last 4 digits):	
Gender:	Male
Intended Graduate Major Code:	0402
Intended Graduate Major:	Computer and Information Sciences - Computer Science
Most Recent Test Date:	01/28/2016
Registration Number:	5084917

All dates are formatted as MM/DD/YYYY.

This score report includes all of your General Test and Subject Test scores earned from July 1, 2008 to the present. Only reported scores are available for display.



General Test Scores

Test Date MM/DD/YYYY	Verbal Reasoning*				Quantitative Reasoning*				Analytical Writing	
	Prior Format		Current Format		Prior Format		Current Format		Score	% Below
	Scaled Score	Estimated Current Score	Scaled Score	% Below	Scaled Score	Estimated Current Score	Scaled Score	% Below		
01/28/2016			144	22			148	32	3.5	38
10/23/2015			141	13			146	25	3.0	15

NS - No Score. Indicates that no questions were answered.

* The GRE Verbal Reasoning and Quantitative Reasoning score scales changed in August 2011. For tests taken August 2011 or later, scores are printed in the "Current Format" columns. For tests taken before August 2011, scores on the prior scales and the corresponding estimated scores on the current scales are printed in the "Prior Format" columns.

Subject Test Scores

Test Date	Test Name / Subscore Name	Scaled Score	% Below
-----------	---------------------------	--------------	---------

Score Recipient(s)

Your score reporting history is shown below. "Pending" indicates your scores are not yet available, or your order has not yet been processed.

Undergraduate Institution				
Report Date	Institution (Code)	Department (Code)	Test Type	Test Date

Score Recipient(s)				
Report Date	Institution or Fellowship Sponsor (Code)	Department (Code)	Test Type	Test Date
03/04/2016	U Ctrl Missouri (6090)	Computer Science (0402)	General Test	01/28/2016
02/05/2016	Illinois State U (1319)	Computer Science (0402)	General Test	01/28/2016
02/05/2016	U Kansas (6871)	Computer Science (0402)	General Test	01/28/2016
02/05/2016	Missouri St U (6665)	Computer Science (0402)	General Test	01/28/2016

* Undergraduate Institution does not wish to receive scores

** Score recipient not valid/active

QUESTIONS ABOUT THIS GRE EXAMINEE SCORE REPORT

 Information to help you interpret your GRE scores is available at www.ets.org/gre/stupubs. If you have any questions concerning this GRE Report of Scores, call ETS at 1-609-771-7679 or 1-866-473-4373 (toll free for test takers in the U.S., U.S. Territories*, and Canada) between 8:00 a.m. and 7:45 p.m. EST or email gre-info@ets.org. For information about interpreting your scores, consult **Interpreting Your GRE Scores**, which is available at www.ets.org/gre/understand.

*Includes American Samoa, Guam, Puerto Rico, and U.S. Virgin Islands

SCORE REPORTING

 Policies pertaining to score reporting and use are periodically reviewed and revised by the GRE Board. The policies and procedures explained in the 2013-14 *GRE Information and Registration Bulletin* are effective only for the time period of August 1, 2013 to June 30, 2014 and supersede previous policies and procedures in previous bulletins. GRE scores are reportable for five(5) years following the testing year (July 1 to June 30) in which you tested. Currently, GRE scores earned after July 1, 2008 are available.

PERCENTILE RANK (% BELOW)

The percentile ranks in this report indicate the percentage of examinees who scored below your score. Note that these percentile ranks may be different from those that applied when the scores were originally reported to you if the scores were earned prior to July 2013. This reflects annual updating of these data to permit admissions officers to compare scores, whenever earned, with those for a recent reference group.

RETAKEING A GRE TEST

You can take the GRE revised General Test once every 21 days, and up to five times within any continuous rolling 12-month period. This applies even if you canceled your scores on a test taken previously. You may take the paper-based GRE revised General Test and GRE Subject Tests as often as they are offered.

Note: This policy will be enforced even if a violation is not immediately identified (e.g., inconsistent registration information) and test scores have been reported. In such cases, the invalid scores will be canceled and score recipients will be notified of the cancellation. Test fees will be forfeited.

SCORES NOT REPORTED

"Scores Not Reported" is listed in the Report Date column of the Score Recipients section of your score report if one of three scenarios occurs:

- You requested scores to be sent to an undergraduate institution that does not receive scores.
- The code for the graduate institution you designated to receive scores is no longer active.
- Your reportable score record does not include scores for the requested test.



ITHARAJU, NARASIMHAMURTHY

Examinee Score Report

Note: This report is not valid for transmission of scores to an institution.

Note: This report is not valid for transmission of scores to an institution.

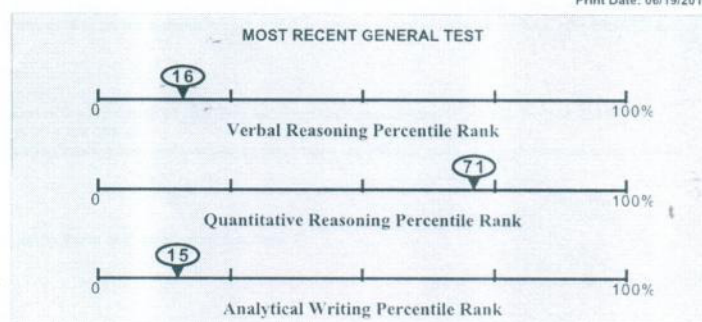
Last (Family/Surname) Name, First (Given) Name, Middle Initial

Print Date: 06/19/2016

Address:	18-35-S7-307 Ramachandra nagar, kt road Tirupati, 517501
Email Address:	deepakrajkd@gmail.com
Phone Number:	9032111119
Date of Birth:	09/24/1995
Social Security Number (last 4 digits):	
Gender:	Male
Intended Graduate Major Code:	4303
Intended Graduate Major:	Business -- Other - Management Information Systems
Most Recent Test Date:	09/09/2015
Registration Number:	3660923

All dates are formatted as MM/DD/YYYY.

This score report includes all of your General Test and Subject Test scores earned from July 1, 2008 to the present. Only reported scores are available for display.



General Test Scores

Test Date MM/DD/YYYY	Verbal Reasoning*				Quantitative Reasoning*				Analytical Writing	
	Prior Format Scaled Score	Estimated Current Score	Current Format Scaled Score	% Below	Prior Format Scaled Score	Estimated Current Score	Current Format Scaled Score	% Below	Score	% Below
09/09/2015			142	16			158	71	3.0	15
06/15/2015			137	05			153	52	2.5	07

NS - No Score. Indicates that no questions were answered.

* The GRE Verbal Reasoning and Quantitative Reasoning score scales changed in August 2011. For tests taken August 2011 or later, scores are printed in the "Current Format" columns. For tests taken before August 2011, scores on the prior scales and the corresponding estimated scores on the current scales are printed in the "Prior Format" columns.

Subject Test Scores

Test Date	Test Name / Subscore Name	Scaled Score	% Below
-----------	---------------------------	--------------	---------

Score Recipient(s)

Your score reporting history is shown below. "Pending" indicates your scores are not yet available, or your order has not yet been processed.

Undergraduate Institution				
Report Date	Institution (Code)	Department (Code)	Test Type	Test Date
Score Recipient(s)				
Report Date	Institution or Fellowship Sponsor (Code)	Department (Code)	Test Type	Test Date
03/02/2016	Northeastern U Engineering (3665)	Management Information Systems (4303)	General Test	09/09/2015
02/10/2016	New Jersey Inst Tech (2513)	Management Information Systems (4303)	General Test	09/09/2015
02/10/2016	Auburn U (1005)	Management Information Systems (4303)	General Test	09/09/2015
12/02/2015	U Illinois at Springfield (1787)	Management Information Systems (4303)	General Test	09/09/2015
12/02/2015	U Illinois Chicago (1851)	Management Information Systems (4303)	General Test	09/09/2015
12/02/2015	Oklahoma St U (6546)	Management Information Systems (4303)	General Test	09/09/2015
12/02/2015	California Lutheran U (4088)	Management Information Systems (4303)	General Test	09/09/2015
12/02/2015	San Diego St U (4682)	Management Information Systems (4303)	General Test	09/09/2015
12/02/2015	Santa Clara U Leavy Sch Bus (7238)	Management Information Systems (4303)	General Test	09/09/2015
12/02/2015	U Texas Arlington (6013)	Management Information Systems (4303)	General Test	09/09/2015
09/18/2015	Rochester Inst Technology (2760)	Management Information Systems (4303)	General Test	09/09/2015
09/18/2015	Georgia Inst Technology (5248)	Management Information Systems (4303)	General Test	09/09/2015
09/18/2015	Northern Illinois U (1559)	Management Information Systems (4303)	General Test	09/09/2015
09/18/2015	Illinois Inst Technology (1318)	Management Information Systems (4303)	General Test	09/09/2015
06/24/2015	Santa Clara U (4851)	Management Information Systems (4303)	General Test	06/15/2015
06/24/2015	U Texas Arlington (6013)	Management Information Systems (4303)	General Test	06/15/2015
06/24/2015	U Southern California (4852)	Management Information Systems (4303)	General Test	06/15/2015
06/24/2015	Northern Illinois U (1559)	Management Information Systems (4303)	General Test	06/15/2015

* Undergraduate Institution does not wish to receive scores

** Score recipient not valid/active

QUESTIONS ABOUT THIS GRE EXAMINEE SCORE REPORT

Information to help you interpret your GRE scores is available at www.ets.org/gre/stupubs. If you have any questions concerning this GRE Report of Scores, call ETS at 1-809-771-7679 or 1-866-473-4373 (toll free for test takers in the U.S., U.S. Territories*, and Canada) between 8:00 a.m. and 7:45 p.m. EST or email gre-info@ets.org. For information about interpreting your scores, consult **Interpreting Your GRE Scores**, which is available at www.ets.org/gre/understand.

*Includes American Samoa, Guam, Puerto Rico, and U.S. Virgin Islands

SCORE REPORTING

Policies pertaining to score reporting and use are periodically reviewed and revised by the GRE Board. The policies and procedures explained in the 2013-14 *GRE Information and Registration Bulletin* are effective only for the time period of August 1, 2013 to June 30, 2014 and supersede previous policies and procedures in previous bulletins. GRE scores are reportable for five(5) years following the testing year (July 1 to June 30) in which you tested. Currently, GRE scores earned after July 1, 2008 are available.

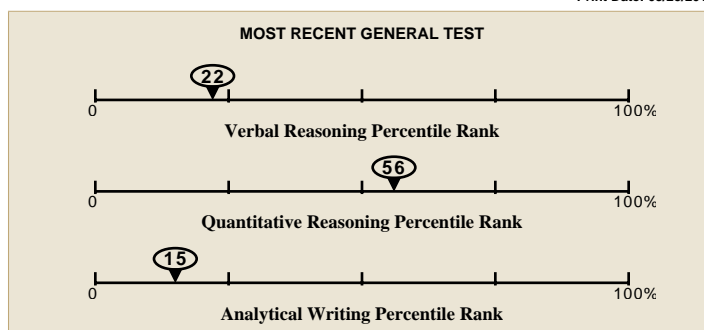
Last (Family/Surname) Name, First (Given) Name, Middle Initial

Print Date: 03/25/2016

Address:	8-257, Upadhyaya Nagar Near Grand World Hotel, TIRUPATHI, 517507
Email Address:	sameer.shaik1295@gmail.com
Phone Number:	+91-9493223876
Date of Birth:	02/12/1995
Social Security Number (last 4 digits):	
Gender:	Male
Intended Graduate Major Code:	0402
Intended Graduate Major:	Computer and Information Sciences - Computer Science
Most Recent Test Date:	09/20/2015
Registration Number:	4064127

All dates are formatted as MM/DD/YYYY.

This score report includes all of your General Test and Subject Test scores earned from July 1, 2008 to the present. Only reported scores are available for display.



General Test Scores

Test Date MM/DD/YYYY	Verbal Reasoning*				Quantitative Reasoning*				Analytical Writing	
	Prior Format		Current Format		Prior Format		Current Format		Score	% Below
	Scaled Score	Estimated Current Score	Scaled Score	% Below	Scaled Score	Estimated Current Score	Scaled Score	% Below		
09/20/2015			144	22			154	56	3.0	15

NS - No Score. Indicates that no questions were answered.

* The GRE Verbal Reasoning and Quantitative Reasoning score scales changed in August 2011. For tests taken August 2011 or later, scores are printed in the "Current Format" columns. For tests taken before August 2011, scores on the prior scales and the corresponding estimated scores on the current scales are printed in the "Prior Format" columns.

Subject Test Scores

Test Date	Test Name / Subscore Name	Scaled Score	% Below
-----------	---------------------------	--------------	---------

Score Recipient(s)

Your score reporting history is shown below. "Pending" indicates your scores are not yet available, or your order has not yet been processed.

Undergraduate Institution				
Report Date	Institution (Code)	Department (Code)	Test Type	Test Date
09/30/2015	Northeastern Illinois U (1090)	Computer Science (0402)	General Test	09/20/2015

Score Recipient(s)				
Report Date	Institution or Fellowship Sponsor (Code)	Department (Code)	Test Type	Test Date
09/30/2015	Illinois Inst Technology (1318)	Computer Science (0402)	General Test	09/20/2015
09/30/2015	U N Carolina Charlotte (5105)	Computer Science (0402)	General Test	09/20/2015
09/30/2015	Texas A&M U Kingsville (6822)	Computer Science (0402)	General Test	09/20/2015
09/30/2015	U Texas Arlington (6013)	Computer Science (0402)	General Test	09/20/2015

* Undergraduate Institution does not wish to receive scores

** Score recipient not valid/active

QUESTIONS ABOUT THIS GRE EXAMINEE SCORE REPORT

Information to help you interpret your GRE scores is available at www.ets.org/gre/stupubs. If you have any questions concerning this GRE Report of Scores, call ETS at 1-609-771-7679 or 1-866-473-4373 (toll free for test takers in the U.S., U.S. Territories*, and Canada) between 8:00 a.m. and 7:45 p.m. EST or email gre-info@ets.org. For information about interpreting your scores, consult

Interpreting Your GRE Scores, which is available at www.ets.org/gre/understand.

*Includes American Samoa, Guam, Puerto Rico, and U.S. Virgin Islands

SCORE REPORTING

Policies pertaining to score reporting and use are periodically reviewed and revised by the GRE Board. The policies and procedures explained in the 2013-14 *GRE Information and Registration Bulletin* are effective only for the time period of August 1, 2013 to June 30, 2014 and supersede previous policies and procedures in previous bulletins. GRE scores are reportable for five(5) years following the testing year (July 1 to June 30) in which you tested. Currently, GRE scores earned after July 1, 2008 are available.

PERCENTILE RANK (% BELOW)

The percentile ranks in this report indicate the percentage of examinees who scored below your score. Note that these percentile ranks may be different from those that applied when the scores were originally reported to you if the scores were earned prior to July 2013. This reflects annual updating of these data to permit admissions officers to compare scores, whenever earned, with those for a recent reference group.

RETAKEING A GRE TEST

You can take the GRE revised General Test once every 21 days, and up to five times within any continuous rolling 12-month period. This applies even if you canceled your scores on a test taken previously. You may take the paper-based GRE revised General Test and GRE Subject Tests as often as they are offered.

Note: This policy will be enforced even if a violation is not immediately identified (e.g., inconsistent registration information) and test scores have been reported. In such cases, the invalid scores will be canceled and score recipients will be notified of the cancellation. Test fees will be forfeited.

SCORES NOT REPORTED

"Scores Not Reported" is listed in the Report Date column of the Score Recipients section of your score report if one of three scenarios occurs:

- You requested scores to be sent to an undergraduate institution that does not receive scores.
- The code for the graduate institution you designated to receive scores is no longer active.
- Your reportable score record does not include scores for the requested test.



SHAIK, MOHAMMADSAMEER

Examinee Score Report

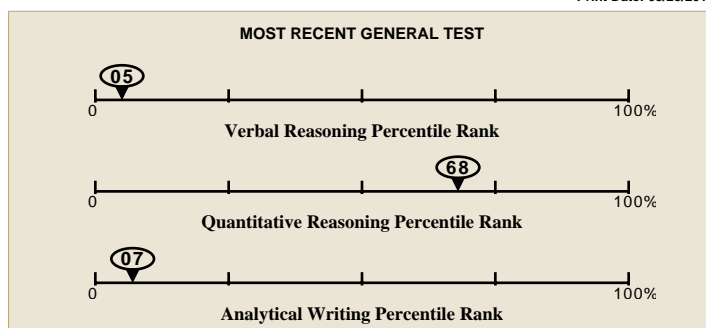
Note: This report is not valid for transmission of scores to an institution.

Note: This report is not valid for transmission of scores to an institution.

Last (Family/Surname) Name, First (Given) Name, Middle Initial

Print Date: 03/25/2016

Address:	15-4-491/1, Nethaji Road Rayadurg, 515865
Email Address:	guru.vannal@gmail.com
Phone Number:	9000572834
Date of Birth:	09/29/1994
Social Security Number (last 4 digits):	
Gender:	Male
Intended Graduate Major Code:	0402
Intended Graduate Major:	Computer and Information Sciences - Computer Science
Most Recent Test Date:	12/21/2015
Registration Number:	4988781



All dates are formatted as MM/DD/YYYY.

This score report includes all of your General Test and Subject Test scores earned from July 1, 2008 to the present. Only reported scores are available for display.

General Test Scores

Test Date MM/DD/YYYY	Verbal Reasoning*				Quantitative Reasoning*				Analytical Writing	
	Prior Format		Current Format		Prior Format		Current Format			
	Scaled Score	Estimated Current Score	Scaled Score	% Below	Scaled Score	Estimated Current Score	Scaled Score	% Below	Score	% Below
12/21/2015			137	05			157	68	2.5	07

NS - No Score. Indicates that no questions were answered.

* The GRE Verbal Reasoning and Quantitative Reasoning score scales changed in August 2011. For tests taken August 2011 or later, scores are printed in the "Current Format" columns. For tests taken before August 2011, scores on the prior scales and the corresponding estimated scores on the current scales are printed in the "Prior Format" columns.

Subject Test Scores

Test Date	Test Name / Subscore Name	Scaled Score	% Below
-----------	---------------------------	--------------	---------

Score Recipient(s)

Your score reporting history is shown below. "Pending" indicates your scores are not yet available, or your order has not yet been processed.

Undergraduate Institution				
Report Date	Institution (Code)	Department (Code)	Test Type	Test Date

Score Recipient(s)				
Report Date	Institution or Fellowship Sponsor (Code)	Department (Code)	Test Type	Test Date
12/30/2015	Texas A&M U Kingsville (6822)	Computer Science (0402)	General Test	12/21/2015
12/30/2015	Southern Illinois U Carbon (1726)	Computer Science (0402)	General Test	12/21/2015
12/30/2015	California St U Eastbay (4011)	Computer Science (0402)	General Test	12/21/2015
12/30/2015	California St U Long Beach (4389)	Computer Science (0402)	General Test	12/21/2015

* Undergraduate Institution does not wish to receive scores

** Score recipient not valid/active

QUESTIONS ABOUT THIS GRE EXAMINEE SCORE REPORT

Information to help you interpret your GRE scores is available at www.ets.org/gre/stupubs. If you have any questions concerning this GRE Report of Scores, call ETS at 1-609-771-7679 or 1-866-473-4373 (toll free for test takers in the U.S., U.S. Territories*, and Canada) between 8:00 a.m. and 7:45 p.m. EST or email gre-info@ets.org. For information about interpreting your scores, consult

Interpreting Your GRE Scores, which is available at www.ets.org/gre/understand.

*Includes American Samoa, Guam, Puerto Rico, and U.S. Virgin Islands

SCORE REPORTING

Policies pertaining to score reporting and use are periodically reviewed and revised by the GRE Board. The policies and procedures explained in the 2013-14 *GRE Information and Registration Bulletin* are effective only for the time period of August 1, 2013 to June 30, 2014 and supersede previous policies and procedures in previous bulletins. GRE scores are reportable for five(5) years following the testing year (July 1 to June 30) in which you tested. Currently, GRE scores earned after July 1, 2008 are available.

PERCENTILE RANK (% BELOW)

The percentile ranks in this report indicate the percentage of examinees who scored below your score. Note that these percentile ranks may be different from those that applied when the scores were originally reported to you if the scores were earned prior to July 2013. This reflects annual updating of these data to permit admissions officers to compare scores, whenever earned, with those for a recent reference group.

RETAKING A GRE TEST

You can take the GRE revised General Test once every 21 days, and up to five times within any continuous rolling 12-month period. This applies even if you canceled your scores on a test taken previously. You may take the paper-based GRE revised General Test and GRE Subject Tests as often as they are offered.

Note: This policy will be enforced even if a violation is not immediately identified (e.g., inconsistent registration information) and test scores have been reported. In such cases, the invalid scores will be canceled and score recipients will be notified of the cancellation. Test fees will be forfeited.

SCORES NOT REPORTED

"Scores Not Reported" is listed in the Report Date column of the Score Recipients section of your score report if one of three scenarios occurs:

- You requested scores to be sent to an undergraduate institution that does not receive scores.
- The code for the graduate institution you designated to receive scores is no longer active.
- Your reportable score record does not include scores for the requested test.

Note: This report is not valid for transmission of scores to an institution.

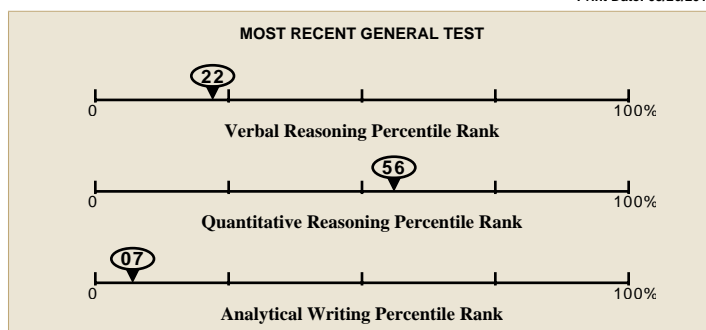
Last (Family/Surname) Name, First (Given) Name, Middle Initial

Print Date: 03/26/2016

Address:	20-162, rangareddy street mittoor, chittoor, ap chittoor, 517001
Email Address:	vamsikumar.kilari@gmail.com
Phone Number:	9642734725
Date of Birth:	05/14/1994
Social Security Number (last 4 digits):	
Gender:	Male
Intended Graduate Major Code:	0402
Intended Graduate Major:	Computer and Information Sciences - Computer Science
Most Recent Test Date:	01/18/2016
Registration Number:	5084153

All dates are formatted as MM/DD/YYYY.

This score report includes all of your General Test and Subject Test scores earned from July 1, 2008 to the present. Only reported scores are available for display.



General Test Scores

Test Date MM/DD/YYYY	Verbal Reasoning*				Quantitative Reasoning*				Analytical Writing	
	Prior Format		Current Format		Prior Format		Current Format		Score	% Below
	Scaled Score	Estimated Current Score	Scaled Score	% Below	Scaled Score	Estimated Current Score	Scaled Score	% Below		
01/18/2016			144	22			154	56	2.5	07
08/18/2015			139	08			151	45	2.5	07

NS - No Score. Indicates that no questions were answered.

* The GRE Verbal Reasoning and Quantitative Reasoning score scales changed in August 2011. For tests taken August 2011 or later, scores are printed in the "Current Format" columns. For tests taken before August 2011, scores on the prior scales and the corresponding estimated scores on the current scales are printed in the "Prior Format" columns.

Subject Test Scores

Test Date	Test Name / Subscore Name	Scaled Score	% Below
-----------	---------------------------	--------------	---------

Score Recipient(s)

Your score reporting history is shown below. "Pending" indicates your scores are not yet available, or your order has not yet been processed.

Undergraduate Institution				
Report Date	Institution (Code)	Department (Code)	Test Type	Test Date
01/27/2016	NIT Srinagar (7188)	Computer Science (0402)	General Test	01/18/2016

Score Recipient(s)				
Report Date	Institution or Fellowship Sponsor (Code)	Department (Code)	Test Type	Test Date
01/27/2016	Western Kentucky U (1901)	Computer Science (0402)	General Test	01/18/2016
01/27/2016	San Jose State U (4687)	Computer Science (0402)	General Test	01/18/2016
01/27/2016	California St U Eastbay (4011)	Computer Science (0402)	General Test	01/18/2016
01/27/2016	U Missouri Kansas City (6872)	Computer Science (0402)	General Test	01/18/2016
08/26/2015	U CA Davis (4834)	Computer Science (0402)	General Test	08/18/2015
08/26/2015	Arizona State U (4007)	Computer Science (0402)	General Test	08/18/2015
08/26/2015	California St U Sacramento (4671)	Computer Science (0402)	General Test	08/18/2015
08/26/2015	California St U Long Beach (4389)	Computer Science (0402)	General Test	08/18/2015

* Undergraduate Institution does not wish to receive scores

** Score recipient not valid/active

QUESTIONS ABOUT THIS GRE EXAMINEE SCORE REPORT

Information to help you interpret your GRE scores is available at www.ets.org/gre/stupubs. If you have any questions concerning this GRE Report of Scores, call ETS at 1-609-771-7679 or 1-866-473-4373 (toll free for test takers in the U.S., U.S. Territories*, and Canada) between 8:00 a.m. and 7:45 p.m. EST or email gre-info@ets.org. For information about interpreting your scores, consult **Interpreting Your GRE Scores**, which is available at www.ets.org/gre/understand.

*Includes American Samoa, Guam, Puerto Rico, and U.S. Virgin Islands

SCORE REPORTING

Policies pertaining to score reporting and use are periodically reviewed and revised by the GRE Board. The policies and procedures explained in the 2013-14 *GRE Information and Registration Bulletin* are effective only for the time period of August 1, 2013 to June 30, 2014 and supersede previous policies and procedures in previous bulletins. GRE scores are reportable for five(5) years following the testing year (July 1 to June 30) in which you tested. Currently, GRE scores earned after July 1, 2008 are available.

PERCENTILE RANK (% BELOW)

The percentile ranks in this report indicate the percentage of examinees who scored below your score. Note that these percentile ranks may be different from those that applied when the scores were originally reported to you if the scores were earned prior to July 2013. This reflects annual updating of these data to permit admissions officers to compare scores, whenever earned, with those for a recent reference group.

RETAKING A GRE TEST

You can take the GRE revised General Test once every 21 days, and up to five times within any continuous rolling 12-month period. This applies even if you canceled your scores on a test taken previously. You may take the paper-based GRE revised General Test and GRE Subject Tests as often as they are offered.

Note: This policy will be enforced even if a violation is not immediately identified (e.g., inconsistent registration information) and test scores have been reported. In such cases, the invalid scores will be canceled and score recipients will be notified of the cancellation. Test fees will be forfeited.

SCORES NOT REPORTED

"Scores Not Reported" is listed in the Report Date column of the Score Recipients section of your score report if one of three scenarios occurs:

- You requested scores to be sent to an undergraduate institution that does not receive scores.
- The code for the graduate institution you designated to receive scores is no longer active.
- Your reportable score record does not include scores for the requested test.



kilari, kumar

Examinee Score Report

Note: This report is not valid for transmission of scores to an institution.

Note: *This report is not valid for transmission of scores to an institution.*

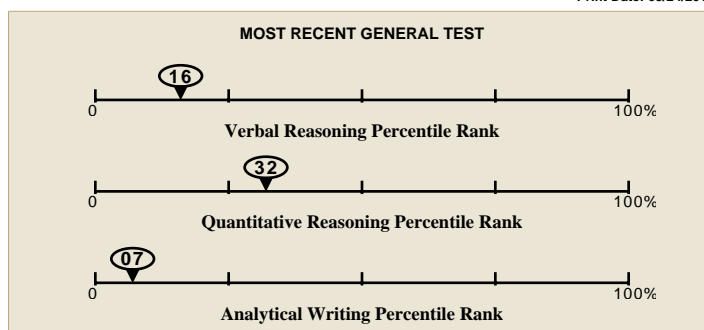
Last (Family/Surname) Name, First (Given) Name, Middle Initial

Print Date: 03/24/2016

Address:	18-1-702/A, BHAVANI NAGAR OPP. NAGAMMA HOSPITAL TIRUPATHI, 517501
Email Address:	saisaketh.karanam@gmail.com
Phone Number:	919989772585
Date of Birth:	08/05/1993
Social Security Number (last 4 digits):	
Gender:	Male
Intended Graduate Major Code:	0402
Intended Graduate Major:	Computer and Information Sciences - Computer Science
Most Recent Test Date:	09/20/2015
Registration Number:	4064116

All dates are formatted as MM/DD/YYYY.

This score report includes all of your General Test and Subject Test scores earned from July 1, 2008 to the present. Only reported scores are available for display.



General Test Scores

Test Date MM/DD/YYYY	Verbal Reasoning*				Quantitative Reasoning*				Analytical Writing	
	Prior Format		Current Format		Prior Format		Current Format			
	Scaled Score	Estimated Current Score	Scaled Score	% Below	Scaled Score	Estimated Current Score	Scaled Score	% Below	Score	% Below
09/20/2015			142	16			148	32	2.5	07

NS - No Score. Indicates that no questions were answered.

* The GRE Verbal Reasoning and Quantitative Reasoning score scales changed in August 2011. For tests taken August 2011 or later, scores are printed in the "Current Format" columns. For tests taken before August 2011, scores on the prior scales and the corresponding estimated scores on the current scales are printed in the "Prior Format" columns.

Subject Test Scores

Test Date	Test Name / Subscore Name	Scaled Score	% Below
-----------	---------------------------	--------------	---------

Score Recipient(s)

Your score reporting history is shown below. "Pending" indicates your scores are not yet available, or your order has not yet been processed.

Undergraduate Institution				
Report Date	Institution (Code)	Department (Code)	Test Type	Test Date
09/30/2015	Indiana U Purdue U Indianapolis (1325)	NONE ()	General Test	09/20/2015

Score Recipient(s)				
Report Date	Institution or Fellowship Sponsor (Code)	Department (Code)	Test Type	Test Date
03/02/2016	U Ctrl Missouri (6090)	Computer Science (0402)	General Test	09/20/2015
01/27/2016	Central Michigan U (1106)	Computer Science (0402)	General Test	09/20/2015
01/27/2016	Florida Internatl U (5206)	Computer Science (0402)	General Test	09/20/2015
09/30/2015	U Texas Arlington (6013)	NONE ()	General Test	09/20/2015
09/30/2015	Indiana U Purdue U Indianapolis (1325)	Computer Science (0402)	General Test	09/20/2015
09/30/2015	U Ctrl Florida (5233)	Computer Science (0402)	General Test	09/20/2015
09/30/2015	Illinois Inst Technology (1318)	NONE ()	General Test	09/20/2015

* Undergraduate Institution does not wish to receive scores

** Score recipient not valid/active

QUESTIONS ABOUT THIS GRE EXAMINEE SCORE REPORT

 Information to help you interpret your GRE scores is available at www.ets.org/gre/stupubs. If you have any questions concerning this GRE Report of Scores, call ETS at 1-609-771-7679 or 1-866-473-4373 (toll free for test takers in the U.S., U.S. Territories*, and Canada) between 8:00 a.m. and 7:45 p.m. EST or email gre-info@ets.org. For information about interpreting your scores, consult **Interpreting Your GRE Scores**, which is available at www.ets.org/gre/understand.

*Includes American Samoa, Guam, Puerto Rico, and U.S. Virgin Islands

SCORE REPORTING

 Policies pertaining to score reporting and use are periodically reviewed and revised by the GRE Board. The policies and procedures explained in the 2013-14 *GRE Information and Registration Bulletin* are effective only for the time period of August 1, 2013 to June 30, 2014 and supersede previous policies and procedures in previous bulletins. GRE scores are reportable for five(5) years following the testing year (July 1 to June 30) in which you tested. Currently, GRE scores earned after July 1, 2008 are available.

PERCENTILE RANK (% BELOW)

The percentile ranks in this report indicate the percentage of examinees who scored below your score. Note that these percentile ranks may be different from those that applied when the scores were originally reported to you if the scores were earned prior to July 2013. This reflects annual updating of these data to permit admissions officers to compare scores, whenever earned, with those for a recent reference group.

RETAKEING A GRE TEST

You can take the GRE revised General Test once every 21 days, and up to five times within any continuous rolling 12-month period. This applies even if you canceled your scores on a test taken previously. You may take the paper-based GRE revised General Test and GRE Subject Tests as often as they are offered.

Note: This policy will be enforced even if a violation is not immediately identified (e.g., inconsistent registration information) and test scores have been reported. In such cases, the invalid scores will be canceled and score recipients will be notified of the cancellation. Test fees will be forfeited.

SCORES NOT REPORTED

"Scores Not Reported" is listed in the Report Date column of the Score Recipients section of your score report if one of three scenarios occurs:

- You requested scores to be sent to an undergraduate institution that does not receive scores.
- The code for the graduate institution you designated to receive scores is no longer active.
- Your reportable score record does not include scores for the requested test.



KARANAM, SAISAKETH

Examinee Score Report

Note: This report is not valid for transmission of scores to an institution.

Note: This report is not valid for transmission of scores to an institution.

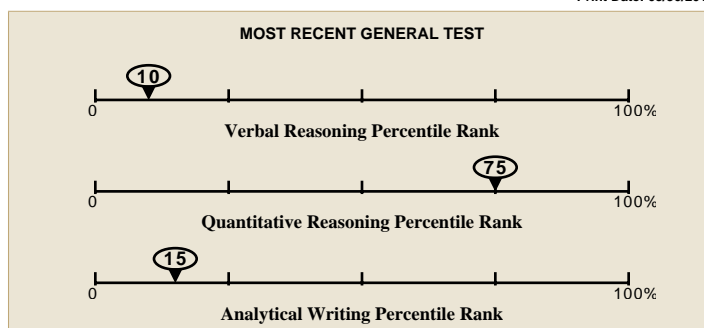
Last (Family/Surname) Name, First (Given) Name, Middle Initial

Print Date: 03/30/2016

Address:	s/o Brahmaiah, Sameerapalem V.V. palem Mandal, Prakasam Dist Ongole, 523116
Email Address:	sai3navuluri@gmail.com
Phone Number:	9963146870
Date of Birth:	03/04/1995
Social Security Number (last 4 digits):	
Gender:	Male
Intended Graduate Major Code:	5199
Intended Graduate Major:	Undecided - Other Fields - Not Listed
Most Recent Test Date:	09/08/2015
Registration Number:	4014569

All dates are formatted as MM/DD/YYYY.

This score report includes all of your General Test and Subject Test scores earned from July 1, 2008 to the present. Only reported scores are available for display.



General Test Scores

Test Date	Verbal Reasoning*				Quantitative Reasoning*				Analytical Writing	
MM/DD/YYYY	Prior Format		Current Format		Prior Format		Current Format			
	Scaled Score	Estimated Current Score	Scaled Score	% Below	Scaled Score	Estimated Current Score	Scaled Score	% Below	Score	% Below
09/08/2015			140	10			159	75	3.0	15

NS - No Score. Indicates that no questions were answered.

* The GRE Verbal Reasoning and Quantitative Reasoning score scales changed in August 2011. For tests taken August 2011 or later, scores are printed in the "Current Format" columns. For tests taken before August 2011, scores on the prior scales and the corresponding estimated scores on the current scales are printed in the "Prior Format" columns.

Subject Test Scores

Test Date	Test Name / Subscore Name	Scaled Score	% Below

Score Recipient(s)

Your score reporting history is shown below. "Pending" indicates your scores are not yet available, or your order has not yet been processed.

Undergraduate Institution				
Report Date	Institution (Code)	Department (Code)	Test Type	Test Date

Score Recipient(s)				
Report Date	Institution or Fellowship Sponsor (Code)	Department (Code)	Test Type	Test Date
11/27/2015	U Missouri Kansas City (6872)	Computer Science (0402)	General Test	09/08/2015
11/27/2015	Texas A&M U Commerce (6188)	Computer Science (0402)	General Test	09/08/2015

* Undergraduate Institution does not wish to receive scores

** Score recipient not valid/active

QUESTIONS ABOUT THIS GRE EXAMINEE SCORE REPORT

Information to help you interpret your GRE scores is available at www.ets.org/gre/stupubs. If you have any questions concerning this GRE Report of Scores, call ETS at 1-609-771-7679 or 1-866-473-4373 (toll free for test takers in the U.S., U.S. Territories*, and Canada) between 8:00 a.m. and 7:45 p.m. EST or email gre-info@ets.org. For information about interpreting your scores, consult **Interpreting Your GRE Scores**, which is available at www.ets.org/gre/understand.

*Includes American Samoa, Guam, Puerto Rico, and U.S. Virgin Islands

SCORE REPORTING

Policies pertaining to score reporting and use are periodically reviewed and revised by the GRE Board. The policies and procedures explained in the 2013-14 *GRE Information and Registration Bulletin* are effective only for the time period of August 1, 2013 to June 30, 2014 and supersede previous policies and procedures in previous bulletins. GRE scores are reportable for five(5) years following the testing year (July 1 to June 30) in which you tested. Currently, GRE scores earned after July 1, 2008 are available.

PERCENTILE RANK (% BELOW)

The percentile ranks in this report indicate the percentage of examinees who scored below your score. Note that these percentile ranks may be different from those that applied when the scores were originally reported to you if the scores were earned prior to July 2013. This reflects annual updating of these data to permit admissions officers to compare scores, whenever earned, with those for a recent reference group.

RETAKEING A GRE TEST

You can take the GRE revised General Test once every 21 days, and up to five times within any continuous rolling 12-month period. This applies even if you canceled your scores on a test taken previously. You may take the paper-based GRE revised General Test and GRE Subject Tests as often as they are offered.

Note: This policy will be enforced even if a violation is not immediately identified (e.g., inconsistent registration information) and test scores have been reported. In such cases, the invalid scores will be canceled and score recipients will be notified of the cancellation. Test fees will be forfeited.

SCORES NOT REPORTED

"Scores Not Reported" is listed in the Report Date column of the Score Recipients section of your score report if one of three scenarios occurs:

- You requested scores to be sent to an undergraduate institution that does not receive scores.
- The code for the graduate institution you designated to receive scores is no longer active.
- Your reportable score record does not include scores for the requested test.

Note: This report is not valid for transmission of scores to an institution.

Last (Family/Surname) Name, First (Given) Name, Middle Initial

Print Date: 03/24/2016

Address:	06-20-s2-85 manchala street tirupati, 517501
Email Address:	sainivas.pavuluri@gmail.com
Phone Number:	7416868026
Date of Birth:	03/05/1994
Social Security Number (last 4 digits):	
Gender:	Male
Intended Graduate Major Code:	0402
Intended Graduate Major:	Computer and Information Sciences - Computer Science
Most Recent Test Date:	09/14/2015
Registration Number:	3987352

All dates are formatted as MM/DD/YYYY.

This score report includes all of your General Test and Subject Test scores earned from July 1, 2008 to the present. Only reported scores are available for display.

General Test Scores

Test Date MM/DD/YYYY	Verbal Reasoning*				Quantitative Reasoning*				Analytical Writing	
	Prior Format		Current Format		Prior Format		Current Format		Score	% Below
	Scaled Score	Estimated Current Score	Scaled Score	% Below	Scaled Score	Estimated Current Score	Scaled Score	% Below		
09/14/2015			143	18			162	83	2.5	07

NS - No Score. Indicates that no questions were answered.

* The GRE Verbal Reasoning and Quantitative Reasoning score scales changed in August 2011. For tests taken August 2011 or later, scores are printed in the "Current Format" columns. For tests taken before August 2011, scores on the prior scales and the corresponding estimated scores on the current scales are printed in the "Prior Format" columns.

Subject Test Scores

Test Date	Test Name / Subscore Name	Scaled Score	% Below

Score Recipient(s)

Your score reporting history is shown below. "Pending" indicates your scores are not yet available, or your order has not yet been processed.

Undergraduate Institution				
Report Date	Institution (Code)	Department (Code)	Test Type	Test Date

Score Recipient(s)				
Report Date	Institution or Fellowship Sponsor (Code)	Department (Code)	Test Type	Test Date
01/27/2016	West Virginia U (5904)	Computer Science (0402)	General Test	09/14/2015
01/27/2016	U Dayton (1834)	Computer Science (0402)	General Test	09/14/2015
01/27/2016	SUNY New Paltz (2541)	Computer Science (0402)	General Test	09/14/2015
01/27/2016	Bradley U (1070)	Computer Science (0402)	General Test	09/14/2015
09/23/2015	SUNY U Buffalo (2925)	Computer Science (0402)	General Test	09/14/2015
09/23/2015	Illinois Inst Technology (1318)	Computer Science (0402)	General Test	09/14/2015
09/23/2015	Northern Illinois U (1559)	Computer Science (0402)	General Test	09/14/2015
09/23/2015	U Minnesota Minneapolis (6874)	Computer Science (0402)	General Test	09/14/2015

* Undergraduate Institution does not wish to receive scores

** Score recipient not valid/active

QUESTIONS ABOUT THIS GRE EXAMINEE SCORE REPORT

Information to help you interpret your GRE scores is available at www.ets.org/gre/stupubs. If you have any questions concerning this GRE Report of Scores, call ETS at 1-609-771-7679 or 1-866-473-4373 (toll free for test takers in the U.S., U.S. Territories*, and Canada) between 8:00 a.m. and 7:45 p.m. EST or email gre-info@ets.org. For information about interpreting your scores, consult **Interpreting Your GRE Scores**, which is available at www.ets.org/gre/understand.

*Includes American Samoa, Guam, Puerto Rico, and U.S. Virgin Islands

SCORE REPORTING

Policies pertaining to score reporting and use are periodically reviewed and revised by the GRE Board. The policies and procedures explained in the 2013-14 *GRE Information and Registration Bulletin* are effective only for the time period of August 1, 2013 to June 30, 2014 and supersede previous policies and procedures in previous bulletins. GRE scores are reportable for five(5) years following the testing year (July 1 to June 30) in which you tested. Currently, GRE scores earned after July 1, 2008 are available.

PERCENTILE RANK (% BELOW)

The percentile ranks in this report indicate the percentage of examinees who scored below your score. Note that these percentile ranks may be different from those that applied when the scores were originally reported to you if the scores were earned prior to July 2013. This reflects annual updating of these data to permit admissions officers to compare scores, whenever earned, with those for a recent reference group.

RETAKEING A GRE TEST

You can take the GRE revised General Test once every 21 days, and up to five times within any continuous rolling 12-month period. This applies even if you canceled your scores on a test taken previously. You may take the paper-based GRE revised General Test and GRE Subject Tests as often as they are offered.

Note: This policy will be enforced even if a violation is not immediately identified (e.g., inconsistent registration information) and test scores have been reported. In such cases, the invalid scores will be canceled and score recipients will be notified of the cancellation. Test fees will be forfeited.

SCORES NOT REPORTED

"Scores Not Reported" is listed in the Report Date column of the Score Recipients section of your score report if one of three scenarios occurs:

- You requested scores to be sent to an undergraduate institution that does not receive scores.
- The code for the graduate institution you designated to receive scores is no longer active.
- Your reportable score record does not include scores for the requested test.



pavuluri, munisainivas

Examinee Score Report

Note: This report is not valid for transmission of scores to an institution.

Note: This report is not valid for transmission of scores to an institution.

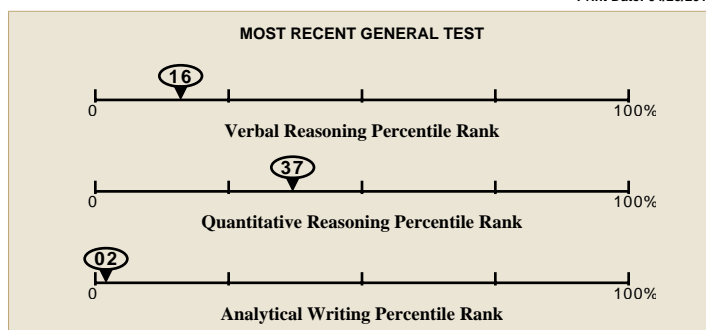
Last (Family/Surname) Name, First (Given) Name, Middle Initial

Print Date: 04/25/2016

Address:	20-3-124/10c1 rayalavari street tirupathi, 517501
Email Address:	pbhanu94@gmail.com
Phone Number:	9346755057
Date of Birth:	10/11/1994
Social Security Number (last 4 digits):	
Gender:	Female
Intended Graduate Major Code:	5199
Intended Graduate Major:	Undecided - Other Fields - Not Listed
Most Recent Test Date:	11/16/2015
Registration Number:	4779290

All dates are formatted as MM/DD/YYYY.

This score report includes all of your General Test and Subject Test scores earned from July 1, 2008 to the present. Only reported scores are available for display.



General Test Scores

Test Date MM/DD/YYYY	Verbal Reasoning*				Quantitative Reasoning*				Analytical Writing	
	Prior Format		Current Format		Prior Format		Current Format			
	Scaled Score	Estimated Current Score	Scaled Score	% Below	Scaled Score	Estimated Current Score	Scaled Score	% Below	Score	% Below
11/16/2015			142	16			149	37	2.0	02
09/15/2015			138	07			150	40	2.0	02

NS - No Score. Indicates that no questions were answered.

* The GRE Verbal Reasoning and Quantitative Reasoning score scales changed in August 2011. For tests taken August 2011 or later, scores are printed in the "Current Format" columns. For tests taken before August 2011, scores on the prior scales and the corresponding estimated scores on the current scales are printed in the "Prior Format" columns.

Subject Test Scores

Test Date	Test Name / Subscore Name	Scaled Score	% Below
-----------	---------------------------	--------------	---------

Score Recipient(s)

Your score reporting history is shown below. "Pending" indicates your scores are not yet available, or your order has not yet been processed.

Undergraduate Institution				
Report Date	Institution (Code)	Department (Code)	Test Type	Test Date

Score Recipient(s)				
Report Date	Institution or Fellowship Sponsor (Code)	Department (Code)	Test Type	Test Date
11/25/2015	Southern Illinois U Carbon (1726)	NONE ()	General Test	11/16/2015
			General Test	09/15/2015
11/25/2015	Indiana U South Bend (1339)	NONE ()	General Test	11/16/2015
			General Test	09/15/2015
11/25/2015	Northern Illinois U (1559)	NONE ()	General Test	11/16/2015
			General Test	09/15/2015
11/25/2015	U Minnesota Minneapolis (6874)	NONE ()	General Test	11/16/2015
			General Test	09/15/2015
09/23/2015	U Minnesota Minneapolis (6874)	NONE ()	General Test	09/15/2015
09/23/2015	U Florida (5812)	NONE ()	General Test	09/15/2015
09/23/2015	Northern Illinois U (1559)	NONE ()	General Test	09/15/2015
09/23/2015	U Houston Main Campus (6870)	NONE ()	General Test	09/15/2015

* Undergraduate Institution does not wish to receive scores

** Score recipient not valid/active

QUESTIONS ABOUT THIS GRE EXAMINEE SCORE REPORT

Information to help you interpret your GRE scores is available at www.ets.org/gre/stupubs. If you have any questions concerning this GRE Report of Scores, call ETS at 1-609-771-7679 or 1-866-473-4373 (toll free for test takers in the U.S., U.S. Territories*, and Canada) between 8:00 a.m. and 7:45 p.m. EST or email gre-info@ets.org. For information about interpreting your scores, consult **Interpreting Your GRE Scores**, which is available at www.ets.org/gre/understand.

*Includes American Samoa, Guam, Puerto Rico, and U.S. Virgin Islands

SCORE REPORTING

Policies pertaining to score reporting and use are periodically reviewed and revised by the GRE Board. The policies and procedures explained in the 2013-14 *GRE Information and Registration Bulletin* are effective only for the time period of August 1, 2013 to June 30, 2014 and supersede previous policies and procedures in previous bulletins. GRE scores are reportable for five(5) years following the testing year (July 1 to June 30) in which you tested. Currently, GRE scores earned after July 1, 2008 are available.

PERCENTILE RANK (% BELOW)

The percentile ranks in this report indicate the percentage of examinees who scored below your score. Note that these percentile ranks may be different from those that applied when the scores were originally reported to you if the scores were earned prior to July 2013. This reflects annual updating of these data to permit admissions officers to compare scores, whenever earned, with those for a recent reference group.

RETAKE A GRE TEST

You can take the GRE revised General Test once every 21 days, and up to five times within any continuous rolling 12-month period. This applies even if you canceled your scores on a test taken previously. You may take the paper-based GRE revised General Test and GRE Subject Tests as often as they are offered.

Note: This policy will be enforced even if a violation is not immediately identified (e.g., inconsistent registration information) and test scores have been reported. In such cases, the invalid scores will be canceled and score recipients will be notified of the cancellation. Test fees will be forfeited.



peddirappagari, bhanu

Examinee Score Report

Note: This report is not valid for transmission of scores to an institution.

SCORES NOT REPORTED

- "Scores Not Reported" is listed in the Report Date column of the Score Recipients section of your score report if one of three scenarios occurs:
- You requested scores to be sent to an undergraduate institution that does not receive scores.
 - The code for the graduate institution you designated to receive scores is no longer active.
 - Your reportable score record does not include scores for the requested test.

Note: This report is not valid for transmission of scores to an institution.



Duriseti, Priyanka

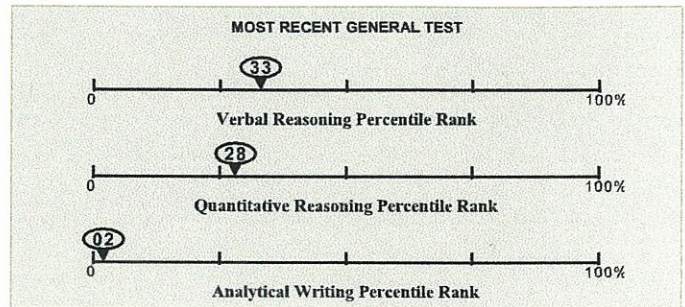
Examinee Score Report

Note: This report is not valid for transmission of scores to an institution.

Last (Family/Surname) Name, First (Given) Name, Middle Initial

Print Date: 12/22/2015

Address:	6-12-8 K B layout tirupati, chittoor, Ap tirupati, 517501
Email Address:	priyanka.duriseti@gmail.com
Phone Number:	9494749972
Date of Birth:	07/05/1995
Social Security Number (last 4 digits):	
Gender:	Female
Intended Graduate Major Code:	0402
Intended Graduate Major:	Computer and Information Sciences - Computer Science
Most Recent Test Date:	10/08/2015
Registration Number:	4359691



All dates are formatted as MM/DD/YYYY.

This score report includes all of your General Test and Subject Test scores earned from July 1, 2008 to the present. Only reported scores are available for display.

General Test Scores

Test Date MM/DD/YYYY	Verbal Reasoning*				Quantitative Reasoning*				Analytical Writing	
	Prior Format Scaled Score	Current Format Estimated Current Score	Scaled Score	% Below	Prior Format Scaled Score	Current Format Estimated Current Score	Scaled Score	% Below	Score	% Below
10/08/2015			147	33			147	28	2.0	02
08/10/2015			138	07			149	37	2.5	07

NS - No Score. Indicates that no questions were answered.

* The GRE Verbal Reasoning and Quantitative Reasoning score scales changed in August 2011. For tests taken August 2011 or later, scores are printed in the "Current Format" columns. For tests taken before August 2011, scores on the prior scales and the corresponding estimated scores on the current scales are printed in the "Prior Format" columns.

Subject Test Scores

Test Date	Test Name / Subscore Name	Scaled Score	% Below
-----------	---------------------------	--------------	---------

Score Recipient(s)

Your score reporting history is shown below. "Pending" indicates your scores are not yet available, or your order has not yet been processed.

Undergraduate Institution				
Report Date	Institution (Code)	Department (Code)	Test Type	Test Date

Score Recipient(s)				
Report Date	Institution or Fellowship Sponsor (Code)	Department (Code)	Test Type	Test Date
10/16/2015	U Toronto (0982)	Computer Science (0402)	General Test	10/08/2015
10/16/2015	Chicago St U (1118)	Computer Science (0402)	General Test	10/08/2015

* Undergraduate Institution does not wish to receive scores

** Score recipient not valid/active

QUESTIONS ABOUT THIS GRE EXAMINEE SCORE REPORT

Information to help you interpret your GRE scores is available at www.ets.org/gre/stupubs. If you have any questions concerning this GRE Report of Scores, call ETS at 1-809-771-7679 or 1-866-473-4373 (toll free for test takers in the U.S., U.S. Territories*, and Canada) between 8:00 a.m. and 7:45 p.m. EST or email gre-info@ets.org. For information about interpreting your scores, consult **Interpreting Your GRE Scores**, which is available at www.ets.org/gre/understand.

*Includes American Samoa, Guam, Puerto Rico, and U.S. Virgin Islands

SCORE REPORTING

Policies pertaining to score reporting and use are periodically reviewed and revised by the GRE Board. The policies and procedures explained in the 2013-14 GRE Information and Registration Bulletin are effective only for the time period of August 1, 2013 to June 30, 2014 and supersede previous policies and procedures in previous bulletins. GRE scores are reportable for five(5) years following the testing year (July 1 to June 30) in which you tested. Currently, GRE scores earned after July 1, 2008 are available.

PERCENTILE RANK (% BELOW)

The percentile ranks in this report indicate the percentage of examinees who scored below your score. Note that these percentile ranks may be different from those that applied when the scores were originally reported to you if the scores were earned prior to July 2013. This reflects annual updating of these data to permit admissions officers to compare scores, whenever earned, with those for a recent reference group.

RETAKING A GRE TEST

You can take the GRE revised General Test once every 21 days, and up to five times within any continuous rolling 12-month period. This applies even if you canceled your scores on a test taken previously. You may take the paper-based GRE revised General Test and GRE Subject Tests as often as they are offered.

Note: This policy will be enforced even if a violation is not immediately identified (e.g., inconsistent registration information) and test scores have been reported. In such cases, the invalid scores will be canceled and score recipients will be notified of the cancellation. Test fees will be forfeited.

SCORES NOT REPORTED

"Scores Not Reported" is listed in the Report Date column of the Score Recipients section of your score report if one of three scenarios occurs:

- You requested scores to be sent to an undergraduate institution that does not receive scores.
- The code for the graduate institution you designated to receive scores is no longer active.
- Your reportable score record does not include scores for the requested test.

Note: This report is not valid for transmission of scores to an institution.


HEAD
Dept. of Computer Science & Engineering
SREE VIDYANIKETHAN ENGINEERING COLLEGE
Sree Sainath Nagar, A. RANGAMPET
CHITTOOR (Dt)-517 002, A.P.

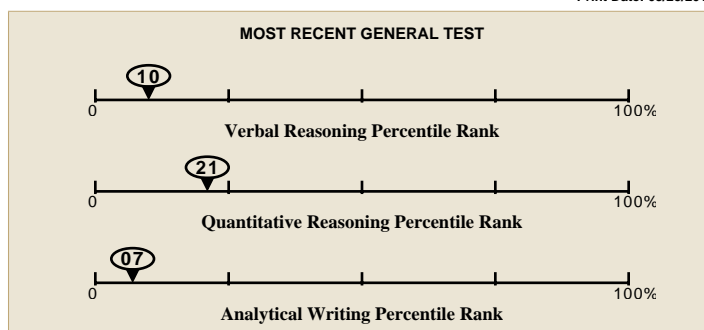
Last (Family/Surname) Name, First (Given) Name, Middle Initial

Print Date: 03/25/2016

Address:	1-4-s3-129/j9,third floor vishnu towers,balaji colony tirupati, 517501
Email Address:	thulasidhar2012@gmail.com
Phone Number:	8801754472
Date of Birth:	07/03/1995
Social Security Number (last 4 digits):	
Gender:	Male
Intended Graduate Major Code:	0402
Intended Graduate Major:	Computer and Information Sciences - Computer Science
Most Recent Test Date:	01/28/2016
Registration Number:	4500590

All dates are formatted as MM/DD/YYYY.

This score report includes all of your General Test and Subject Test scores earned from July 1, 2008 to the present. Only reported scores are available for display.



General Test Scores

Test Date MM/DD/YYYY	Verbal Reasoning*				Quantitative Reasoning*				Analytical Writing	
	Prior Format		Current Format		Prior Format		Current Format			
	Scaled Score	Estimated Current Score	Scaled Score	% Below	Scaled Score	Estimated Current Score	Scaled Score	% Below	Score	% Below
01/28/2016			140	10			145	21	2.5	07

NS - No Score. Indicates that no questions were answered.

* The GRE Verbal Reasoning and Quantitative Reasoning score scales changed in August 2011. For tests taken August 2011 or later, scores are printed in the "Current Format" columns. For tests taken before August 2011, scores on the prior scales and the corresponding estimated scores on the current scales are printed in the "Prior Format" columns.

Subject Test Scores

Test Date	Test Name / Subscore Name	Scaled Score	% Below
-----------	---------------------------	--------------	---------

Score Recipient(s)

Your score reporting history is shown below. "Pending" indicates your scores are not yet available, or your order has not yet been processed.

Undergraduate Institution				
Report Date	Institution (Code)	Department (Code)	Test Type	Test Date

Score Recipient(s)				
Report Date	Institution or Fellowship Sponsor (Code)	Department (Code)	Test Type	Test Date
02/05/2016	U Texas Dallas (6897)	NONE ()	General Test	01/28/2016
02/05/2016	Illinois Inst Technology (1318)	NONE ()	General Test	01/28/2016
02/05/2016	DeVry U Oklahoma City (9578)	NONE ()	General Test	01/28/2016
02/05/2016	New York Inst Technology (2561)	NONE ()	General Test	01/28/2016

* Undergraduate Institution does not wish to receive scores

** Score recipient not valid/active

QUESTIONS ABOUT THIS GRE EXAMINEE SCORE REPORT

Information to help you interpret your GRE scores is available at www.ets.org/gre/stupubs. If you have any questions concerning this GRE Report of Scores, call ETS at 1-609-771-7679 or 1-866-473-4373 (toll free for test takers in the U.S., U.S. Territories*, and Canada) between 8:00 a.m. and 7:45 p.m. EST or email gre-info@ets.org. For information about interpreting your scores, consult

Interpreting Your GRE Scores, which is available at www.ets.org/gre/understand.

*Includes American Samoa, Guam, Puerto Rico, and U.S. Virgin Islands

SCORE REPORTING

Policies pertaining to score reporting and use are periodically reviewed and revised by the GRE Board. The policies and procedures explained in the 2013-14 *GRE Information and Registration Bulletin* are effective only for the time period of August 1, 2013 to June 30, 2014 and supersede previous policies and procedures in previous bulletins. GRE scores are reportable for five(5) years following the testing year (July 1 to June 30) in which you tested. Currently, GRE scores earned after July 1, 2008 are available.

PERCENTILE RANK (% BELOW)

The percentile ranks in this report indicate the percentage of examinees who scored below your score. Note that these percentile ranks may be different from those that applied when the scores were originally reported to you if the scores were earned prior to July 2013. This reflects annual updating of these data to permit admissions officers to compare scores, whenever earned, with those for a recent reference group.

RETAKING A GRE TEST

You can take the GRE revised General Test once every 21 days, and up to five times within any continuous rolling 12-month period. This applies even if you canceled your scores on a test taken previously. You may take the paper-based GRE revised General Test and GRE Subject Tests as often as they are offered.

Note: This policy will be enforced even if a violation is not immediately identified (e.g., inconsistent registration information) and test scores have been reported. In such cases, the invalid scores will be canceled and score recipients will be notified of the cancellation. Test fees will be forfeited.

SCORES NOT REPORTED

"Scores Not Reported" is listed in the Report Date column of the Score Recipients section of your score report if one of three scenarios occurs:

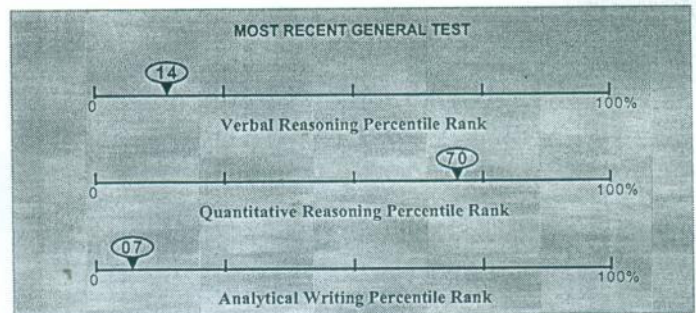
- You requested scores to be sent to an undergraduate institution that does not receive scores.
- The code for the graduate institution you designated to receive scores is no longer active.
- Your reportable score record does not include scores for the requested test.

Note: This report is not valid for transmission of scores to an institution.

Last (Family/Surname) Name, First (Given) Name, Middle Initial

Print Date: 08/24/2016

Address:	13-220/5, Lingayath Street Rama Krishna Reddy Nagar Palamaneru, 517408
Email Address:	nandakishore.ankireddy@gmail.com
Phone Number:	9703086070
Date of Birth:	12/03/1994
Social Security Number (last 4 digits):	
Gender:	Male
Intended Graduate Major Code:	0402
Intended Graduate Major:	Computer and Information Sciences - Computer Science
Most Recent Test Date:	08/17/2016
Registration Number:	5686733



All dates are formatted as MM/DD/YYYY.

This score report includes all of your General Test and Subject Test scores earned from July 1, 2008 to the present. Only reported scores are available for display.

General Test Scores

Test Date MM/DD/YYYY	Verbal Reasoning*				Quantitative Reasoning*				Analytical Writing	
	Prior Format		Current Format		Prior Format		Current Format		Score	% Below
	Scaled Score	Estimated Current Score	Scaled Score	% Below	Scaled Score	Estimated Current Score	Scaled Score	% Below		
08/17/2016			141	14			158	70	2.5	07
06/01/2016			137	06			151	43	2.5	07

NS - No Score. Indicates that no questions were answered.

* The GRE Verbal Reasoning and Quantitative Reasoning score scales changed in August 2011. For tests taken August 2011 or later, scores are printed in the "Current Format" columns. For tests taken before August 2011, scores on the prior scales and the corresponding estimated scores on the current scales are printed in the "Prior Format" columns.

Subject Test Scores

Test Date	Test Name / Subscore Name	Scaled Score	% Below
-----------	---------------------------	--------------	---------

Score Recipient(s)

Your score reporting history is shown below. "Pending" indicates your scores are not yet available, or your order has not yet been processed.

Undergraduate Institution		Department (Code)	Test Type	Test Date
Report Date	Institution (Code)			

Score Recipient(s)				
Report Date	Institution or Fellowship Sponsor (Code)	Department (Code)	Test Type	Test Date
08/24/2016	U Missouri Kansas City (6872)	Computer Science (0402)	General Test	08/17/2016
08/24/2016	Central Michigan U (1106)	Computer Science (0402)	General Test	08/17/2016
08/24/2016	Bradley U (1070)	Computer Science (0402)	General Test	08/17/2016
08/24/2016	U Texas Dallas (6897)	Computer Science (0402)	General Test	08/17/2016
06/10/2016	Bradley U (1070)	Computer Science (0402)	General Test	06/01/2016
06/10/2016	U Ctrl Missouri (6090)	Computer Science (0402)	General Test	06/01/2016
06/10/2016	Central Michigan U (1106)	Computer Science (0402)	General Test	06/01/2016
06/10/2016	Indiana St U (1322)	Computer Science (0402)	General Test	06/01/2016

* Undergraduate institution does not wish to receive scores

** Score recipient not valid/active

About Your GRE® Score Report

Score Reporting Policies

With the ScoreSelect® option, you can decide which test scores to send to the institutions you designate. There are three options to choose from:

- Most Recent option - Send your scores from your most recent test administration
- All option - Send your scores from all administrations in the last five years
- Any option - Send your scores from one OR as many test administrations in the last five years (this option is not available on test day when you select up to four FREE score reports)

Scores for a test administration must be reported in their entirety. Institutions will receive score reports that show only the scores that you selected to send to them. There will be no special indication if you have taken additional GRE tests. See the GRE® Information Bulletin for details. The policies and procedures explained in the Bulletin for the current testing year supersede previous policies and procedures in previous bulletins.

Scores will be sent to designated score recipients approximately 10-15 days after a computer-delivered test and 5 weeks after a paper-delivered test. If your scores are not available for any reason, you will see "Not Available" in Your Test Score History.

GRE test scores are reportable according to the following policies:

- For tests taken prior to July 1, 2016, scores are reportable for five (5) years following the testing year in which you tested (July 1 - June 30). For example, scores for a test taken on May 15, 2015, are reportable through June 30, 2020. GRE scores earned prior to August 2011 are no longer reportable.
- For tests taken on or after July 1, 2016, scores are reportable for five (5) years following your test date. For example, scores for a test taken on July 3, 2016, are reportable through July 2, 2021.

Note: Score recipients will only receive scores from test administrations that you have selected to send to them.

Percentile Rank (% Below)

A percentile rank for a test score indicates the percentage of test takers who took that test and received a lower score. Regardless of when the reported scores were earned, the percentile ranks for General Test and Subject Test scores are based on the scores of all test takers who tested within the most recent three-year period.

Duriseti, Priyanka

Examinee Score Report

Note: This report is not valid for transmission of scores to an institution.

Print Date: 12/22/2015

Last (Family) Name: First (Given) Name: Middle Initial

Address: 6-12, B K D Jayant
Bhupali, Chittoor, AP
Bhupali, 517501

Email Address: priyanka.duriseti@gmail.com

Phone Number: 9894749872

Date of Birth: 07/06/1995

Social Security Number (last 4 digits):


Gender: Female

Intended Graduate Major Code: 0402

Intended Graduate Major: Computer and Information Sciences - Computer Science

Most Recent Test Date: 10/08/2015

Registration Number: 4359091



All dates are formatted as MM/DD/YYYY.

This score report includes all of your General Test and Subject Test scores earned from July 1, 2008 to the present. Only reported scores are available for display.

General Test Scores

Test Date MM/DD/YYYY	Verbal Reasoning*				Quantitative Reasoning*				Analytical Writing	
	Prior Format Scaled Score	Current Format Estimated Current Score	Current Format Scaled Score	% Below	Prior Format Scaled Score	Current Format Estimated Current Score	Current Format Scaled Score	% Below	Score	% Below
10/08/2015			147	33			147	28	2.0	02
08/10/2015			138	07			149	37	2.5	07

NS - No Score. Indicates that no questions were answered.

* The GRE Verbal Reasoning and Quantitative Reasoning score scales changed in August 2011. For tests taken August 2011 or later, scores are printed in the "Current Format" columns. For tests taken before August 2011, scores on the prior scales and the corresponding estimated scores on the current scales are printed in the "Prior Format" columns.

Subject Test Scores

Test Date	Test Name / Subscore Name	Scaled Score	% Below
-----------	---------------------------	--------------	---------

Score Recipient(s)

Your score reporting history is shown below. "Pending" indicates your scores are not yet available, or your order has not yet been processed.

Undergraduate Institution		Department (Code)	Test Type	Test Date
Report Date	Institution (Code)			
Score Recipient(s)				
Report Date	Institution or Fellowship Sponsor (Code)	Department (Code)	Test Type	Test Date
10/16/2015	U Toronto (0982)	Computer Science (0402)	General Test	10/08/2015
10/16/2015	Chicago St U (1118)	Computer Science (0402)	General Test	10/08/2015

* Undergraduate Institution does not wish to receive scores
** Score recipient not valid/active

QUESTIONS ABOUT THIS GRE EXAMINEE SCORE REPORT

Information to help you interpret your GRE scores is available at www.ets.org/gre/stupubs. If you have any questions concerning this GRE Report of Scores, call ETS at 1-800-771-7679 or 1-866-473-4373 (toll free for test takers in the U.S., U.S. Territories*, and Canada) between 8:00 a.m. and 7:45 p.m. EST or email gre-info@ets.org. For information about interpreting your scores, consult *Interpreting Your GRE Scores*, which is available at www.ets.org/gre/understand.
*Includes American Samoa, Guam, Puerto Rico, and U.S. Virgin Islands

SCORE REPORTING

Policies pertaining to score reporting and use are periodically reviewed and revised by the GRE Board. The policies and procedures explained in the 2013-14 GRE Information and Registration Bulletin are effective only for the time period of August 1, 2013 to June 30, 2014 and supersede previous policies and procedures in previous bulletins. GRE scores are reportable for five(5) years following the testing year (July 1 to June 30) in which you tested. Currently, GRE scores earned after July 1, 2008 are available.

PERCENTILE RANK (% BELOW)

The percentile ranks in this report indicate the percentage of examinees who scored below your score. Note that these percentile ranks may be different from those that applied when the scores were originally reported to you if the scores were earned prior to July 2013. This reflects annual updating of these data to permit admissions officers to compare scores, whenever earned, with those for a recent reference group.

RETAKING A GRE TEST

You can take the GRE revised General Test once every 21 days, and up to five times within any continuous rolling 12-month period. This applies even if you canceled your scores on a test taken previously. You may take the paper-based GRE revised General Test and GRE Subject Tests as often as they are offered.
Note: This policy will be enforced even if a violation is not immediately identified (e.g., inconsistent registration information) and test scores have been reported. In such cases, the invalid scores will be canceled and score recipients will be notified of the cancellation. Test fees will be forfeited.

SCORES NOT REPORTED

"Scores Not Reported" is listed in the Report Date column of the Score Recipients section of your score report if one of three scenarios occurs:

- You requested scores to be sent to an undergraduate institution that does not receive scores.
- The code for the graduate institution you designated to receive scores is no longer active.
- Your reportable score record does not include scores for the requested test.

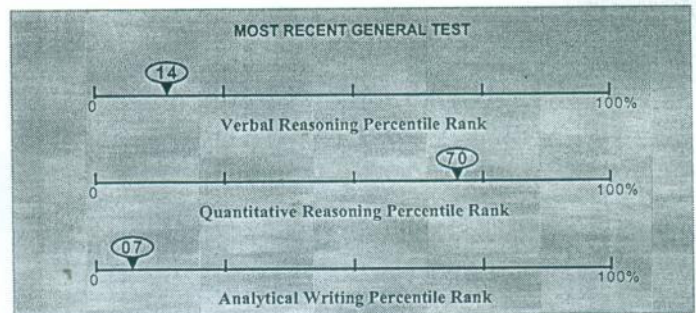
Note: This report is not valid for transmission of scores to an institution.

HEAD
Dept. of Computer Science & Engineering
VJEE VIDYANIKETHAN ENGINEERING COLLEGE
Sree Sainath Nagar, A. RANGAMPET
CHITTOOR (Dt)-517 102, A.P.

Last (Family/Surname) Name, First (Given) Name, Middle Initial

Print Date: 08/24/2016

Address:	13-220/5, Lingayath Street Rama Krishna Reddy Nagar Palamaneru, 517408
Email Address:	nandakishore.ankireddy@gmail.com
Phone Number:	9703086070
Date of Birth:	12/03/1994
Social Security Number (last 4 digits):	
Gender:	Male
Intended Graduate Major Code:	0402
Intended Graduate Major:	Computer and Information Sciences - Computer Science
Most Recent Test Date:	08/17/2016
Registration Number:	5686733



All dates are formatted as MM/DD/YYYY.

This score report includes all of your General Test and Subject Test scores earned from July 1, 2008 to the present. Only reported scores are available for display.

General Test Scores

Test Date MM/DD/YYYY	Verbal Reasoning*				Quantitative Reasoning*				Analytical Writing	
	Prior Format		Current Format		Prior Format		Current Format		Score	% Below
	Scaled Score	Estimated Current Score	Scaled Score	% Below	Scaled Score	Estimated Current Score	Scaled Score	% Below		
08/17/2016			141	14			158	70	2.5	07
06/01/2016			137	06			151	43	2.5	07

NS - No Score. Indicates that no questions were answered.

* The GRE Verbal Reasoning and Quantitative Reasoning score scales changed in August 2011. For tests taken August 2011 or later, scores are printed in the "Current Format" columns. For tests taken before August 2011, scores on the prior scales and the corresponding estimated scores on the current scales are printed in the "Prior Format" columns.

Subject Test Scores

Test Date	Test Name / Subscore Name	Scaled Score	% Below
-----------	---------------------------	--------------	---------

Score Recipient(s)

Your score reporting history is shown below. "Pending" indicates your scores are not yet available, or your order has not yet been processed.

Report Date	Institution (Code)	Department (Code)	Test Type	Test Date
-------------	--------------------	-------------------	-----------	-----------

Report Date	Institution or Fellowship Sponsor (Code)	Department (Code)	Test Type	Test Date
08/24/2016	U Missouri Kansas City (6872)	Computer Science (0402)	General Test	08/17/2016
08/24/2016	Central Michigan U (1106)	Computer Science (0402)	General Test	08/17/2016
08/24/2016	Bradley U (1070)	Computer Science (0402)	General Test	08/17/2016
08/24/2016	U Texas Dallas (6897)	Computer Science (0402)	General Test	08/17/2016
06/10/2016	Bradley U (1070)	Computer Science (0402)	General Test	06/01/2016
06/10/2016	U Ctrl Missouri (6090)	Computer Science (0402)	General Test	06/01/2016
06/10/2016	Central Michigan U (1106)	Computer Science (0402)	General Test	06/01/2016
06/10/2016	Indiana St U (1322)	Computer Science (0402)	General Test	06/01/2016

* Undergraduate institution does not wish to receive scores

** Score recipient not valid/active

About Your GRE® Score Report

Score Reporting Policies

With the ScoreSelect® option, you can decide which test scores to send to the institutions you designate. There are three options to choose from:

- Most Recent option - Send your scores from your most recent test administration
- All option - Send your scores from all administrations in the last five years
- Any option - Send your scores from one OR as many test administrations in the last five years (this option is not available on test day when you select up to four FREE score reports)

Scores for a test administration must be reported in their entirety. Institutions will receive score reports that show only the scores that you selected to send to them. There will be no special indication if you have taken additional GRE tests. See the GRE® Information Bulletin for details. The policies and procedures explained in the Bulletin for the current testing year supersede previous policies and procedures in previous bulletins.

Scores will be sent to designated score recipients approximately 10-15 days after a computer-delivered test and 5 weeks after a paper-delivered test. If your scores are not available for any reason, you will see "Not Available" in Your Test Score History.

GRE test scores are reportable according to the following policies:

- For tests taken prior to July 1, 2016, scores are reportable for five (5) years following the testing year in which you tested (July 1 - June 30). For example, scores for a test taken on May 15, 2015, are reportable through June 30, 2020. GRE scores earned prior to August 2011 are no longer reportable.
- For tests taken on or after July 1, 2016, scores are reportable for five (5) years following your test date. For example, scores for a test taken on July 3, 2016, are reportable through July 2, 2021.

Note: Score recipients will only receive scores from test administrations that you have selected to send to them.

Percentile Rank (% Below)

A percentile rank for a test score indicates the percentage of test takers who took that test and received a lower score. Regardless of when the reported scores were earned, the percentile ranks for General Test and Subject Test scores are based on the scores of all test takers who tested within the most recent three-year period.

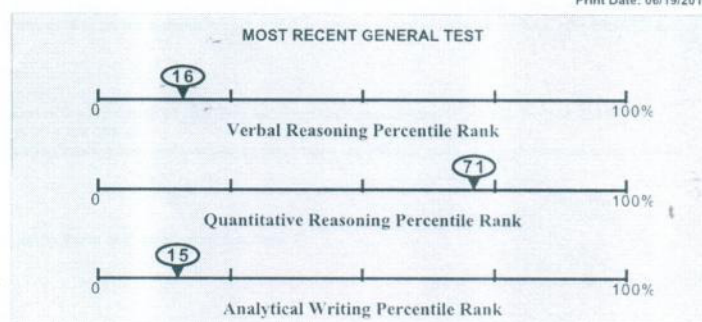
Last (Family/Surname) Name, First (Given) Name, Middle Initial

Print Date: 06/19/2016

Address:	18-35-S7-307 Ramachandra nagar, kt road Tirupati, 517501
Email Address:	deepakrajkd@gmail.com
Phone Number:	9032111119
Date of Birth:	09/24/1995
Social Security Number (last 4 digits):	
Gender:	Male
Intended Graduate Major Code:	4303
Intended Graduate Major:	Business -- Other - Management Information Systems
Most Recent Test Date:	09/09/2015
Registration Number:	3660923

All dates are formatted as MM/DD/YYYY.

This score report includes all of your General Test and Subject Test scores earned from July 1, 2008 to the present. Only reported scores are available for display.



General Test Scores

Test Date MM/DD/YYYY	Verbal Reasoning*				Quantitative Reasoning*				Analytical Writing	
	Prior Format		Current Format		Prior Format		Current Format		Score	% Below
	Scaled Score	Estimated Current Score	Scaled Score	% Below	Scaled Score	Estimated Current Score	Scaled Score	% Below		
09/09/2015			142	16			158	71	3.0	15
06/15/2015			137	05			153	52	2.5	07

NS - No Score, Indicates that no questions were answered.

* The GRE Verbal Reasoning and Quantitative Reasoning score scales changed in August 2011. For tests taken August 2011 or later, scores are printed in the "Current Format" columns. For tests taken before August 2011, scores on the prior scales and the corresponding estimated scores on the current scales are printed in the "Prior Format" columns.

Subject Test Scores

Test Date	Test Name / Subscore Name	Scaled Score	% Below
-----------	---------------------------	--------------	---------

Score Recipient(s)

Your score reporting history is shown below. "Pending" indicates your scores are not yet available, or your order has not yet been processed.

Undergraduate Institution				
Report Date	Institution (Code)	Department (Code)	Test Type	Test Date
Score Recipient(s)				
Report Date	Institution or Fellowship Sponsor (Code)	Department (Code)	Test Type	Test Date
03/02/2016	Northeastern U Engineering (3665)	Management Information Systems (4303)	General Test	09/09/2015
02/10/2016	New Jersey Inst Tech (2513)	Management Information Systems (4303)	General Test	09/09/2015
02/10/2016	Auburn U (1005)	Management Information Systems (4303)	General Test	09/09/2015
12/02/2015	U Illinois at Springfield (1787)	Management Information Systems (4303)	General Test	09/09/2015
12/02/2015	U Illinois Chicago (1851)	Management Information Systems (4303)	General Test	09/09/2015
12/02/2015	Oklahoma St U (6546)	Management Information Systems (4303)	General Test	09/09/2015
12/02/2015	California Lutheran U (4088)	Management Information Systems (4303)	General Test	09/09/2015
12/02/2015	San Diego St U (4682)	Management Information Systems (4303)	General Test	09/09/2015
12/02/2015	Santa Clara U Leavy Sch Bus (7238)	Management Information Systems (4303)	General Test	09/09/2015
12/02/2015	U Texas Arlington (6013)	Management Information Systems (4303)	General Test	09/09/2015
09/18/2015	Rochester Inst Technology (2760)	Management Information Systems (4303)	General Test	09/09/2015
09/18/2015	Georgia Inst Technology (5248)	Management Information Systems (4303)	General Test	09/09/2015
09/18/2015	Northern Illinois U (1559)	Management Information Systems (4303)	General Test	09/09/2015
09/18/2015	Illinois Inst Technology (1318)	Management Information Systems (4303)	General Test	09/09/2015
06/24/2015	Santa Clara U (4851)	Management Information Systems (4303)	General Test	06/15/2015
06/24/2015	U Texas Arlington (6013)	Management Information Systems (4303)	General Test	06/15/2015
06/24/2015	U Southern California (4852)	Management Information Systems (4303)	General Test	06/15/2015
06/24/2015	Northern Illinois U (1559)	Management Information Systems (4303)	General Test	06/15/2015

* Undergraduate Institution does not wish to receive scores

** Score recipient not valid/active

QUESTIONS ABOUT THIS GRE EXAMINEE SCORE REPORT

Information to help you interpret your GRE scores is available at www.ets.org/gre/stupubs. If you have any questions concerning this GRE Report of Scores, call ETS at 1-809-771-7679 or 1-866-473-4373 (toll free for test takers in the U.S., U.S. Territories*, and Canada) between 8:00 a.m. and 7:45 p.m. EST or email gre-info@ets.org. For information about interpreting your scores, consult **Interpreting Your GRE Scores**, which is available at www.ets.org/gre/understand.

*Includes American Samoa, Guam, Puerto Rico, and U.S. Virgin Islands

SCORE REPORTING

Policies pertaining to score reporting and use are periodically reviewed and revised by the GRE Board. The policies and procedures explained in the 2013-14 *GRE Information and Registration Bulletin* are effective only for the time period of August 1, 2013 to June 30, 2014 and supersede previous policies and procedures in previous bulletins. GRE scores are reportable for five(5) years following the testing year (July 1 to June 30) in which you tested. Currently, GRE scores earned after July 1, 2008 are available.

Duriseti, Priyanka

Examinee Score Report

Note: This report is not valid for transmission of scores to an institution.

Print Date: 12/22/2015

Last (Family/Surname) Name: First (Given) Name: Middle Initial

Address: 6-12, B K D Jayant
Brupali, Chittoor, AP
Brupali, 517501

Email Address: priyanka.duriseti@gmail.com

Phone Number: 9894749872

Date of Birth: 07/06/1995

Social Security Number (last 4 digits):

Gender: Female

Intended Graduate Major Code: 0402

Intended Graduate Major: Computer and Information Sciences - Computer Science


Most Recent Test Date: 10/08/2015

Registration Number: 4359091

All dates are formatted as MM/DD/YYYY.

This score report includes all of your General Test and Subject Test scores earned from July 1, 2008 to the present. Only reported scores are available for display.

MOST RECENT GENERAL TEST



General Test Scores

Test Date MM/DD/YYYY	Verbal Reasoning*				Quantitative Reasoning*				Analytical Writing	
	Prior Format Scaled Score	Current Format Estimated Current Score	% Below	Scaled Score	Prior Format Scaled Score	Current Format Estimated Current Score	% Below	Scaled Score	% Below	Score
10/08/2015				147				147	28	2.0
08/10/2015				138				149	37	2.5

NS - No Score. Indicates that no questions were answered.

* The GRE Verbal Reasoning and Quantitative Reasoning score scales changed in August 2011. For tests taken August 2011 or later, scores are printed in the "Current Format" columns. For tests taken before August 2011, scores on the prior scales and the corresponding estimated scores on the current scales are printed in the "Prior Format" columns.

Subject Test Scores

Test Date	Test Name / Subscore Name	Scaled Score	% Below
-----------	---------------------------	--------------	---------

Score Recipient(s)

Your score reporting history is shown below. "Pending" indicates your scores are not yet available, or your order has not yet been processed.

Undergraduate Institution		Department (Code)	Test Type	Test Date
Report Date	Institution (Code)			
Score Recipient(s)				
Report Date	Institution or Fellowship Sponsor (Code)	Department (Code)	Test Type	Test Date
10/16/2015	U Toronto (0982)	Computer Science (0402)	General Test	10/08/2015
10/16/2015	Chicago St U (1118)	Computer Science (0402)	General Test	10/08/2015

* Undergraduate Institution does not wish to receive scores
** Score recipient not valid/active

QUESTIONS ABOUT THIS GRE EXAMINEE SCORE REPORT

Information to help you interpret your GRE scores is available at www.ets.org/gre/stupubs. If you have any questions concerning this GRE Report of Scores, call ETS at 1-800-771-7679 or 1-866-473-4373 (toll free for test takers in the U.S., U.S. Territories*, and Canada) between 8:00 a.m. and 7:45 p.m. EST or email gre-info@ets.org. For information about interpreting your scores, consult *Interpreting Your GRE Scores*, which is available at www.ets.org/gre/understand.
*Includes American Samoa, Guam, Puerto Rico, and U.S. Virgin Islands

SCORE REPORTING

Policies pertaining to score reporting and use are periodically reviewed and revised by the GRE Board. The policies and procedures explained in the 2013-14 GRE Information and Registration Bulletin are effective only for the time period of August 1, 2013 to June 30, 2014 and supersede previous policies and procedures in previous bulletins. GRE scores are reportable for five(5) years following the testing year (July 1 to June 30) in which you tested. Currently, GRE scores earned after July 1, 2008 are available.

PERCENTILE RANK (% BELOW)

The percentile ranks in this report indicate the percentage of examinees who scored below your score. Note that these percentile ranks may be different from those that applied when the scores were originally reported to you if the scores were earned prior to July 2013. This reflects annual updating of these data to permit admissions officers to compare scores, whenever earned, with those for a recent reference group.

RETAKING A GRE TEST

You can take the GRE revised General Test once every 21 days, and up to five times within any continuous rolling 12-month period. This applies even if you canceled your scores on a test taken previously. You may take the paper-based GRE revised General Test and GRE Subject Tests as often as they are offered.
Note: This policy will be enforced even if a violation is not immediately identified (e.g., inconsistent registration information) and test scores have been reported. In such cases, the invalid scores will be canceled and score recipients will be notified of the cancellation. Test fees will be forfeited.

SCORES NOT REPORTED

"Scores Not Reported" is listed in the Report Date column of the Score Recipients section of your score report if one of three scenarios occurs:

- You requested scores to be sent to an undergraduate institution that does not receive scores.
- The code for the graduate institution you designated to receive scores is no longer active.
- Your reportable score record does not include scores for the requested test.

Note: This report is not valid for transmission of scores to an institution.

HEAD
Dept. of Computer Science & Engineering
VJEE VIDYANIKETHAN ENGINEERING COLLEGE
Sree Sainath Nagar, A. RANGAMPET
CHITTOOR (Dt)-517 102, A.P.

Name

THEEGALA ANJALIAH

Registration Number

IN17S87018021

Gender

Male



Examination Paper

Instrumentation Engineering (IN)

T. Anjaliah

Marks out of 100[#]

35.03

All India Rank in this paper

1813

Qualifying Marks^{**}

34.60

31.10

23.00

GATE Score

354

General

OBC (NCL)

SC/ST/PwD

[#] Normalized marks for multisection papers (CE, CS, EC, EE, ME)^{**} A candidate is considered qualified if the marks secured are greater than or equal to the qualifying marks mentioned for the category for which a valid Category Certificate, if applicable, is produced along with this scorecard.**Note:**

- The marks and score provided here are for information only.
- An electronic or paper copy of this document is not valid for admission.
- The official GATE 2017 Score Card can be downloaded from the GOAPS site between March 26, 2017 and May 31, 2017 by the qualified candidates only.



GATE 2017 Scorecard

Graduate Aptitude Test in Engineering

Name

BOYAPATI SURESH

Registration Number

IN17S87018039

Examination Paper

Instrumentation Engineering (IN)



B. Suresh

(Candidate's Signature)

Mark out of 100*	37.38	Valid from	March 26, 2017 to	March 26, 2020
Qualifying Marks**	34.6	31.1	23.0	All India Rank in this paper
	General	OBC (NCL)	SC/ST/PWD	1591
GATE Score	380	Total Number of Candidates	12858	

*Normalized marks for multisession papers

** A candidate is considered qualified if the marks secured are greater than or equal to the qualifying marks mentioned for the category for which valid category certificate, if applicable is produced along with this scorecard.

Digital Fingerprint : df6bd6e75e756e7632da1d067ac887ae

March 26, 2017

G. J. Chakrapani
Prof. Govind Joseph Chakrapani

Organizing Chairman, GATE 2017 on behalf of NCB-GATE, for MHRD

The GATE 2017 score is calculated using the formula

$$GATE\ Score = S_q + (S_t - S_q) \frac{(M - M_q)}{(\bar{M}_t - M_q)}$$

where,

M is the marks obtained by the candidate in the paper, mentioned on this score card in GATE 2017

M_q is the qualifying marks for general category candidate in the paper

\bar{M}_t is the mean of marks of top 0.1% or top 10 (whichever is larger) of the candidates who appeared in the paper (in case of multi-session papers including all sessions)

$S_q = 350$, is the score assigned to M_q

$S_t = 900$, is the score assigned to \bar{M}_t

In the GATE 2017 score formula, M_q is usually 25 marks (out of 100) or $\mu + \sigma$, whichever is greater. Here μ is the mean and σ is the standard deviation of marks of all the candidates who appeared in the paper.

Qualifying in GATE 2017 does not guarantee either an admission to a post-graduate program or a scholarship/assistantship.

Admitting institutes may conduct further tests and interviews for final selection.

Codes for XE and XL Paper Sections (compulsory section and any other two sections)

XE: Engineering Sciences

- A-Engineering Mathematics (compulsory)
- B-Fluid Mechanics
- C-Material Science
- D-Solid Mechanics
- E-Thermodynamics
- F-Polymer Science and Engineering
- G-Food Technology
- H-Atmospheric and Oceanic Sciences

XL: Life Sciences

- P-Chemistry (compulsory)
- Q-Biochemistry
- R-Botany
- S-Microbiology
- T-Zoology
- U-Food Technology

Graduate Aptitude Test in Engineering (GATE) 2017 was organised by Indian Institute of Technology Roorkee on behalf of the National Coordination Board (NCB) for the Department of Higher Education, Ministry of Human Resource Development (MHRD), Government of India.

IELTS™

Test Report Form

ACADEMIC

2015-16

NOTE Admission to undergraduate and post graduate courses should be based on the ACADEMIC Reading and Writing Modules.
GENERAL TRAINING Reading and Writing Modules are not designed to test the full range of language skills required for academic purposes.
It is recommended that the candidate's language ability as indicated in this Test Report Form be re-assessed **after two years** from the date of the test.

Centre Number **IN855** Date **30/JAN/2016** Candidate Number **238830**

Candidate Details

Family Name **GUDIMELTA**
First Name **BHAGYASREE LAVANYA**
Candidate ID **M5543212**



Date of Birth **27/08/1994** Sex (M/F) **F** Scheme Code **Private Candidate**
Country or Region of Origin
Country of Nationality **INDIA**
First Language **TELUGU**

Test Results

Listening **6.0** Reading **5.5** Writing **6.0** Speaking **6.0** Overall Band Score **6.0** CEFR Level **B2**

Administrator Comments

Centre stamp



Validation stamp



Administrator's
Signature

[Signature]

Date **11/02/2016**


Test Report Form
Number


15IN238830GUD8855A



CAMBRIDGE ENGLISH
Language Assessment
Part of the University of Cambridge

6/12/2017

AP PGECET 2017 Rank Card			
(Conducted by Andhra University Visakhapatnam)			
Registration No	6718896967	Roll Ticket Number	61903287796
Candidate's Name	S. MUKESH ALI	Local Area	SVU
Father's Name	SHAIK ALI	Category	BC - E
Address	1-150, THEONDAVADA VILLAGE, CHANDRACHERI MANDAL, CHITTOOR, ANDHRA PRADESH - 517902	Gender	MALE
		Date of Birth	06/08/1995
Subject Code	CS	Subject Name	COMPUTER SCIENCE ENGINEERING
Marks Obtained	42	Rank in Words	One * Zero * Zero * Five
		Rank in Figure	1005
 CONVEYED AP PGECET-2017			

AP PGECET 2017 Rank Card			
(Conducted by Andhra University Visakhapatnam)			
Registration No	6710291550	Hall Ticket Number	6190420836
Candidate's Name	SAI KUMAR THATIMAKULA	Local Area	SVU
Father's Name	T A V PRASAD	Category	SC
Address	11-21/3, S V NAGAR, TIRUPATI, CHITTOOR, ANDHRA PRADESH - 517502	Gender	MALE
		Date of Birth	27/01/1995
Subject Code		CS	Subject Name
			COMPUTER SCIENCE ENGINEERING
Marks Obtained	47	Rank in Words	Four * Two * Five
		Rank in Figure	425
 CONVENER AP PGECET-2017			

IELTS™

Test Report Form

NOTE

Admission to undergraduate and post graduate courses should be based on the ACADEMIC Reading and Writing Modules.
GENERAL TRAINING Reading and Writing Modules are not designed to test the full range of language skills required for academic purposes.
It is recommended that the candidate's language ability as indicated in this Test Report Form be re-assessed after two years from the date of the test.

ACADEMIC

Centre Number

IN001

Date

27/FEB/2016

Candidate Number

136624

Candidate Details

Family Name

THOTA

First Name

MOUNIKA

Candidate ID

1523605



Date of Birth

28/12/1993

Sex (M/F)

F

Scheme Code

Private Candidate

Country or Region of Origin

Country of Nationality

INDIA

First Language

TELUGU

Test Results

Listening

7.5

Reading

6.5

Writing

6.5

Speaking

8.0

Overall Band Score

7.0

CEFR Level

C1


Administrator Comments

Administrator Comments

Centre stamp



Validation stamp



Administrator's Signature

[Signature]

Date

10/03/2016

Test Report Form Number

15IN136624THOM001A



CAMBRIDGE ENGLISH
Language Assessment
Part of the University of Cambridge

The validity of this IELTS Test Report Form can be verified online by recognising organisations at <http://ielts.ucles.org.uk>

NAGENDRAVARMA SANGARAJU

Most Recent Test Date: December 22, 2015

Address: CHENDRAJU GARI PALLI, MADITHADU, T. SUNDUPALLI, KADAPA,
516129 IndiaRegistration Number: 4667244
Print Date: September 13, 2016

Email: SANGARAJU.VARMA1@GMAIL.COM

Phone: 91-7306886323

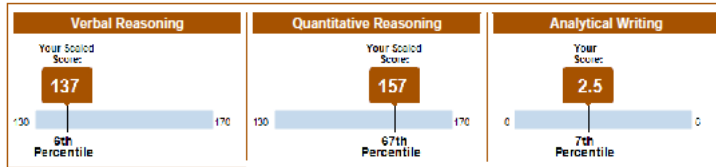
Date of Birth: June 20, 1995

Social Security Number (Last Four Digits):

Gender: Male

Intended Graduate Major: Computer Science (0402)

Your Scores for the General Test Taken on December 22, 2015



Your Test Score History

General Test Scores

Test Date	Verbal Reasoning		Quantitative Reasoning		Analytical Writing	
	Scaled Score	Percentile	Scaled Score	Percentile	Score	Percentile
December 22, 2015	137	6	157	67	2.5	7


Subject Test Scores

You do not have reportable test scores at this time.


Your Score Recipient(s)

Undergraduate Institution

Report Date	Institution (Code)	Department (Code)	Test Title	Test Date
-------------	--------------------	-------------------	------------	-----------



GATE 2016 Scorecard
Graduate Aptitude Test in Engineering



Candidate's Details

Name: **MOHAMMED INAYATHULLA**

Registration Number: **CS16S52137082**

Examination Paper: **Computer Science and Information Technology (CS)**

Inayathulla

(Candidate's Signature)

GATE Score **366**

Mark out of 100* **26.4**

Qualifying Marks**

25.0	22.5	16.6
General	ODC (NCL)	SC/ST/PwD

Valid from March 23, 2016 to March 22, 2019

All India Rank in this paper **11112**

Number of Candidates Appeared in this paper **108495**

* Normalized marks for multi-session papers

** A candidate is considered qualified if the marks scored are greater than or equal to the qualifying marks mentioned in the relevant column. For which candidate's qualification is not yet received along with the scorecard.

Digital Fingerprint: 96b13b6618b95731a627d4b99c52a3f

March 23, 2016

Prof. Tirthankar Bhattacharyya

Organizing Chairperson, GATE 2016 on behalf of NCB-GATE, for MHRD

The GATE 2016 score is calculated using the formula

$$GATE\ Score = S_q + (S_x - S_q) \frac{(M - M_q)}{(M_x - M_q)}$$

where,

M is the marks obtained by the candidate in the paper mentioned on this scorecard in GATE 2016.

M_q is the qualifying marks for general category candidate in the paper

M_x is the mean of marks of top 0.1% or top 10 (whichever is larger) of the candidates who appeared in the paper (in case of multi-session papers including all sessions)

$S_q = 350$, is the score assigned to M_q

$S_x = 900$, is the score assigned to M_x

In the GATE 2016 score formula, M_q is 25 marks (out of 100) or $\mu + \sigma$, whichever is greater. Here μ is the mean and σ is the standard deviation of marks of all the candidates who appeared in the paper.

Qualifying in GATE 2016 does not guarantee either an admission to a post-graduate program or a scholarship/assistsanship.

Admitting institutes may conduct further tests and interviews for final selection.

Codes for XE and XL Paper Sections (compulsory section and any other two sections) :

XE: Engineering Sciences

A-Engineering Mathematics (compulsory)

B-Fluid Mechanics

C-Material Science

D-Solid Mechanics

E-Thermodynamics

F-Polymer Science and Engineering

G-Food Technology

XL: Life Sciences

H-Chemistry (compulsory)

I-Biochemistry

J-Botany

K-Microbiology

L-Zoology

M-Food Technology

Graduate Aptitude Test in Engineering (GATE) 2016 was organized by the Indian Institute of Science on behalf of the National Coordination Board (NCB) for the Department of Higher Education, Ministry of Human Resource Development (MHRD), Government of India.

Authenticity of this scorecard can be verified at the GATE 2016 website <http://gate.iisc.ernet.in>

Name: Thiyari RajaGopal, Yeswanth

Last (Family/Surname) Name, First (Given) Name Middle Name

Email: yeshwanth.tr@gmail.com

Gender: M

Date of Birth: 27 Jan 1995

Registration Number: 0000 0000 2632 6006

Test Date: 25 Oct 2015

Sponsor Code:

1110306004135

Thiyari RajaGopal, Yeswanth

6-9-1370/a

Defence colony

K.T.Road

Tirupathi, Andhra Pradesh 517501

India



TOEFL Scaled Scores

Reading	28
Listening	22
Speaking	24
Writing	23
Total Score	97

Country of Birth: India

Native Language: TELUGU

Test Center: ITIILVWA - Prometric Testing Private Limited

Test Center Country: India

Inst. Code

Dept. Code

Security Identification

ID Type: Passport

ID No.: xxxxxxxxxxxxxxxxxxxx3452

Issuing Country: India

91

Reading Skills	Level	Your Performance
Reading	High	<p>Test takers who receive a score at the HIGH level, as you did, typically understand academic texts in English that require a wide range of reading abilities regardless of the difficulty of the texts.</p> <p>Test takers who score at the HIGH level, typically</p> <ul style="list-style-type: none"> • have a very good command of academic vocabulary and grammatical structure; • can understand and connect information, make appropriate inferences, and synthesize ideas, even when the text is conceptually dense and the language is complex; • can recognize the expository organization of a text and the role that specific information serves within the larger text, even when the text is conceptually dense; and • can abstract major ideas from a text, even when the text is conceptually dense and contains complex language.
Listening Skills	Level	Your Performance
Listening	High	<p>Test takers who receive a score at the HIGH level, as you did, typically understand conversations and lectures in English that present a wide range of listening demands. These demands can include difficult vocabulary (uncommon terms, or colloquial or figurative language), complex grammatical structures, abstract or complex ideas, and/or making sense of unexpected or seemingly contradictory information.</p> <p>When listening to lectures and conversations like these, test takers at the HIGH level typically can</p> <ul style="list-style-type: none"> • understand main ideas and important details, whether they are stated or implied; • distinguish more important ideas from less important ones; • understand how information is being used (for example, to provide evidence for a claim or describe a step in a complex process); • recognize how pieces of information are connected (for example, in a cause-and-effect relationship); • understand many different ways that speakers use language for purposes other than to give information (for example, to emphasize a point, express agreement or disagreement, or convey intentions indirectly); and • synthesize information, even when it is not presented in sequence, and make correct inferences on the basis of that information.



Copyright © 2013 by Educational Testing Service. All rights reserved. ETS, the ETS logos, TOEFL, and TOEFL iBT are registered trademarks of Educational Testing Service (ETS) in the United States and other countries. Other products and services mentioned herein may be trademarks of their respective owners.

30641350101



No. 1150

PROVISIONAL ADMISSION LETTER



Date : **24-JUN-2016**

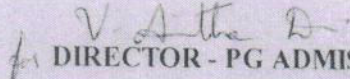
Certified that Mr./Ms. **ANU INDLA** Appl.No. **2016601341** and **2533** rank in the merit list has been provisionally admitted to **M. Tech. (CSE - Information Security)** Programme, at **VELLORE** campus based on the counselling held on 24th June 2016 for the academic year 2016-2017.

The Orientation programme mandatory to all is scheduled on **08th July 2016**. The balance fees as under may kindly be paid and the originals may be provided on or before **02nd July 2016**

STATEMENT OF APPROXIMATE EXPENDITURE (For M.Tech Two Years)				
S.No.	Particulars	2016-17	2017-18	Total Amount
1	Tuition Fees	163000	163000	326000
2	Special Fees	20000	20000	40000
3	Admission Fees	5000	0	5000
4	Caution Deposit (Refundable)	2000	0	2000
5	Hostel Admission Fee *	10000	0	10000
6	Establishment Charges & Mess Charges * (Approximate amount for 2 BED A/C, Non-Veg Mess)	98500	98500	197000
7	Hostel Caution Deposit (Refundable)*	10000	0	10000
Total Amount		308500	281500	590000
(Rupees Five Lakh Ninety Thousand only)				

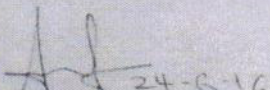
* Hostel fee is applicable for those who join the hostel. Hostel fees may vary based on the type of accommodation and availability.

The sanction of "**EDUCATION LOAN**" to the student is recommended subject to the conditions imposed by the Bank Authorities.

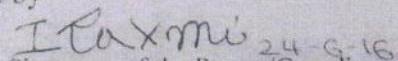

DIRECTOR - PG ADMISSIONS

All admissions are subject to discipline and conduct of the candidate.

In case of withdrawal before the commencement of the programme, we are aware that the counselling fee of Rs.10,000/- is non refundable. In the event of discontinuation of studies, I agree to pay the fees for the remaining year/s of the course.


 Signature of the Candidate with date

Agreed and countersigned by


 Signature of the Parent/Guardian with date



AP PGECET - 2016 RANK CARD :: JNT UNIVERSITY KAKINADA



Hall Ticket No. : 61050044
Candidate's Name : GANDHUDI MANORANJAN
Father's Name : G RAMANJANEYULU
Test Paper : Computer Science & Information Technology

Community

BC-A

Date of Birth

19-03-1995

Marks Obtained : 43

Rank : 487

Percentile : 82.6162



G. Manoranjan

Wk

CONVENER
AP PGECET - 2016

Going for PGECET

HCL appointment
with Mr. A. Chandra

To.
Mr PSC
Brouner



Andhra Pradesh State Council of Higher Education
AP PGEC / AP PGECET - 2016 ADMISSIONS

Dated: 16-08-2016



Provisional Allotment Order - Final Phase



Candidate Details

HT.No/Reg.No: 52050303

Name: GUDI RAJESH

Father's Name: G SREERAMULU

Rank: 1317

Gender: MALE

Caste/Region: BCD/SVU

Allotment Details

Based on the options exercised, you have been (re)allotted a seat in

COLLEGE JNTA1- JNTU COLLEGE OF ENGG. ANANTAPUR

COURSE CMSC- MTECH-COMPUTER SCIENCE

under ---SC-GEN-----

Fee Category : SCH

Tuition Fee fixed for the College/Course is Rs. 15000/-

Tentative Fee Payable is Rs. 0

1. Download the provisional allotment order in duplicate and report at the allotted college on or before 20th August,2016 otherwise the allotment stands cancelled.
2. If satisfied with the allotment, report to the college with Original Certificates along with the tuition fee.
3. Students who have been granted GATE/GPAT fellowship are not eligible for fee reimbursement.
4. Tuition fee fixed is semester fee for ME/MTech/MPharm and annual fee for PHARMA-D(PB).
5. Maximum reimbursement of tuition fee per annum(other than SC/ST) is Rs. 57,000/- for ME/MTech, Rs. 1,10,000/- for MPharmacy and Rs. 68,000/- for PHARMA-D(PB).
6. The academic credentials now verified by the authorities if found false at a later date, the provisional allotment stands cancelled automatically and the candidate is liable for criminal prosecution.
7. Allotment now made under SPORTS category is subject to final approval by Sports Authority for genuineness of certificate and priority. In the event of Sports certificate found false, the provisional allotment stands cancelled and the candidate is liable for criminal prosecution.

Note1 :: The students belonging to categories of SC/ST/BC/EBC/Disabled/Minority will be considered for Reimbursement of Tuition Fee (RTF) subject to verification and eligibility criteria prescribed by the Government of Andhra Pradesh from time to time. In the event of the candidate found not eligible for fee reimbursement, the candidate shall have to pay the total fee.

Convener, AP PGEC/AP PGECET-2016

~~~~~This is a computer generated provisional allotment order and does not require signature.~~~~~



F-NO: 14



AMASA, HARINATH

## Examinee Score Report

Note: This report is not valid for transmission of scores to an institution.

Last (Family/Surname) Name, First (Given) Name, Middle Initial

Print Date: 08/06/2016

Address: 6-38, Sathya Sai Nagar  
Tirupathi, 517507

Email Address: harinath.svec@gmail.com

Phone Number: 9916639760

Date of Birth: 08/08/1992

Social Security Number (last 4 digits):

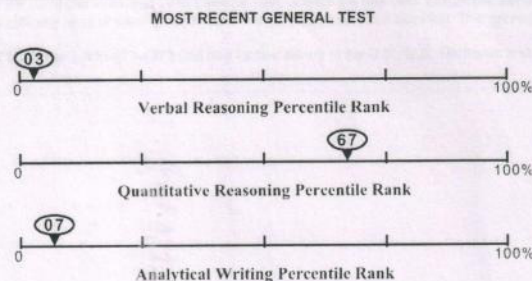
Gender: Male

Intended Graduate Major Code: 0402

Intended Graduate Major: Computer and Information Sciences - Computer Science

Most Recent Test Date: 06/17/2016

Registration Number: 5632736



All dates are formatted as MM/DD/YYYY.

This score report includes all of your General Test and Subject Test scores earned from July 1, 2008 to the present. Only reported scores are available for display.

## General Test Scores

| Test Date<br>MM/DD/YYYY | Verbal Reasoning* |                         |                |         | Quantitative Reasoning* |                         |                |         | Analytical Writing |         |
|-------------------------|-------------------|-------------------------|----------------|---------|-------------------------|-------------------------|----------------|---------|--------------------|---------|
|                         | Prior Format      |                         | Current Format |         | Prior Format            |                         | Current Format |         | Score              | % Below |
|                         | Scaled Score      | Estimated Current Score | Scaled Score   | % Below | Scaled Score            | Estimated Current Score | Scaled Score   | % Below |                    |         |
| 06/17/2016              |                   |                         | 135            | 03      |                         |                         | 157            | 67      | 2.5                | 07      |
| 05/06/2016              |                   |                         | 139            | 09      |                         |                         | 157            | 67      | 2.5                | 07      |

NS - No Score. Indicates that no questions were answered.

\* The GRE Verbal Reasoning and Quantitative Reasoning score scales changed in August 2011. For tests taken August 2011 or later, scores are printed in the "Current Format" columns. For tests taken before August 2011, scores on the prior scales and the corresponding estimated scores on the current scales are printed in the "Prior Format" columns.

## Subject Test Scores

| Test Date | Test Name / Subscore Name | Scaled Score | % Below |
|-----------|---------------------------|--------------|---------|
|-----------|---------------------------|--------------|---------|

## Score Recipient(s)

Your score reporting history is shown below. "Pending" indicates your scores are not yet available, or your order has not yet been processed.

## Undergraduate Institution

| Report Date | Institution (Code)     | Department (Code)       | Test Type    | Test Date  |
|-------------|------------------------|-------------------------|--------------|------------|
| 06/29/2016  | Alabama State U (1006) | Computer Science (0402) | General Test | 06/17/2016 |
|             |                        |                         | General Test | 05/06/2016 |

## Score Recipient(s)

| Report Date | Institution or Fellowship Sponsor (Code) | Department (Code)           | Test Type    | Test Date  |
|-------------|------------------------------------------|-----------------------------|--------------|------------|
| 06/29/2016  | U Nebraska Lincoln (6877)                | Computer Engineering (1201) | General Test | 06/17/2016 |
|             |                                          |                             | General Test | 05/06/2016 |
| 05/18/2016  | Missouri St U (6665)                     | Computer Science (0402)     | General Test | 05/06/2016 |
| 05/18/2016  | Central Michigan U (1106)                | Computer Science (0402)     | General Test | 05/06/2016 |
| 05/18/2016  | Arizona State U (4007)                   | Computer Science (0402)     | General Test | 05/06/2016 |
| 05/18/2016  | U Houston Downtown (6922)                | Computer Science (0402)     | General Test | 05/06/2016 |

\* Undergraduate Institution does not wish to receive scores

\*\* Score recipient not valid/active

## About Your GRE® Score Report

## Score Reporting Policies

With the *ScoreSelect*® option, you can decide which test scores to send to the institutions you designate. There are three options to choose from:

- Most Recent option - Send your scores from your most recent test administration
- All option - Send your scores from all administrations in the last five years
- Any option - Send your scores from one OR as many test administrations in the last five years (this option is not available on test day when you select up to four FREE score reports)

Scores for a test administration must be reported in their entirety. Institutions will receive score reports that show only the scores that you selected to send to them. There will be no special indication if you have taken additional GRE tests. See the *GRE® Information Bulletin* for details. The policies and procedures explained in the *Bulletin* for the current testing year supersede previous policies and procedures in previous bulletins.

Scores will be sent to designated score recipients approximately 10-15 days after a computer-delivered test and 5 weeks after a paper-delivered test. If your scores are not available for any reason, you will see "Not Available" in Your Test Score History.

GRE test scores are reportable according to the following policies:

- For tests taken prior to July 1, 2016, scores are reportable for five (5) years following the testing year in which you tested (July 1 - June 30). For example, scores for a test taken on May 15, 2015, are reportable through June 30, 2020. GRE scores earned prior to August 2011 are no longer reportable.
- For tests taken on or after July 1, 2016, scores are reportable for five (5) years following your test date. For example, scores for a test taken on July 3, 2016, are reportable through July 2, 2021.

Note: Score recipients will only receive scores from test administrations that you have selected to send to them.

## Percentile Rank (% Below)

A percentile rank for a test score indicates the percentage of test takers who took that test and received a lower score. Regardless of when the reported scores were earned, the percentile ranks for General Test and Subject Test scores are based on the scores of all test takers who tested within the most recent three-year period.

## Retaking a GRE Test

You can take the *GRE®* General Test *once every 21 days*, up to *five times* within any continuous rolling 12-month period (365 days). This applies even if you canceled your scores on a test taken previously. You can take the paper-delivered GRE General Test and *GRE®* Subject Tests as often as they are offered.

Note: This policy will be enforced even if a violation is not immediately identified (e.g., inconsistent registration information) and test scores have been reported. In such cases, the invalid scores will be canceled and score recipients will be notified of the cancellation. Test fees will be forfeited.



# ETS TOEFL iBT<sup>®</sup> Test Taker Score Report

THIS IS A PDF DOWNLOADED AND PRINTED BY THE TEST TAKER, INTENDED FOR THE TEST TAKER'S PERSONAL RECORDS.

**Name:** Rajala, Chandana Roopa Reddy

Last (Family/Surname) Name, First (Given) Name Middle Name

**Email:** roopaprasad151@gmail.com

**Gender:** F

**Date of Birth:** 19 Oct 1994

**Registration Number:** 0000 0000 2609 2140

**Test Date:** 25 Oct 2015 **Sponsor Code:**

Rajala, Chandana Roopa Reddy  
27-2-1309  
Nirmala Nagar, Balaji Nagar  
Nellore, Andhra Pradesh 524002  
India



## TOEFL iBT Scaled Scores

|                          |           |
|--------------------------|-----------|
| Reading .....            | 20        |
| Listening .....          | 21        |
| Speaking .....           | 20        |
| Writing .....            | 22        |
| <b>Total Score .....</b> | <b>83</b> |

**Country of Birth:** India

**Native Language:** TELUGU

**Test Center:** APCU-8918 - BANGALORE, 8918 INDIA

**Test Center Country:** India

| Inst. Code | Dept. Code |
|------------|------------|
| 6870       | 99         |
| 4687       | 99         |
| 6897       | 99         |
| 4007       | 99         |

## ----- Security Identification -----

**ID Type:** Passport

**ID No.:** xxxxxxxxxxxxxxxxxxxxx1207

**Issuing Country:** India

49

| Reading Skills   | Level        | Your Performance                                                                                                                                                                                                                                                                                                                                                                                                                                                                                                                                                                                                                                                                                                                                                                                                                                                                                                                                                                                                                                                                                                                                                                                                                                                                                                                                                                                                                                                                                                                                                                                                                                                                                |
|------------------|--------------|-------------------------------------------------------------------------------------------------------------------------------------------------------------------------------------------------------------------------------------------------------------------------------------------------------------------------------------------------------------------------------------------------------------------------------------------------------------------------------------------------------------------------------------------------------------------------------------------------------------------------------------------------------------------------------------------------------------------------------------------------------------------------------------------------------------------------------------------------------------------------------------------------------------------------------------------------------------------------------------------------------------------------------------------------------------------------------------------------------------------------------------------------------------------------------------------------------------------------------------------------------------------------------------------------------------------------------------------------------------------------------------------------------------------------------------------------------------------------------------------------------------------------------------------------------------------------------------------------------------------------------------------------------------------------------------------------|
| Reading          | Intermediate | <p>Test takers who receive a score at the <b>INTERMEDIATE</b> level, as you did, typically understand academic texts in English that require a wide range of reading abilities, although their understanding of certain parts of the texts is limited.</p> <p>Test takers who receive a score at the <b>INTERMEDIATE</b> level typically</p> <ul style="list-style-type: none"> <li>• have a good command of common academic vocabulary but still have some difficulty with high-level vocabulary;</li> <li>• have a very good understanding of grammatical structure;</li> <li>• can understand and connect information, make appropriate inferences, and synthesize information in a range of texts but have more difficulty when the vocabulary is high level and the text is conceptually dense;</li> <li>• can recognize the expository organization of a text and the role that specific information serves within a larger text but have some difficulty when these are not explicit or easy to infer from the text; and</li> <li>• can abstract major ideas from a text but have more difficulty doing so when the text is conceptually dense.</li> </ul>                                                                                                                                                                                                                                                                                                                                                                                                                                                                                                                               |
| Listening Skills | Level        | Your Performance                                                                                                                                                                                                                                                                                                                                                                                                                                                                                                                                                                                                                                                                                                                                                                                                                                                                                                                                                                                                                                                                                                                                                                                                                                                                                                                                                                                                                                                                                                                                                                                                                                                                                |
| Listening        | Intermediate | <p>Test takers who receive a score at the <b>INTERMEDIATE</b> level, as you did, typically understand conversations and lectures in English that present a wide range of listening demands. These demands can include difficult vocabulary (uncommon terms or colloquial or figurative language), complex grammatical structures, and/or abstract or complex ideas. However, lectures and conversations that require the listener to make sense of unexpected or seemingly contradictory information may present some difficulty.</p> <p>When listening to conversations and lectures like these, test takers at the <b>INTERMEDIATE</b> level typically can</p> <ul style="list-style-type: none"> <li>• understand explicitly stated main ideas and important details, especially if they are reinforced, but may have difficulty understanding main ideas that must be inferred or important details that are not reinforced;</li> <li>• understand how information is being used (for example, to provide support or describe a step in a complex process);</li> <li>• recognize how pieces of information are connected (for example, in a cause-and-effect relationship);</li> <li>• understand, though perhaps not consistently, ways that speakers use language for purposes other than to give information (for example, to emphasize a point, express agreement or disagreement, or convey intentions indirectly); and</li> <li>• synthesize information from adjacent parts of a lecture or conversation and make correct inferences on the basis of that information, but may have difficulty synthesizing information from separate parts of a lecture or conversation.</li> </ul> |







Scorecard  
Number  
**T6RV1**

# GATE 2016 Scorecard

## Graduate Aptitude Test in Engineering

Name

**ARVETI SREENIVASA MANI CHAITANYA**

Registration Number

**CS16S57021148**

Examination Paper

**Computer Science and Information Technology (CS)**



*A.S. Mani chaitanya*

(Candidate's Signature)

Organizing Institute for GATE 2016 : Indian Institute of Science

**GATE Score** **429**

Valid from March 23, 2016 to March 22, 2019

**Mark out of 100\*** **32.05**

**All India Rank in this paper** **6888**

**Qualifying Marks\*\***

|             |             |             |
|-------------|-------------|-------------|
| <b>25.0</b> | <b>22.5</b> | <b>16.6</b> |
| General     | OBC (NCL)   | SC/ST/PwD   |

**Number of Candidates  
Appeared in this paper** **108495**

\* Normalized marks for multisession papers

\*\* A candidate is considered qualified if the marks secured are greater than or equal to the qualifying marks mentioned in the relevant category for which a valid category certificate, if applicable, must be produced along with this scorecard.

Digital Fingerprint : d56a59268a670c3892c0abbf4d953b03

**March 23, 2016**

*T. Bhattacharyya*

Prof. Tirthankar Bhattacharyya

Organizing Chairperson GATE2016 on behalf of NCB-GATE, for MHRD

The GATE 2016 score is calculated using the formula

$$GATE\ Score = S_q + (S_t - S_q) \frac{(M - M_q)}{(\bar{M}_t - M_q)}$$

where,

$M$  is the marks obtained by the candidate in the paper, mentioned on this scorecard in GATE 2016

$M_q$  is the qualifying marks for general category candidate in the paper

$\bar{M}_t$  is the mean of marks of top 0.1% or top 10 (whichever is larger) of the candidates who appeared in the paper (in case of multi-session papers including all sessions)

$S_q = 350$ , is the score assigned to  $M_q$

$S_t = 900$ , is the score assigned to  $\bar{M}_t$

In the GATE 2016 score formula,  $M_q$  is 25 marks (out of 100) or  $\mu + \sigma$ , whichever is greater. Here  $\mu$  is the mean and  $\sigma$  is the standard deviation of marks of all the candidates who appeared in the paper.

Qualifying in GATE 2016 does not guarantee either an admission to a post-graduate program or a scholarship/assistantship. Admitting institutes may conduct further tests and interviews for final selection.

**Codes for XE and XL Paper Sections (compulsory section and any other two sections) :**

**XE: Engineering Sciences**

A-Engineering Mathematics (compulsory)

B-Fluid Mechanics

C-Material Science

D-Solid Mechanics

E-Thermodynamics

F-Polymer Science and Engineering

G-Food Technology

**XL: Life Sciences**

H-Chemistry (compulsory)

I-Biochemistry

J-Botany

K-Microbiology

L-Zoology

M-Food Technology

Graduate Aptitude Test in Engineering (GATE) 2016 was organized by the Indian Institute of Science on behalf of the National Coordination Board (NCB) for the Department of Higher Education, Ministry of Human Resource Development (MHRD), Government of India.

Authenticity of this scorecard can be verified at the GATE 2016 website <http://gate.iisc.ernet.in>